



**Aisha N. Braveboy**  
*County Executive*



**Michael D. Johnson, P.E.**  
*Director*

# Department of Public Works & Transportation

2026 Transportation, Infrastructure, Energy and Environment (TIEE)



# TIEE Presentation Overview

This presentation has been prepared in response to TIEE's request to provide a comprehensive overview of several key areas for DPW&T. It is organized into key chapters aligned with the County Executive's priorities, which include the following:

- Current staffing levels and workforce considerations
- Significant program changes and initiatives
- Notable budget variances and financial updates
- Anticipated program outcomes and performance expectations
- Impact of the proposed report on the recent A&I performance audit
- Key highlights from the Capital Improvement Plan (CIP)



**Aisha N. Braveboy**  
County Executive

# County Executive Priorities

## Equitable Communities

Affordable housing, social services, support for unhoused residents, healthcare.

## Collaborative Government


Community-focused leadership.

## Environment

Reduce waste, promote sustainability, beautify neighborhoods.

## Transportation & Infrastructure

Safe, modern transit: Purple Line, buses, roads, bridges.



## Public Safety & Accountability

Transparency, trust, and prevention-focused safety programs.

## Economic Growth

Attract businesses, create jobs, support local vendors.

## Youth & Education

Quality education and youth mentorship.

# THE DPW&T EXECUTIVE LEADERSHIP TEAM

**OLUSEYI  
OLUGBENLE**  
Deputy Director



**STACEY  
SMALLS**  
Deputy Director



**MICHAEL  
JOHNSON, P.E.**  
Director



# Agency Offices

## MULTI-DISCIPLINARY

DWP&T is responsible for **County-maintained roadways** that range from rural to urban classifications. The **transportation infrastructure** includes 900 bridges, as well as shoulders, sidewalks, curbs/gutters, stormwater management facilities, 3,000 acres of grassy area. Removing **snow and ice** from County-maintained roadways, upgrading traffic signals, installing streetlights, clearing fallen trees, unclogging drainage inlets and maintaining **stormwater management facilities**, performing roadway repairs ranging from potholes and sidewalk trip hazards to bridge repairs and resurfacing projects, as well as operating **Transit** services.



THE OFFICE OF THE DIRECTOR



THE OFFICE OF HIGHWAY  
MAINTENANCE



THE OFFICE OF THE STORM DRAIN  
MAINTENANCE



THE OFFICE OF ENGINEERING &  
PROJECT MANAGEMENT



THE OFFICE OF THE  
TRANSPORTATION



THE OFFICE OF ADMINISTRATIVE  
SERVICES

# Snapshot of Some DPW&T Services

**2,045**

Miles of County  
maintained  
roadways



Ranging from rural  
to urban

**900**

Bridges



As well as shoulders,  
sidewalks,  
curbs/gutters, and  
stormwater  
management facilities

**3,000**

Acres of grassy  
area



Maintained by staff  
& Contractors of the  
Department


**TheBus**

A County bus  
service



24 routes  
>10,000 miles  
2M+ Annual Trips

**Capital  
Improvement  
Projects**



Multimodal transit,  
Bike & pedestrian  
planning,  
Engineering design,  
and construction

# Staff Complement

- Agency has a total approved staff compliment of 459 positions in FY2026.
- The Agency requested 42 General Fund enhancement positions to support critical programs in FY2027; none of which were recommended to move forward.
- The Agency added 1 LTGF position for the Safe Routes to School Grant
- The Agency unfroze one General Fund position within budget target to support operational need.
- Enterprise Fund position complement remains unchanged.
- The Agency continues to analyze vacancies to determine if reallocations may occur, as appropriate, based on funding structure and operational need.

	General Fund			
	FY2026 Approved	FY2027 Request	FY2027 OMB Recommendation	Variance- FY26 approved to FY27 OMB Recommendation
Full time	268	311	269	1
Part time	1	1	1	0
Unfunded	8	7	7	-1
Limited Term Grant Funded	15	15	15	0
<b>Total:</b>	<b>292</b>	<b>334</b>	<b>292</b>	<b>0</b>

	Enterprise Fund			
	FY2026 Approved	FY2027 Request	FY2027 OMB Recommendation	Variance- FY26 approved to FY27 OMB Recommendation
Full time	139	139	139	0
Part time	1	1	1	0
Unfunded	5	5	5	0
Limited Term Grant Funded	0	0	0	0
<b>Total:</b>	<b>145</b>	<b>145</b>	<b>145</b>	<b>0</b>

	Grant Funded			
	FY2026 Approved	FY2027 Request	FY2027 OMB Recommendation	Variance- FY26 approved to FY27 OMB Recommendation
Full time	3	3	3	0
Part time	0	0	0	0
Unfunded	0	0	0	0
Limited Term Grant Funded	19	20	20	0
<b>Total:</b>	<b>22</b>	<b>23</b>	<b>23</b>	<b>0</b>

# Budget Updates:

## Overall fiscal approach and Operating Updates

DPW&T continues to take a *strategic* approach to budget formulation, focusing on:

- Recovery alignment
- Establishment of Specialized funding mechanism to support Emergency Operations
- Continuance of internal audits to ensure Agency fiscal efficiency and waste reduction.
- Emphasizing County Executive priorities and impact of programmatic auditing in budgetary request.

### Operational Variances and Highlights:

	General Fund			Enterprise Fund		
	FY2026 Approved	FY2027 Request	Variance	FY2026 Approved	FY2027 Request	Variance
Compensation	\$ 24,350,700	\$ 26,010,200	6.8%	\$ 11,560,500	\$ 12,198,500	5.5%
Fringe	\$ 8,653,200	\$ 9,548,400	10.3%	\$ 5,450,300	\$ 5,661,700	3.9%
Operating	\$ 81,754,500	\$ 79,383,800	-2.9%	\$ 6,759,700	\$ 6,771,100	0.2%
Capital Outlay	\$ 20,062,000	\$ 17,556,300	-12.5%	\$ 83,000	\$ 53,400	-35.7%
Recoveries	\$ (121,402,100)	\$ (116,888,500)	-3.7%	\$ -	\$ -	0.0%
<b>Total:</b>	<b>\$ 13,418,300</b>	<b>\$ 15,610,200</b>	<b>16.3%</b>	<b>\$ 23,853,500</b>	<b>\$ 24,684,700</b>	<b>3.5%</b>

- The Agency continues to support front facing efforts related to Countywide beautification. As such, the Agency increased its beautification budget from \$8.3M in FY26 to requesting \$8.51M in FY27, a 2.3% increase.
- In partnership with the Office of Management and Budget, the Agency has drafted legislation to establish an Emergency Weather Operations Fund, which will serve as dedicated resource to support full lifecycle costs associated with emergency weather response, including pre-event staging, active response, and post-event recovery.

	Transportation Network Services Fund			Operating Grants		
	FY2026 Approved	FY2027 Request	Variance	FY2026 Approved	FY2027 Request	Variance
Compensation	\$ -	\$ -	0.0%	\$ 124,200	\$ 214,200	72.5%
Fringe	\$ -	\$ -	0.0%	\$ 43,500	\$ 75,000	72.4%
Operating	\$ 1,632,700	\$ 1,732,700	6.1%	\$ 101,500	\$ 232,200	128.8%
Capital Outlay	\$ -	\$ -	0.0%	\$ 850,400	\$ 850,400	0.0%
Transfers Out	\$ 5,400,000	\$ 4,800,000	-11.1%	\$ -	\$ -	0.0%
<b>Total:</b>	<b>\$ 7,032,700</b>	<b>\$ 6,532,700</b>	<b>-7.1%</b>	<b>\$ 1,119,600</b>	<b>\$ 1,371,800</b>	<b>22.5%</b>

- The Agency continues to approach Transit vehicle replacement by way of transfer out to CIP. This allows the Agency the ability to order vehicles with production time of more than 12 months vs. pre-appropriating funds year over year.
- Operating Grants has increased 22.5% over FY2026 due to the addition of the Safe Routes to School grant, which includes 1 position to support the Vision Zero Program.

# Budget Updates: Capital Improvement Program

Agency continues to take a *strategic* approach to budget formulation, focusing on:

- Efficiency forward Infrastructure fiscal mapping, including use of cumulative appropriation.
- Deploying cost effective technologies to improve Program efficiencies
- Identifying grant opportunities to support Infrastructure improvements.
- Continuing partnership with internal and external partners related to various Construction and Storm Drain efforts.

## Capital Improvement Program Variances and Highlights:

	General CIP			Stormwater CIP		
	FY2026 Approved	FY2027 Request	Variance	FY2026 Approved	FY2027 Request	Variance
Design	\$ 7,910,000	\$ 5,465,000	-30.9%	\$ 9,327,000	\$ 8,085,000	-13.3%
Land	\$ 50,000	\$ 10,000	-80.0%	\$ -	\$ 275,000	100.0%
Construction	\$ 86,976,000	\$ 125,755,000	44.6%	\$ 31,682,000	\$ 27,462,000	-13.3%
Other	\$ 12,620,000	\$ 15,613,000	23.7%	\$ -	\$ -	0.0%
Equipment	\$ 9,247,000	\$ 3,300,000	-64.3%	\$ 3,000,000	\$ -	-100.0%
<b>Total:</b>	<b>\$ 116,803,000</b>	<b>\$ 150,143,000</b>	<b>28.5%</b>	<b>\$ 44,009,000</b>	<b>\$ 35,822,000</b>	<b>-18.6%</b>

### General CIP

- Focus on Vision Zero infrastructure improvements, dedicating \$1M in our FY2027 request for Vision Zero and spot improvement Pedestrian Safety efforts.
- Maintaining \$25.5M in Curb and Road Rehabilitation appropriation. Deployment of new Thin-Lift technology to maximize efficiency for residential resurfacing operations.
- Focus on LED light conversion and infill as an increased safety measure of existing streetlights. The Agency continues to work with OEMs & local power companies to schedule installations and conversions throughout the County. Requested \$2M for FY2027.

### Stormwater CIP

- Shared funding with Department of Environment; Agency remained on target for DPW&T portion of the budget.
- Continued success with Chesapeake Bay Partnership funding assistance
- Continues focus on enhancement of County maintained Stormwater structures.



# Collaborative Government

1

# Collaborative Government: Office of Highway Maintenance (OHM)

## OHM Program Highlights

### Litter Collection Services and Illegal Dumping & Debris Removal

- Collaboration with public safety agencies ensures rapid response, improved efficiency, and fewer repeat sites
- Corridor litter collection: Coordinated efforts help maintain consistent, visible cleanliness along key routes
- Performance-based contracts (tracking, reporting): Support accountability, consistent quality, and optimized operations across teams



### Snow & Ice Operations Unified Snow Command

- Multi-agency collaboration across county departments, supported by a unified command structure, improved coordination, communication, and community engagement.
- 2025–26 snow season: 15 events, with heavy snowfall increasing operational demand



### Mowing & Vegetation Management and Tree Service

- Performance-based mowing contracts ensure on-time cycles, effective weed control, and consistent roadside upkeep
- Tree services include trimming, removal, stump grinding, and emergency response support
- Multiple contracts increase capacity, reduce backlog, and provide faster, reliable coverage



### Roadway & Pothole Repair and Street Sweeping Services

- Roadway and pothole repair provides faster response and more durable, long-term fixes
- Term and task-order contracts improve efficiency and support proactive maintenance
- Hybrid street sweeping (contract + in-house) ensures consistent service and flexible capacity





## DPW&T, Strike Force, and Multi-agency Collaboration



780  
↓  
0

DPW&T collaborated closely with Strike Force to expeditiously address high-impact hotspot areas. Expanded hours included weekends to quickly abate conditions.


- Focus was on rapid response to 311 service requests
- All litter 311 Service Requests addressed and closed.
- Litter mitigation efforts are more stabilized now
- To maintain overall efficiency, DPW&T will continue contractual litter operations while readjusting efforts to successfully deliver other spring and summer operations.

# Elevated Beautification Effort

## MDOT-SHA Roadways Permitted for Litter Abatement

1	Route No.: <b>US 1</b>	Limits:	DC Line to Howard Co Line
2	Route No.: <b>MD 4</b>	Limits:	AA Co Line to DC Line
3	Route No.: <b>MD 5</b>	Limits:	Charles Co Line to DC Line
4	Route No.: <b>MD 193</b>	Limits:	Mont. Co Line to Largo Rd
5	Route No.: <b>MD 197</b>	Limits:	US 301 to MD 198
6	Route No.: <b>MD 198</b>	Limits:	Mont. Co Line to AA Co Line
7	Route No.: <b>MD 201</b>	Limits:	DC Line to Powder Mill Rd
8	Route No.: <b>MD 202</b>	Limits:	Marlboro Pike to Annapolis Rd
9	Route No.: <b>MD 210</b>	Limits:	Charles Co Line to DC Line
10	Route No.: <b>MD 214</b>	Limits:	DC Line to AA Co Line
11	Route No.: <b>MD 223</b>	Limits:	Floral Park Rd to Mellwood Rd
12	Route No.: <b>MD 228</b>	Limits:	MD 210 to Charles Co Line
13	Route No.: <b>US 301</b>	Limits:	Charles Co Line to AA Co Line

14	Route No.: <b>MD 332</b>	Limits:	DC Line to E Capitol St
15	Route No.: <b>MD 337</b>	Limits:	Allentown Rd to MD 4
16	Route No.: <b>MD 373</b>	Limits:	Livingston Rd to Brandywine Rd
17	Route No.: <b>MD 381</b>	Limits:	Brandywine Rd to US 301
18	Route No.: <b>MD 382</b>	Limits:	Charles Co Line to US 301
19	Route No.: <b>MD 410</b>	Limits:	Mont. Co Line to Pennsy Dr
20	Route No.: <b>MD 414</b>	Limits:	Oxon Hill Rd to MD 5
21	Route No.: <b>MD 450</b>	Limits:	US 1 A1 to AA Co
22	Route No.: <b>MD 458</b>	Limits:	MD 5 to Walker Mill Rd
23	Route No.: <b>MD 637</b>	Limits:	DC Line to MD 5
24	Route No.: <b>MD 704</b>	Limits:	DC Line to MD 450
25	Route No.: <b>MD 725</b>	Limits:	Brown Station Rd to Marlboro Pike



# Environment

2

# Environment: Office of Storm Drain Maintenance (OSDM)

## OSDM Program Highlights

### Stormwater Management Ponds

**900+**

#### Facilities Maintained

- State & Federal mandate compliance
- Dewatering, excavation & dredging
- Sediment removal & stabilization
- Structural & pavement repairs
- Mowing, trash & invasive species control



### Flood Mitigation: Storm Drain Structures

**26 mi**

#### Channels Maintained

- Pipe & roadside swale construction
- 900+ stormwater facility inspections
- Year-round JetVac program
- Clears pipes & inlets to reduce flooding
- Storm drain repair & maintenance



### Flood Mitigation: Channel Conveyance

**27**

#### Municipalities Served

- Concrete channels serve 27 municipalities
- Structural improvements & panel replacement
- Debris & tree removal
- Stream and outfall enhancements



### Flood Mitigation: Levees & Pump Stations

**~8 mi**

#### Levees Along Anacostia

- 5 pump stations that protect low-lying communities
- U.S. Army Corps regulated systems
- Regular inspections & structural repairs
- Mechanical, electrical & generator upgrades






## Environmental: Right Tree Right Place



- OSDM works to meet the CEX Environmental and Beautification priorities. This includes planting trees to increase tree canopy throughout the County and removing dying or invasive plants to improve the natural habitat of Prince George's County.
- The Right Tree Right Place (RTRP) program aims to improve air quality, reduce heat in urban areas, beautify and educate communities, and mitigate climate change. The program enhances quality of life, human health, and community livability.



# Youth & Education

3



# Outreach and Communications

A promotional graphic for a community event. At the top, it says "CLEAN &amp; GREEN ELEVATE THE SCENE" with a logo. Below is a photo of volunteers in blue shirts working outdoors. The text "8AM-12PM Saturday, April 25" is prominently displayed. The main title "CLEAN and Green" is in large, stylized letters. Below that, it says "Warmer days are here! Help beautify our County by joining neighbors for a day of cleaning, mulching, weed removal, and litter pickup. Register today!". At the bottom, it says "ELEVATE THE SCENE! OFFICE OF THE COUNTY EXECUTIVE - PRINCE GEORGE'S COUNTY". On the left, there is a portrait of Aisha N. Braveboy, County Executive.

## STUFF THE BUS SUMMER PALOOZA

- The Agency hosted its annual “Stuff the Bus: Summer Palooza” on July 30, 2025, in Largo, MD, bringing the community together with music and activities while collecting essential school supplies to support local students and families.


## CLEAN & GREEN, ELEVATE THE SCENE


- Prince George’s County will host “Clean & Green: Elevate the Scene” on April 25 (8 AM–12 PM), encouraging volunteers to support neighborhood beautification, with DPW&T supporting the County Executive at event stops.



## Summer Youth Enrichment Program (SYEP)

- SYEP is a safe, structured summer activities program combining education, recreation, and workforce skills; builds job readiness, supports personal growth, community engagement, and career exploration.
- DPW&T hosted 200+ interns and continues to support SYEP each year by engaging youth and creating pathways that prepare them for careers in public works and transportation.





# Economic Growth

4

# Transit Oriented Development Opportunities



## New Carrollton TOD

- TOD partnerships with MDOT, SHA, MTA, and WMATA are advancing walkable development, multimodal access, and bus priority improvements.
- Over \$250M has been secured for WMATA and Amtrak station upgrades.
- The New Carrollton Mobility Hub will launch this summer, driving redevelopment and economic growth.

## Blue Line Corridor

- Upgrades along the Blue Line Corridor are underway, including WMATA improvements at Addison Road and other stations. DPW&T is enhancing shelters, roads, and multimodal access to support redevelopment.
- In partnership with MDOT and WMATA, the County is advancing mixed-use housing, pedestrian safety, and infrastructure to drive jobs and growth, while pursuing federal funding to accelerate progress. These efforts aim to create a more walkable, vibrant, and competitive corridor.

2026

Now to  
2030

Now to  
2040

# DPW&T Support for SPHERE

- DPW&T is mobilizing resources to support the launch of Sphere, including technical planning and engineering/traffic assessments.
- The Oxon Hill Park & Ride has been identified as a potential multimodal hub for parking, traffic management, and transit/shuttle connections.
- A structured parking facility could generate new County revenue while supporting economic development and long-term sustainability.
- These efforts reflect a commitment to proactive planning, regional coordination, and a resilient transportation system



Prince George's County

# TRANSIT

TRANSFORMATION



Aisha N. Braveboy  
County Executive



Michael D. Johnson, P.E.  
Director



## Transportation and Infrastructure

5



## Transit Rebrand



### CELEBRATING 35 YEARS OF TRANSIT SERVICE

DPW&T marks 35 years of transit service in Prince George's County, celebrating progress while highlighting the future of public transportation.

### ELEVATING THE BRAND ON ALL TRANSIT MODES

Aligned with County Executive Braveboy's vision, DPW&T is launching the rebrand of all transit modes to deliver a modern, elevated, and world class system. Updates include new service names, vehicle wraps, signage, logos, and uniforms to enhance rider experience and reflect a more innovative, connected County.

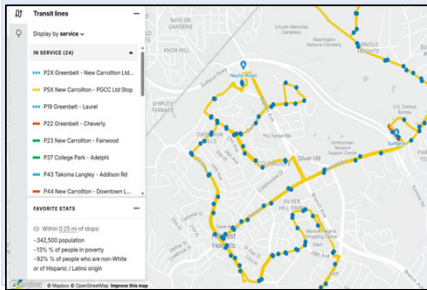
### SUPPORTING ECONOMIC DEVELOPMENT THROUGH TRANSIT SERVICE

DPW&T will expand Microtransit service, a technology-enabled, on-demand service, based on real-time rider demand rather than fixed schedules; Kick off the study of the County's 1<sup>st</sup> ever High-Capacity Transit Corridor, supporting economic development initiatives and in partnership with MDOT, WMATA, and SHA.

# Transportation & Infrastructure: Office of Transportation (OT)

## Transportation Program & Project Highlights

### Transit Software and Technology



- Remix and Clever Devices track service reliability, on-time performance, and missed routes
- Data tools analyze ridership, route efficiency, and overall system performance for planning
- Real-time data and reports enable faster response to issues and support improved service delivery

### Transit Amenities, Shelters, Bus Stop Improvements



- Microtransit expands June 2026 to Bowie, Upper Marlboro, and Hyattsville, improving first- and last-mile access
- 30 bus stop upgrades add lighting, ADA features, and shelters, enhancing safety, accessibility, and comfort

### BBNR (Better Bus Network Redesign)

Ridership Increases by 9%

**720,312** 2025      **1,160,313** 2026

- Increase ridership since BBNR Launch from 2025 to 2026
- Supports Labor related commutes
- Route restructuring made commuting more convenient for riders

### Clean Energy and Charging Infrastructure

Zero Emission

**12** Gillig Electric Buses Added

- Expanded Charging at D'Arcy Road Facility and Equestrian Center/Courthouse
- ABB Charger Installation Project will improve efficiency and Sustainability

### Zero Emission Bus (ZEB) Transition Project

Clean Transit Fleet

**9+** Structures Addressed

- Full Design, construction and Installation of charging Micro grid system
- Project covers procurement and installation of Charging Equipment, site inspections and grid-side commissioning

# Transportation & Infrastructure: Office of Engineering and Project Management (OEPM)



## CIP Construction & Infrastructure Improvement Projects


### Belcrest Rd Safety Improvement

Pedestrian Safety

**CIP**

Active Project

- ADA-compliant sidewalk & curb ramp upgrades
- High-visibility bollard replacements
- Rectangular Rapid Flashing Beacons (RRFBs)
- HAWK signal at critical pedestrian crossing
- Low-cost, high-impact safety features




### Adelphi Rd Roadway Improvement

Bike + Transit

**\$3.2M**

Est. Construction Cost

- Buffered bike lanes installed
- Signalized intersection replacement
- Adelphi Road & Belcrest Road intersection
- Improved pedestrian & transit user access
- Enhanced safety for all road users



### Sheriff Rd Safety Improvement

Complete Streets

**\$3.5M**

Est. Construction Cost

- Continuous pedestrian & bicycle facilities
- Lane repurposing implemented
- Upgraded pedestrian crossings
- LED street lighting throughout
- Pavement & concrete rehabilitation




### Campus Dr Complete Streets

ADA + Bike Lanes

**\$3.6M**

Est. Construction Cost

- Travel lane width-reduction
- Buffered on-road bike lanes
- ADA-compliant sidewalk enhancements
- Street lighting upgrades
- Improved traffic calming & safety



### Roadway & Bridge Reconstruction

Multi-Project

**9+**

Structures Addressed

- Cool Spring, Adelphi – Purple Line connectivity
- Pedestrian Safety School TAP – 3 school locations
- Signs, crosswalks, RRFBs & 2 traffic signals
- Culvert Replacement & Rehab, Phase 4
- Bridge & Culvert Repair CIP, Phase 1



# Transportation & Infrastructure: Office of Engineering and Project Management (OEPM)

## Program Highlights

### Sidewalk Asset Management System

- FY27 System Launch
- Sidewalk replacement and installation projects



### Alternate Paving Technique: Thin Lift Overlay

- Roadway Quality & Improvement
- Lowered Costs vs Full construction
- Maximizes Infrastructure Investments
- Long term Network Performance



### Slurry Seal

- Prevention of moisture penetration into roadway base
- Preservation of roadway assets at a very economical cost



### Mill & Overlay

- Roadway improvement in all Councilmanic Districts annually
- Enhances property values



# THANK YOU!

**Michael D. Johnson, P.E.**

Director, Department of Public Works & Transportation

---

[mdjohnson1@co.pg.md.us](mailto:mdjohnson1@co.pg.md.us)

301.883.5600

Follow us on Social Media @PGCountyDPWT