





April 25, 2023

MEMORANDUM

TO: Jolene Ivey, Chair
Planning, Housing and Economic Development (PHED) Committee

THRU: Jennifer A. Jenkins 
Council Administrator

FROM: Turkessa M. Green 
County Auditor

RE: M-NCPPC Department of Parks and Recreation – FY 2024 Proposed Budget Review

OVERVIEW

The Department of Parks and Recreation is responsible for acquiring land, developing, and managing park and recreation facilities, maintaining and policing park property, and providing various leisure activities and services. The Park Fund, the Recreation Fund, and the Enterprise Fund primarily support the operations of the Department. Property taxes are the primary revenue component for the Park Fund and Recreation Fund. User fees, charges, merchandise sales, and concessions predominantly finance the Enterprise Fund.

The FY 2024 Proposed Budget is based on the revenues generated according to an analysis of the November 2022 State Department of Assessments and Taxation (SDAT) assessable base estimates. These estimates show that the County's FY 2024 real assessable base is projected to grow by 5.12%. However, after analyzing the most recent SDAT assessable base estimates released in March 2023, the Commission plans to update its FY 2024 revenue estimates. The FY 2024 Proposed Budget supports the Commission's goal of delivering programs and services at the highest levels while maintaining fiscal health. The Commission continues to partner with the County to promote economic vitality, environmental sustainability, and overall enhanced quality of life for County residents.

The primary objective of the FY 2024 Proposed Budget is to ensure continued service delivery and provide adequate resources for necessary park and recreation infrastructure while covering significant known commitments for personnel costs, including medical insurance and benefits, Other Post-Employment Benefits (OPEB), full funding of pension contributions, compensation enhancements, and funding for potential position reclassifications.

Of the total current revenue proposed in FY 2024, the property tax will generate approximately 98.3% of the revenue in the Park Fund and 89.6% of the revenue in the Recreation Fund. Of the total revenue proposed in the Enterprise Fund, 47.8% is generated through fees, merchandise sales, concessions, and rentals.

FY 2024 Proposed Budget – Department of Parks and Recreation

Transfers and subsidies continue to represent a significant percentage of total revenues in the Enterprise Fund, decreasing from 53.5% in FY 2023 to 52.0% in FY 2024.

The proposed expenditure levels of the Park Fund and Recreation Fund, excluding reserves not programmed for expenditure in FY 2024, total \$290.6 million. This represents a decrease of \$122.5 million, or 29.6%, below the FY 2023 adopted budget of \$413.1 million. The proposed expenditure level of the Enterprise Fund, excluding reserves, totals \$13.5 million. See the summary of proposed revenue and expenditures for the three funds below. In FY 2024, the total combined proposed revenues (\$315.2 million) exceed the total proposed expenditures (\$304.1 million, excluding reserves) by \$136.6 million for the three (3) funds that support the Department’s operations.

Summary of Proposed Revenue and Expenditures				
	FY23 Adopted	FY24 Proposed	\$ Change	% Change
Revenue				
Tax Supported Funds				
Park Fund	\$ 182,608,112	\$ 192,035,394	\$ 9,427,282	5.2%
Recreation Fund	105,038,520	110,100,320	\$ 5,061,800	4.8%
Enterprise Fund (Includes Transfer from Rec. Fund)	13,524,910	13,106,428	\$ (418,482)	-3.1%
Total Proposed Revenue	\$ 301,171,542	\$ 315,242,142	\$ 14,070,600	4.7%
Expenditures (Excluding Reserves)				
Tax Supported Funds				
Park Fund*	\$ 246,062,288	\$ 183,223,548	\$ (62,838,740)	-25.5%
Recreation Fund**	167,018,943	107,394,121	\$ (59,624,822)	-35.7%
Total Park and Recreation Funds	\$ 413,081,231	\$ 290,617,669	\$ (122,463,562)	-29.6%
Enterprise Fund	13,524,910	13,451,632	\$ (73,278)	-0.5%
Total Proposed Expenditures	\$ 426,606,141	\$ 304,069,301	\$ (122,536,840)	-28.7%
Revenue Over/(Under) Expenditures	\$ (125,434,599)	\$ 11,172,841	\$ 136,607,440	

*Includes Transfers to Debt Service, Capital Projects, and Largo HQ Funds

**Includes Transfers to Enterprise, Capital Projects, and Largo HQ Funds

Staffing

Total Commission staffing in the Park, Recreation, and Enterprise Funds is proposed at 2,522.29 work years. This represents an increase of 40.35 work years above the FY 2023 approved staffing level. Of these work years, 1,267.63, or 50.3%, are seasonal or intermittent. Below is a summary of the proposed positions and work years for the Department of Parks and Recreation.

	Approved FY 2023	Proposed FY 2024	Change	% Change
Positions:				
Park Fund	846	859	13	1.54%
Recreation Fund	343	354	11	3.21%
Enterprise Fund	47	47	-	0.00%
Total Positions	1,236	1,260	24	
Work Years:				
Park Fund	1,067.95	1,107.73	39.78	3.72%
Recreation Fund	1,275.59	1,276.16	0.57	0.04%
Enterprise Fund	138.40	138.40	-	0.00%
Total Work Years	2,481.94	2,522.29	40.35	

FY 2024 Proposed Budget – Department of Parks and Recreation

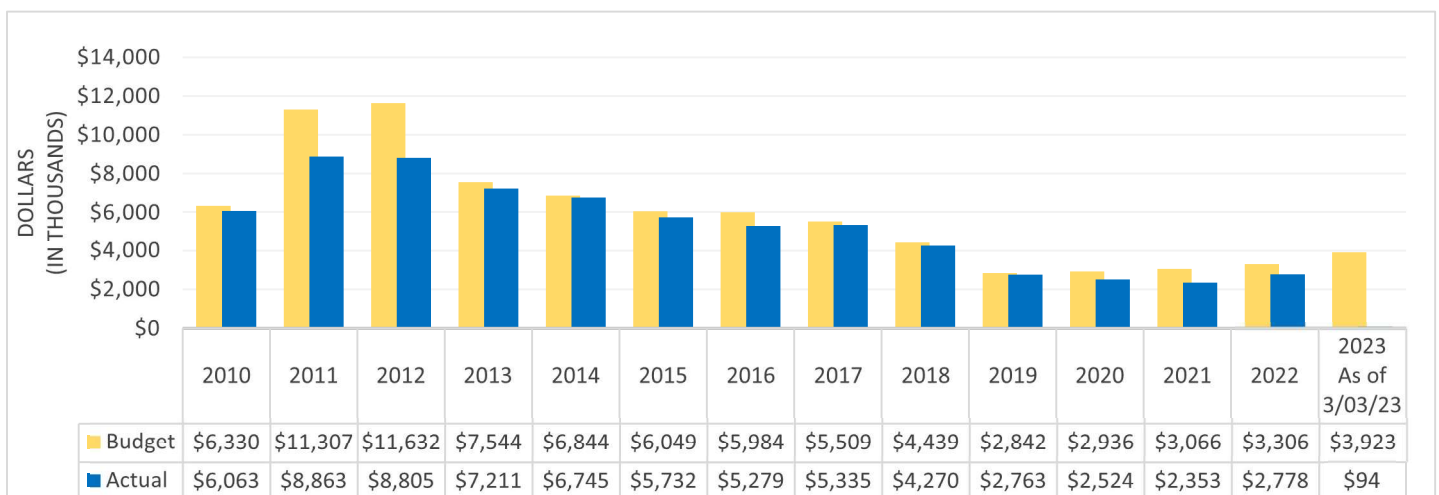
New positions are included in the FY 2024 Proposed Budget to support the Public Affairs and Community Engagement Division (2 full-time positions), the Arts and Cultural Heritage Division (1 full-time position), Natural and Historic Resources (2 full-time positions), Youth and Countywide Sports (4 new positions), and Northern Recreation Leisure Services (8 part-time positions). Additionally, eight (8) new full-time positions are included for the Northern and Southern Region Parks Division to support playgrounds, trails, and athletic turf and ball fields. A summary of authorized positions for all three funds is provided on page 75 of the FY 2024 Proposed Budget book.

The FY 2024 Proposed Budget also includes \$7.46 million to adjust compensation for eligible employees, subject to negotiations and collective bargaining. The Commission will be in wage and benefit re-openers with the Municipal and County Government Employees Organization (MCGEO) and anticipates concluding negotiations before the May bi-county meeting. Contract negotiations with the Fraternal Order of Police (FOP) have been completed. Represented employees will receive a 3.5% step increase and a 5.5% cost of living adjustment in FY 2024.

The Department reported that recruiting, hiring, and retaining staff is a critical issue it faces over the next three years. The Department had 248 full-time vacancies as of April 1, 2023. Most vacancies are in the Parks and Facilities Management Division (101 vacant positions) and the Recreation and Leisure Services Division (52 vacant positions).

Project Charges

The Commission continues to support the County government and other entities through project charge agreements. The FY 2024 proposed project charges for the Department of Parks and Recreation (budgeted in the Park Fund and Recreation Fund) are \$3.9 million, the same level as the adopted FY 2023 budget. A history of the Department’s budgeted versus actual project charges is provided below.



For details of the proposed project charges (all funds), see **Exhibit V** on page 14. A comparison of the individual project charges budgeted and paid since FY 2008 is provided in **Attachment A** of this report.

Largo Headquarters Building

The Commission’s plans to move its new headquarters to Largo are underway. The new headquarters will serve as the primary administrative offices for the Commissioners’ Office, the Planning Department, and the Department of Parks and Recreation. Currently, the Planning Department and Commissioners’ Offices are in leased space at the County Administration Building (CAB) and in office condominiums adjacent to the CAB in Upper Marlboro. The Parks Department currently occupies leased space at Walker Drive Headquarters in Greenbelt, MD, and the Parks and Recreation Administration offices are in Riverdale, MD.

The Commission’s plans include acquiring property from the University of Maryland Global Campus (UMGC) at 1601 and 1616 McCormick Drive and a tract of land at 1440 McCormick Drive. The total square footage of the buildings is 298,722 square feet, and the total land area is 25.8 acres. The Commission is working with the Maryland Economic Development Corporation (MEDCO) to prepare the offices for occupancy, which is expected to occur in late summer/early fall.

Revenues and expenditures for this project are accounted for in the Largo Headquarters Internal Service Fund (page 399 of the FY 2024 Proposed Budget). In FY 2023, the Department allocated \$85 million (\$59.5 million from the Park Fund and \$25.5 million from the Recreation Fund) to support this project. Funding in the amount of \$60 million was also transferred from the Administration Fund in FY 2021 to support this initiative.

With the expectation of purchase and occupancy of the new facility, the proposed FY 2024 budget includes \$4 million in operating and maintenance expenditures, offset by \$4 million in charges for services (rental income) from the Commissioner’s Office, the Planning Department, and the Department of Parks and Recreation.

Maryland General Assembly

During the 2022 Maryland General Assembly session, HB-1057 was passed, establishing the Prince George's County Recreation Blue Ribbon Workgroup. The Workgroup was tasked with studying and making recommendations to the County Council on improving access to recreational programming, facilities, and opportunities, as well as examining the potential costs/benefits and the advantages/disadvantages of transferring the responsibility for recreation functions from the Commission to another entity. Consultant firm BerryDunn was retained to conduct the study and analyze the data gathered to support the Workgroup’s recommendations. The process also included public engagement, listening sessions, a dedicated website, and several focus groups.

At the conclusion of its study, the Recreation Blue Ribbon Workgroup found “*no evidence of major flaws in how the Department plans for recreation programs or makes programs available to the public.*” It determined that recreation programming and services should remain with the Maryland-National Capital Park and Planning Commission. The Workgroup submitted its final report to the County Council on April 11, 2023.

The following sections of this report summarize the revenues, expenditures, and significant changes in each fund for the Department of Parks and Recreation.

PARK FUND

The Park Fund provides funding to support park maintenance, development, and security operations, as well as funding to manage natural resources and provide recreational opportunities within a park setting. The Commission has proposed a personal property tax rate of 39.85 cents and a real property tax rate of 15.94 cents for FY 2024. These rates remain unchanged from the adopted FY 2023 levels. This property tax rate is applied in the Metropolitan District, which includes all areas of the County except the municipalities of District Heights, Greenbelt, and Laurel, along with the areas of Aquasco (Election District #8), Nottingham (Election District #4), and parts of West Laurel (Election District #10). The Commission’s FY 2024 proposed budget anticipates property tax revenues of \$188.8 million, based on the above tax rates being applied to a personal property assessable base of \$3.277 billion and a real assessable base of \$110.519 billion.

The Commission also anticipates generating \$3.3 million in revenue through means other than the property tax. The proposed non-property tax revenue is decreasing by \$154,218 compared to the FY 2023 approved level. The most significant sources of non-property tax revenue are rentals and concessions (\$2.0 million), intergovernmental (\$0.5 million), and miscellaneous (\$0.5 million). Revenue from other sources, such as service charges and interest, account for the remaining \$0.3 million.

The proposed Park Fund expenditure budget totals \$183.2 million (excluding reserves), a decrease of \$62.8 million, or 25.5%, below the FY 2023 approved level. The decrease in expenditures is a result of a one-time transfer in FY 2023 (funding for the Largo Headquarters Building) that is not included in the FY 2024 Proposed Budget and a decrease in the transfer to the CIP of \$15.6 million. The FY 2024 budget includes \$5.7 million for compensation increases (subject to negotiations), as well as \$4.2 million for the current portion (PAYGO) and \$2.8 million of prefunding for other post-employment benefits (OPEB).

Total staffing in the Park Fund is proposed at 1,107.73 work years, an increase of 39.78 work years over the FY 2023 approved staffing level. Of these work years, 249.51, or 22.5%, are seasonal, intermittent, or term contract work years. The number of authorized positions approved for the Park Fund, by Division, is provided on pages 338 and 339 of the budget book.

A summary of the proposed revenues and expenditures for the Park Fund is provided in **Exhibit I** on page 10. The fund balance in the Park Fund is projected at \$64.5 million as of June 30, 2024, which includes a \$7.7 million designated operating reserve that the Commission maintains for emergencies and overall stability (see Park Fund Summary below).

Park Fund Summary	
Total Revenue - Proposed (Excluding Fund Balance)	\$ 192,035,394
Total Expenditures (Excluding Reserves)	(183,223,548)
Revenues Over/(Under) Expenditures	\$ 8,811,846
Estimated Beginning Fund Balance in FY24	55,735,693
Projected Ending Fund Balance in FY24	\$ 64,547,539
Fund Balance Designated for Contingencies (5% of Operating)	(7,660,100)
Undesignated Fund Balance	\$ 56,887,439

RECREATION FUND

The Recreation Fund provides funding to support various educational, recreational, and leisure activities. The Commission has proposed a personal property tax rate of 19.50 cents and a real property tax rate of 7.80 cents for FY 2024. These rates remain unchanged from the adopted FY 2023 levels. The Commission expects to generate \$98.7 million in property tax revenues in FY 2024, based on these tax rates being applied to a personal property assessable base of \$3.501 billion and a real property assessable base of \$118.076 billion. In this fund, the assessable base covers the entire County.

The Commission also anticipates generating \$11.5 million in revenue through means other than the property tax. The estimated non-property tax revenue is increasing slightly by \$52,700 compared to the FY 2023 approved level. The largest single source is service charges and sales, at \$9.4 million, which includes user fees for various activities offered by the Area Operations Division and the Facility Operations Division. These activities include arts programs, childcare, aquatics, summer play activities, and sports programs.

The proposed Recreation Fund expenditure budget totals \$107.4 million (excluding reserves), a decrease of \$59.6 million below the FY 2023 approved level. The decrease is a result of one-time expenditures included in FY 2023 (funding for the Largo Headquarters Building and funding for athletic field initiatives) that are not included in the FY 2024 proposed budget. Highlights in the FY 2024 budget include \$2.8 million for compensation increases (subject to negotiations) and a transfer to the Enterprise Fund in the amount of \$6.8 million. In FY 2024, the Commission is also budgeting \$1.1 million for prefunding and \$1.7 million for the current portion (PAYGO) for other post-employment benefits (OPEB).

Total staffing in the Recreation Fund is proposed at 1,276.16 work years, a slight increase above the FY 2023 approved staffing level. Of these work years, 926.72, or 72.6%, are seasonal, intermittent, or term contract work years. The number of authorized positions approved for the Recreation Fund, by Division, is provided on page 339 of the budget book.

A summary of the proposed revenues and expenditures of the Recreation Fund is provided in **Exhibit II** on page 11. The fund balance in the Recreation Fund is projected at \$29.4 million as of June 30, 2024, which includes a \$4.9 million designated operating reserve that the Commission maintains for emergencies and overall stability (see Recreation Fund Summary below).

Recreation Fund Summary	
Total Revenue - Proposed (Excluding Fund Balance)	\$ 110,100,320
Total Expenditures (Excluding Reserves)	(107,394,121)
Revenues Over/(Under) Expenditures	\$ 2,706,199
Estimated Beginning Fund Balance in FY24	26,730,823
Projected Ending Fund Balance in FY24	\$ 29,437,022
Fund Balance Designated for Contingencies (5% of Operating)	(4,869,700)
Undesignated Fund Balance	\$ 24,567,322

ENTERPRISE FUND

The Enterprise Fund aims to operate facilities that serve the specialized recreational needs of the County’s residents without unnecessarily taxing those that do not utilize the services. The Enterprise Fund includes both self-operated facilities and facilities leased to private concessionaires. Enterprise Fund facilities include golf courses, ice rinks, the Equestrian Center, the Show Place Arena, Regional Park Tennis Bubbles, the Trap and Skeet Center, and the College Park Airport. The Sports & Learning Complex was transferred to the Recreation Fund in FY 2023.

Although the Commission intends to recover costs associated with operating these facilities primarily through user charges, merchandise sales, and concessions, proposed FY 2024 transfers and subsidies from tax-supported funds continue to represent a significant percentage of total revenues in the Enterprise Fund (52.0%). These subsidies are received from the Recreation Fund and are currently \$7.2 million. The FY 2024 subsidies are proposed at \$6.8 million, a decrease of \$5.8% below the FY 2023 level.

Most of the subsidies are directed to the Show Place Arena/Equestrian Center (\$2.7 million), the golf courses (\$1.4 million), and the ice rinks (\$1.1 million). (See details of the transfers/subsidies in the table below).

Enterprise Programs	Actual FY 2021	Actual FY 2022	Adopted FY 2023	Proposed FY 2024	Dollar Change From FY23	% Change From FY23
Sports & Learning Complex*	\$ 6,165,073	\$ 4,765,346	\$ -	\$ -	-	N/A
Show Place Arena/Equestrian Center	1,928,010	2,223,565	2,263,585	2,692,794	429,209	19.0%
Golf Courses	924,262	1,415,505	1,330,976	1,396,171	65,195	4.9%
Trap & Skeet Center	(20,753)	300,431	342,687	325,575	(17,112)	-5.0%
Ice Rinks	964,961	1,015,095	1,059,174	1,090,789	31,615	3.0%
Enterprise Administration	2,046,660	387,546	611,806	387,000	(224,806)	-36.7%
Enterprise Division	-	-	703,899	-	(703,899)	-100.0%
College Park Airport	257,260	332,729	356,654	352,142	(4,512)	-1.3%
Regional Park Tennis Bubbles	134,619	242,280	252,212	257,123	4,911	1.9%
Bladensburg Waterfront Park	1,000,000	340,183	309,317	310,234	917	0.3%
Total	\$ 13,400,092	\$ 11,022,680	\$ 7,230,310	\$ 6,811,828	\$ (418,482)	-5.8%

*Transferred to Recreation Fund in FY 2023

Total revenues projected in the Enterprise Fund, including subsidies, is \$13.1 million, a 3.1% decrease compared to the FY 2023 Approved Budget. The self-supporting income sources are decreasing by \$418,482. Other significant sources of revenue in the Enterprise Fund include fees and charges (\$2.4 million), concessions and rentals (\$1.9 million), and merchandise sales (\$2.0 million).

Total expenditures for the Enterprise Fund are proposed at \$13.6 million, slightly less than the FY 2023 approved level. The Proposed FY 2024 budget includes funding for 47 full-time positions or 138.4 work years, the same staffing level as the FY 2023 approved budget. Of the total work years proposed for FY 2024, 91.4, or 66.0%, are seasonal, intermittent, or term contract work years. A compensation and reclassification marker of approximately \$365,000 is also included in the proposed budget.

A breakout of revenues and expenses for the Enterprise Fund is included in this report as **Exhibit III** on page 12.

ADVANCED LAND ACQUISITION FUND

The Advanced Land Acquisition Revolving Fund (ALARF) was established to acquire land needed for specified public uses and purposes, including State highways, roads, and school sites. The Maryland Annotated Code, Land Use Article empowers the Maryland National Capital Park and Planning Commission to include funding in its annual budget for the acquisition of lands needed for these purposes. The purchase must be shown on the Commission’s general plan for the physical development of the regional district or in an adopted plan. The County Council of Prince George’s County must formally approve all such land acquisitions. Additionally, the acquisition of school sites also requires the prior approval of the Prince George’s County Board of Education. Once the Commission receives repayment of the funds disbursed, they are placed in the land acquisition revolving fund. If the land is later deemed surplus, the Commission can use it as part of its park system or sell, exchange, or otherwise dispose of the land.

The payment of principal and interest on Advance Land Acquisition bonds is provided from a tax the County levies on all taxable property to meet any debt service requirements. Since 1970, approximately \$10.5 million in bonds have been sold. However, all outstanding bonds have since been paid off; therefore, no debt service is anticipated in FY 2024, and no ALARF property tax is assumed.

Exhibit IV on page 13 represents the Commission’s proposed FY 2024 statement of revenues, expenditures, transfers, and fund balance. As previously mentioned, the Advance Land Acquisition Fund will not generate property tax revenue in FY 2024. Since the Commission cannot anticipate the future needs of other governmental agencies for land, it proposes to expend the entire amount in the ALARF for land purchases. If no requests for land purchases are made, and subsequent purchases are not made by the Commission, whatever amount of money is unspent remains in this Fund as fund balance. The total appropriated funds from the Advanced Land Acquisition Revolving Fund for FY 2024 are \$302,637.

CAPITAL IMPROVEMENT PROGRAM (CIP)

The Commission is responsible for acquiring, developing, and maintaining the park system for Prince George’s County. The Capital Improvement Program (CIP) is a six-year park acquisition and development program. The first year represents the capital budget, and the remaining five years are targeted for planning purposes.

The proposed six-year CIP (FY 2024 – FY 2029) is approximately \$354.0 million, a 6% decrease from the approved FY 2023 – 2028 CIP. The proposed capital budget for FY 2024 is \$113.6 million, a 26% decrease from the adopted FY 2023 capital budget. The decrease is primarily a result of more accurate cost estimations and feasibility planning. Below is a summary of the Proposed FY 2024 – FY 2029 CIP.

	Total Project Cost	Life to Date Actual	FY 2023 Estimate	FY 2024 Proposed Capital Budget	FY 2025	FY 2026	FY 2027	FY 2028	FY 2029	Total 6-Year
191 Projects	\$1,222,669,000	\$699,154,000	\$169,499,000	\$113,616,000	\$89,280,000	\$28,780,000	\$40,780,000	\$40,780,000	\$40,780,000	\$354,016,000

Proposed funding sources for the FY 2024 capital budget include direct funding from the operating budget (PAYGO) in the amount of \$25.8 million or 22.6%, M-NCPPC Bond Proceeds in the amount of \$79.8 million or 70.2%, State funding in the amount of \$8 million or 7.0%, and Developer Contributions/Other funding in the amount of \$30,000 (0.03%).

FY 2024 Proposed Budget – Department of Parks and Recreation

The Commission’s proposed Capital Improvement Program contains 191 projects with a total cost of \$1.2 billion. The key initiatives in the proposed FY 2024 CIP include the following:

- Investment in trails, playgrounds, and athletic fields;
- Investing in existing facilities (historical sites, art centers, aquatic facilities, and community centers) and infrastructure;
- Public safety improvements, including ADA and code compliance; and
- Implement growth initiatives in approved plans and feasibility studies.

The Capital Projects Fund accounts for the acquisition and construction of major capital facilities and consists of the first year of the six-year Capital Improvement Program. A breakout of revenues and expenses for the Capital Projects Fund is included as **Exhibit VI** on page 17.

MARYLAND-NATIONAL CAPITAL PARK & PLANNING COMMISSION
PRINCE GEORGE'S COUNTY
PARK FUND SUMMARY

Description	Actual FY 2022	Adopted FY 2023	Proposed FY 2024	Dollar Change	% Change
Revenues:					
Property Taxes	\$ 173,055,985	\$ 179,175,200	\$ 188,756,700	\$ 9,581,500	5.3%
Service Charges & Sales	18,954	70,900	70,900	-	0.0%
Intergovernmental	505,207	542,177	487,959	(54,218)	-10.0%
Interest - Operating	(1,315,485)	100,000	100,000	-	0.0%
Rentals and Concessions	1,697,028	2,006,335	2,006,335	-	0.0%
Miscellaneous	395,121	613,500	513,500	(100,000)	-16.3%
Total Current Revenue	\$ 174,356,810	\$ 182,508,112	\$ 191,935,394	\$ 9,427,282	5.2%
Interest - CIP	(1,373,021)	100,000	100,000	-	0.0%
Total Revenues	\$ 172,983,789	\$ 182,608,112	\$ 192,035,394	\$ 9,427,282	5.2%
Expenditures/Financing Uses:					
Personnel Services	\$ 85,934,590	\$ 100,045,056	\$ 108,207,641	\$ 8,162,585	8.2%
Supplies and Materials	9,145,406	10,186,875	11,087,175	900,300	8.8%
Other Services and Charges	29,199,688	27,189,124	28,893,124	1,704,000	6.3%
Capital Outlay	6,274,015	1,978,900	3,488,900	1,510,000	76.3%
Chargebacks	1,771,168	1,525,455	1,525,455	-	0.0%
Total Operating Expenditures	\$ 132,324,867	\$ 140,925,410	\$ 153,202,295	\$ 12,276,885	8.7%
Transfer to CIP	28,550,000	31,350,000	15,750,000	(15,600,000)	-49.8%
Debt Service	10,559,220	14,286,878	14,271,253	(15,625)	-0.1%
Largo HQ Bldg Fund	-	59,500,000	-	(59,500,000)	-100.0%
Total Expenditures/Uses	\$ 171,434,087	\$ 246,062,288	\$ 183,223,548	\$ (62,838,740)	-25.5%
Excess of Sources over (under)					
Total Uses	\$ 1,549,702	\$ (63,454,176)	\$ 8,811,846	\$ 72,266,022	-113.9%
Beginning Fund Balance	\$ 117,640,167	\$ 121,116,458	\$ 55,735,693	\$(65,380,765)	-54.0%
Ending Fund Balance	\$ 119,189,869	\$ 57,662,282	\$ 64,547,539	\$ 6,885,257	11.9%
Designated Expenditure Reserve	\$ 6,615,600	\$ 7,046,300	\$ 7,660,100	\$ 613,800	8.7%
Undesignated Fund Balance	\$ 112,574,269	\$ 50,615,982	\$ 56,887,439	\$ 6,271,457	12.4%
Tax Rate (Cents per \$100)	Real: 15.94 Personal: 39.85	Real: 15.94 Personal: 39.85	Real: 15.94 Personal: 39.85		0.0% 0.0%
Assessable Base (Billions)	Real: 99.659 Personal: 3.117	Real: 105.135 Personal: 3.013	Real: 110.519 Personal: 3.277		5.12% 8.76%

Note: This assessable base covers the Metropolitan District, which consists of all of Prince George's County, less the area of: The City of Greenbelt, the City of District Heights, the City of Laurel, most of Election District #10 (West of Laurel), the Aquasco area (Election District #8), and the Nottingham area (Election District #4).

MARYLAND-NATIONAL CAPITAL PARK & PLANNING COMMISSION
PRINCE GEORGE'S COUNTY
RECREATION FUND SUMMARY

Description	Actual FY 2022	Adopted FY 2023	Proposed FY 2024	Dollar Change	% Change
Revenues:					
Property Taxes	\$ 90,233,492	\$ 93,636,500	\$ 98,645,600	\$ 5,009,100	5.3%
Intergovernmental -					
Federal	-	-	-	-	N/A
State	323,284	-	-	-	N/A
County - Grant	-	-	-	-	N/A
PGC PILOT	246,138	265,306	238,776	(26,530)	-10.0%
Service Charges & Sales	4,554,688	9,324,210	9,403,440	79,230	0.8%
Interest - Operating		100,000	100,000	-	0.0%
Rentals and Concessions	679,548	1,638,024	1,638,024	-	0.0%
Miscellaneous	360,940	74,480	74,480	-	0.0%
Total Revenues	\$ 96,398,090	\$ 105,038,520	\$ 110,100,320	\$ 5,061,800	4.8%
Expenditures/Financing Uses:					
Personnel Services	\$ 45,941,981	\$ 61,992,314	\$ 63,290,577	\$ 1,298,263	2.1%
Supplies and Materials	4,153,200	5,268,736	6,094,520	825,784	15.7%
Other Services and Charges	16,487,615	20,635,205	19,443,105	(1,192,100)	-5.8%
Capital Outlay	808,196	35,790,000	1,151,713	(34,638,287)	-96.8%
Interest	847,024	-	-	-	N/A
Chargebacks	451,644	602,378	602,378	-	0.0%
Total Operating Expenditures	\$ 68,689,660	\$ 124,288,633	\$ 90,582,293	\$ (33,706,340)	-27.1%
Transfer to CIP	10,000,000	10,000,000	10,000,000	-	0.0%
Transfer to Enterprise Fund	11,022,680	7,230,310	6,811,828	(418,482)	-5.8%
Transfer to Largo HQ Bldg Fund	-	25,500,000	-	(25,500,000)	-100.0%
Total Expenditures/Uses	\$ 89,712,340	\$ 167,018,943	\$ 107,394,121	\$ (59,624,822)	-35.7%
Excess of Sources over (under)					
Total Uses	\$ 6,685,750	\$ (61,980,423)	\$ 2,706,199	\$ 64,686,622	-104.4%
Beginning Fund Balance	\$ 63,525,496	\$ 64,122,398	\$ 26,730,823	\$ (37,391,575)	-58.3%
Ending Fund Balance	\$ 70,211,246	\$ 2,141,975	\$ 29,437,022	\$ 27,295,047	1274.3%
Designated Expenditure Reserve	\$ 3,921,100	\$ 6,575,900	\$ 4,869,700	\$ (1,706,200)	-25.9%
Undesignated Fund Balance	\$ 66,290,146	\$ (4,433,925)	\$ 24,567,322	\$ 29,001,247	-654.1%
Tax Rate (Cents per \$100)	Real: 0.00 Personal: 0.00	Real: 0.00 Personal: 0.00	Real: 0.00 Personal: 0.00		0.0% 0.0%
Assessable Base (Billions)	Real: 106.474 Personal: 3.331	Real: 112.324 Personal: 3.219	Real: 118.076 Personal: 3.501		5.12% 8.76%

MARYLAND-NATIONAL CAPITAL PARK & PLANNING COMMISSION
PRINCE GEORGE'S COUNTY
ENTERPRISE FUND SUMMARY

Description	Actual FY 2022	Adopted FY 2023	Proposed FY 2024	Dollar Change	% Change
Revenues:					
Sales	\$ 1,252,010	\$ 1,960,000	\$ 1,960,000	\$ -	0.0%
Intergovernmental				-	N/A
Charges for Services	3,252,361	2,406,400	2,406,400	-	0.0%
Rentals and Concessions	2,349,187	1,903,200	1,903,200	-	0.0%
Interest		15,000	15,000	-	0.0%
Miscellaneous	316,074	10,000	10,000	-	0.0%
Capital Contributions	1,320,000	-	-	-	N/A
Transfer from Recreation Fund	11,022,680	7,230,310	6,811,828	(418,482)	-5.8%
Total Revenues	\$ 19,512,312	\$ 13,524,910	\$ 13,106,428	\$ (418,482)	-3.1%
Expenditures:					
Personnel Services	\$ 11,370,851	\$ 8,006,688	\$ 8,065,791	\$ 59,103	0.7%
Goods for Resale	694,598	1,376,304	1,376,304	-	0.0%
Supplies and Materials	1,231,895	1,114,330	1,114,330	-	0.0%
Other Services & Charges	4,615,030	2,478,515	2,409,698	(68,817)	-2.8%
Depreciation & Amortization	1,731,264	-	-	-	N/A
Capital Outlay	8,735	271,800	271,800	-	0.0%
Chargebacks	281,563	277,273	213,709	(63,564)	-22.9%
Interest	136,389	-	-	-	N/A
Loss on Sale/Disposal Assets	1,052,094	-	-	-	N/A
Total Expenditures	\$ 21,122,419	\$ 13,524,910	\$ 13,451,632	\$ (73,278)	-0.5%
Revenue Over/(Under) Expenditures	<u>\$ (1,610,107)</u>	<u>\$ -</u>	<u>\$ (345,204)</u>	<u>\$ (345,204)</u>	N/A
Total Net Position - Beginning	\$ 26,464,893	\$ 26,464,893	\$ 24,854,786	\$ (1,610,107)	-6.1%
Total Net Position - Ending	\$ 24,854,786	\$ 26,464,893	\$ 24,509,582	\$ (1,955,311)	-7.4%

MARYLAND-NATIONAL CAPITAL PARK & PLANNING COMMISSION
PRINCE GEORGE'S COUNTY
ADVANCE LAND ACQUISITION FUND

<u>Debt Service Fund</u>						
Description	Actual FY 2022	Adopted FY 2023	Proposed FY 2024	Dollar Change	% Change	
Revenues:						
Property Taxes	\$ 161	\$ -	\$ -	\$ -		N/A
Use of Fund Balance	-	-	-	-		N/A
Total Revenues	\$ 161	\$ -	\$ -	\$ -		N/A
Expenditures:						
Bond Principal Retirement	\$ -	\$ -	\$ -	\$ -		N/A
Bond Interest	-	-	-	-		N/A
Administrative Expenses	-	-	-	-		N/A
Other Services and Charges - Contributions	151	-	-	-		N/A
Total Expenditures	\$ 151	\$ -	\$ -	\$ -		N/A
Revenue Over/(Under) Expenditures	\$ 10	\$ -	\$ -	\$ -		N/A
Net Increase/(Decrease) in Fund Balance	\$ 10	\$ -	\$ -	\$ -		N/A
Beginning Fund Balance	17	-	-	-		N/A
Ending Fund Balance	<u>\$ 27</u>	<u>\$ -</u>	<u>\$ -</u>	<u>\$ -</u>		<u>N/A</u>
Tax Rate (Cents per \$100)	Real: 0.00 Personal: 0.00	Real: 0.00 Personal: 0.00	Real: 0.00 Personal: 0.00			0.0% 0.0%
Assessable Base (Billions)	Real: 106.474 Personal: 3.331	Real: 112.324 Personal: 3.219	Real: 118.076 Personal: 3.501			5.12% 8.76%

<u>Revolving Fund</u>						
Description	Actual FY 2022	Adopted FY 2023	Proposed FY 2024	Dollar Change	% Change	
Revenues:						
Interest on Investment	\$ (2,531)	\$ -	\$ -	\$ -		N/A
Contributions	151	-	-	-		N/A
Total Revenues	\$ (2,380)	\$ -	\$ -	\$ -		N/A
Expenditures:						
Capital Outlay	-	305,007	302,637	(2,370)		-0.8%
Total Expenditures	\$ -	\$ 305,007	\$ 302,637	\$ (2,370)		-0.8%
Revenue Over/(Under) Expenditures	\$ (2,380)	\$ (305,007)	\$ (302,637)	\$ 2,370		-0.8%
Total Net Position - Beginning	304,990	305,007	302,637	(2,370)		-0.8%
Total Net Position - Ending	<u>\$ 302,610</u>	<u>\$ -</u>	<u>\$ -</u>	<u>\$ -</u>		<u>N/A</u>

MARYLAND-NATIONAL CAPITAL PARK & PLANNING COMMISSION
PRINCE GEORGE'S COUNTY
PROJECT CHARGES & PROGRAM SUPPORT

Source	Adopted FY 2023	Proposed FY 2024
Administration Fund:		
<u>Commissioners' Office</u>		
County Council Planning & Zoning Function	\$ 1,287,300	\$ 1,287,300
<u>Planning Department</u>		
People's Zoning Counsel*	\$ 250,000	\$ 250,000
Zoning Enforcement Unit*	1,537,099	1,537,099
Water & Sewer Planning Unit*	155,300	155,300
GIS Program**	340,500	340,500
Tax Collection Fee*	34,400	34,400
Economic Development Corporation (EDC)	65,000	65,000
DPIE Permits & Inspections*	376,200	376,200
DPW&T Engineering, Inspection, & Permitting*	205,600	205,600
Redevelopment Authority*	544,000	544,000
EDC - General Plan Goals	250,400	250,400
Total - Planning Department	3,758,499	3,758,499
Total Administration Fund	\$ 5,045,799	\$ 5,045,799
Park Fund:		
City of Bowie, Allen Pond Maint.	\$ 115,000	\$ 115,000
Huntington City Community Development Corporation	112,500	112,500
Patuxent River 4-H Center Foundation	34,300	34,300
Town of Forest Heights (Community Maintenance and Beautification)	100,000	100,000
Patuxent Riverkeepers	15,000	15,000
PGCC - Park Police/Security/Pool	300,000	300,000
Total Park Fund	\$ 676,800	\$ 676,800

*Project charges reimbursed directly to Prince George's County Government and included in the County's General Fund revenue

**Project charges reimbursed directly to Prince George's County Government and included in the County's Information Technology

FY 2024 Proposed Budget – Department of Parks and Recreation

Source	Adopted FY 2023	Proposed FY 2024
Recreation Fund:		
100 Black Men of Prince George's County	\$ 25,000	25,000
After School Arts (World Art Focus)	98,000	98,000
Allentown Boys & Girls Club	10,000	10,000
Anacostia Trails and Heritage Area	60,000	60,000
Anacostia Watershed Society, Inc.	50,000	50,000
Art Works Now	35,000	35,000
Beltsville-Adelphi Boys and Girls Club	15,000	15,000
Camp Springs Girls & Boys Club	30,000	30,000
Cherry Lane Boxing and Fitness	10,000	10,000
City of College Park, Youth & Family Services	30,000	30,000
City of College Park - Senior Programming	50,000	50,000
City of Greenbelt, After School Arts	15,000	15,000
City of Greenbelt, Recreation Services	70,000	70,000
City of Greenbelt, Therapeutic Program	15,000	15,000
City of Hyattsville, Recreation Services	19,000	19,000
City of Laurel Parks Department	10,000	10,000
City of Laurel Senior Services	55,000	55,000
City of Laurel, Anderson & Murphy CC	22,000	22,000
Clinton Boys and Girls Club, Inc.	10,000	10,000
Coalition for African Americans in the Performing Arts	20,000	20,000
College Park Arts Exchange	5,000	5,000
The Conservancy of Broad Creek, Inc.	50,000	50,000
The Denney House, Inc.	50,000	50,000
District Heights Boys & Girls Club, Inc.	50,000	50,000
Cooperative Extension Service (4H)	208,600	208,600
Forestville Boys and Girls Club	50,000	50,000
Ft. Washington Area Recreation Council, Inc	15,000	15,000
Ft. Washington Pool Association, Inc.	10,000	10,000
Gateway Arts Program	45,000	45,000
G-I-R-L-S-Inc.	20,000	20,000
Girl Scouts Capital Area	10,000	10,000
Glenarden Boys and Girls Club	20,000	20,000
Glenarden Track Club	20,000	20,000
The Global Air Drone Academy, Inc.	15,000	15,000
Greater Laurel United Soccer Club	5,000	5,000
Greenbelt Aquatics & Fitness Center	110,000	110,000
Greenbelt Community Center	50,000	50,000
Huntington City Community Development Corporation	15,000	15,000
Ivy Community Charities	10,000	10,000
Junior Achievement	20,000	20,000
Kentland Boxing Club	5,000	5,000
Kettering-Largo-Mitchellville Boys & Girls Club	30,000	30,000
Lake Arbor Foundation	175,000	175,000
Lanham Boys & Girls Club	25,000	25,000
Latin America Youth Center	40,000	40,000
Laurel Boys & Girls Club	55,000	55,000
Laurel Historic Society	30,000	30,000
Laurel Little League	5,000	5,000
Laurel Stallions	5,000	5,000
Make Smart Cool	20,000	20,000
Making a New United People (M.A.N.U.P)	25,000	25,000
Maryland Buccaneers Youth Club Co	10,000	10,000
Marlboro Boys' & Girls' Club, Inc	10,000	10,000
Mentoring Through Athletics Inc.	30,000	30,000
Millwood/Waterford Programming	10,000	10,000
One Love Life Center, Inc	50,000	50,000
Oxon Hill Boys & Girls Club	10,000	10,000
Oxon Hill High School Instrumental Music Department	15,000	15,000
Oxon Hill Recreation Club Inc	15,000	15,000
Palmer Park Boys & Girls Club	20,000	20,000
Palmer Park Smash	10,000	10,000
Pi Upsilon Lambda Alpha Pi Alpha Charitable Foundation	3,750	3,750
PGCC - Outreach, Facilities, etc.	300,000	300,000
PGCC Team Builders Program	100,000	100,000
Prince George's African American Museum and Cultural Center	25,000	25,000
Prince George's Arts and Humanities Council	120,000	120,000
Prince George's Philharmonic	100,000	100,000
Prince George's Pride Lacrosse Club	25,000	25,000
Prince George's Tennis Assoc.	30,000	30,000
Pyramid Atlantic Art Center	30,000	30,000
Seat Pleasant Leadership Development Program	85,000	85,000
Student Athletes for Educational Opportunities	20,000	20,000
Theresa Banks Swim Club	20,000	20,000
Town of Forest Heights (Youth and Community Programming)	100,000	100,000
West Laurel Swim Club, Incorporated	50,000	50,000
White Rose Foundation	10,000	10,000
World-Wide Community	25,000	25,000
Youth Development Program (In Reach, Inc.)	50,000	50,000
Youth Services Program	30,000	30,000
End Time Harvest Ministries Inc.	100,000	100,000
Total Recreation Fund	\$ 3,246,350	3,246,350
Total Park & Recreation Funds	\$ 3,923,150	\$ 3,923,150

FY 2024 Proposed Budget – Department of Parks and Recreation

Source	Adopted FY 2023	Proposed FY 2024	Dollar Change	% Change
Advance Land Acquisition Fund:				
Tax Collection Fee	\$ -	\$ -	\$ -	N/A
Total Advance Land Acquisition Fund	\$ -	\$ -	\$ -	N/A
Total - All Tax Supported Funds	\$ 8,968,949	\$ 8,968,949	\$ -	0.0%

MARYLAND-NATIONAL CAPITAL PARK & PLANNING COMMISSION
PRINCE GEORGE'S COUNTY
CAPITAL PROJECTS FUND SUMMARY

Source	Actual FY 2022	Adopted FY 2023	Proposed FY 2024	Dollar Change	% Change
Revenues:					
Transfer from Park Fund (PAYGO)	\$ 29,923,021	\$ 31,350,000	\$ 15,750,000	\$ (15,600,000)	-49.8%
Transfer from Recreation Fund (PAYGO)	10,000,000	10,000,000	10,000,000	-	0.0%
Transfer from Administration Fund	30,000	30,000	30,000	-	0.0%
Bond Proceeds	25,100,000	93,500,000	79,836,000	(13,664,000)	-14.6%
Premiums on Bonds Issued	3,680,974	-	-	-	N/A
Federal	37,500	-	-	-	N/A
State (POS)	74,848	10,480,000	6,000,000	(4,480,000)	-42.7%
State (Other)	-	8,150,000	2,000,000	(6,150,000)	-75.5%
Interest	(1,373,021)	100,000	100,000	-	0.0%
Contributions	-	-	-	-	N/A
Miscellaneous	2,760,827	-	-	-	N/A
Total Revenues	\$ 70,234,149	\$ 153,610,000	\$ 113,716,000	\$ (39,894,000)	-26.0%
Expenditures:					
Supplies and Materials	\$ -	\$ -	\$ -	-	N/A
Other Services & Charges	-	30,000	30,000	-	0.0%
Capital Outlay					
Park Acquisition	1,449,027	6,240,000	3,000,000	(3,240,000)	-51.9%
Park Development	19,148,860	88,300,000	70,000,000	(18,300,000)	-20.7%
Infrastructure Maintenance	-	58,940,000	40,586,000	(18,354,000)	-31.1%
Transfer to Park Fund (Interest)	-	100,000	100,000	\$ -	0.0%
Total Expenditures	\$ 20,597,887	\$ 153,610,000	\$ 113,716,000	\$ (39,894,000)	-26.0%
Revenue Over/(Under) Expenditures	\$ 49,636,262	\$ -	\$ -	-	N/A
Beginning Fund Balance	\$ 130,604,261	\$ 130,604,261	\$ 180,240,523	\$ 49,636,262	38.0%
Ending Fund Balance	\$ 180,240,523	\$ 130,604,261	\$ 180,240,523	\$ 49,636,262	38.0%

Fund Paving	Name of Project Charge	Department	FY08 Funding	FY08 Paid	FY09 Funding	FY09 Paid	FY10 Funding	FY10 Paid	FY11 Funding	FY11 Paid	FY12 Funding	FY12 Paid	FY13 Funding	FY13 Paid	FY14 Funding	FY14 Paid
Rec	City of Laurel Senior Services	Parks and Rec	21,967	21,967	21,967	21,967	21,967	21,967	21,967	21,967	21,967	21,967	54,400	54,400	54,400	54,400
Rec	City of Laurel, Anderson & Murphy CC	Parks and Rec														
Rec	Clinton Boys and Girls Club	Parks and Rec														22,000
Rec	Coalition for African Americans in the Performing Arts	Parks and Rec														
Rec	College Park Arts Exchange	Parks and Rec														
Rec	College Park Boys and Girls Club	Parks and Rec														
Rec	The Conservancy of Broad Creek, Inc.	Parks and Rec														
Rec	The Denney House, Inc.	Parks and Rec														
Rec	District Heights Boys & Girls Club, Inc.	Parks and Rec														
Rec	Cooperative Extension Service (4H)	Parks and Rec	208,535	208,535	208,535	208,535	208,535	208,535	208,535	208,535	208,535	208,535	208,535	208,535	208,600	208,536
Rec	District 7 - Daughter for the Day Program	Parks and Rec													7,500	7,490
Rec	District 8 - Daughter for the Day Program	Parks and Rec													5,000	5,000
Rec	District VII Partnership Initiative	Parks and Rec	300,000										20,000	18,677	5,000	
Rec	Dream Makers Basketball Academy	Parks and Rec														
Rec	Family Crisis Center	Parks and Rec		20,000												
Rec	Forestville Boys and Girls Club	Parks and Rec													25,000	15,298
Rec	Ft. Washington Area Recreation Council, Inc.	Parks and Rec													20,000	20,000
Rec	Ft. Washington Pool Association	Parks and Rec												5,000	5,000	5,000
Rec	Gateway Arts Program	Parks and Rec	75,000	58,892	75,000	75,000	125,000	98,952	125,000	95,908	125,000	98,375	125,000	125,000	105,000	105,000
Rec	G-H-R-L-S-Inc.	Parks and Rec														
Rec	Girl Scouts Capital Area	Parks and Rec														
Rec	Glenarden Boys and Girls Club	Parks and Rec														
Rec	Glenarden Track Club	Parks and Rec														
Rec	Global Air Drone Academy	Parks and Rec														
Rec	Global Develop. Services for Youth, Inc.	Parks and Rec	20,000	16,588	20,000	12,084	20,000	5,310	20,000	2,188	20,000	1,815	2,500		2,500	
Rec	Greater Laurel United Soccer Club	Parks and Rec														
Rec	Greenbelt Aquatics & Fitness Center	Parks and Rec	35,000	35,000	40,000	40,000	40,000	40,000	40,000	40,000	40,000	40,000	100,000	100,000	100,000	100,000
Rec	Greenbelt Community Center	Parks and Rec	70,000	70,000	70,000	70,000	70,000	70,000	70,000	70,000	70,000	70,000	70,000	70,000	70,000	70,000
Rec	Harlem Renaissance	Parks and Rec														
Rec	Huntington City Community Development Corp	Parks and Rec														
Rec	Ivy Community Charities	Parks and Rec	15,000													
Rec	John 14:2, Inc. and Women Veterans Initiative	Parks and Rec														
Rec	Juneteenth Program	Parks and Rec			70,000											7,500
Rec	Junior Achievement	Parks and Rec														
Rec	Kentlands Boxing Club	Parks and Rec														
Rec	Kettering-Largo-Mitchellville Boys & Girls Club	Parks and Rec														
Rec	Lake Arbor Foundation	Parks and Rec	200,000	140,790	200,000	173,650	200,000	169,651	200,000	157,592	175,000	122,867	175,000	174,997	175,000	175,000
Rec	Lanham Boys & Girls Club	Parks and Rec			20,000	16,826	20,000	19,182	20,000	19,878	20,000	20,000	30,000	22,445	30,000	30,000
Rec	Latin America Youth Center	Parks and Rec			40,000	31,347	40,000	39,969	40,000	39,648	40,000	35,428	40,000	31,102	40,000	40,000
Rec	Laurel Art Guild	Parks and Rec														
Rec	Laurel Boys & Girls Club	Parks and Rec			20,000	20,000	30,000	30,000	75,000	75,000	75,000	75,000	75,000	75,000	75,000	75,000
Rec	Laurel Historical Society	Parks and Rec	12,500	12,500	12,500	12,500	12,500	12,367	12,500	12,500	12,500	12,500	12,500	12,241	12,500	12,500
Rec	Laurel Little League	Parks and Rec														
Rec	Laurel Stallions	Parks and Rec														
Rec	Make Smart Cool	Parks and Rec														
Rec	Making a New United People (M.A.N.U.P.)	Parks and Rec														
Rec	Business not in good standing	Parks and Rec														
Rec	Marlton Seim & Recreation Club	Parks and Rec														
Rec	Maryland Cheer Chargers	Parks and Rec														
Rec	Maryland Buccaneers Youth Club	Parks and Rec														
Rec	Marlboro Boys & Girls Club	Parks and Rec														
Rec	Mentoring Through Athletics	Parks and Rec														
Rec	Millwood/Waterford Programming	Parks and Rec	10,000	9,844	10,000	10,000	10,000	10,000	10,000	10,000	10,000	10,000	10,000	10,000	10,000	10,000
Rec	National Children's Museum	Parks and Rec			500,000	500,000	750,000	679,170								
Rec	New Carrollton Boys & Girls Club	Parks and Rec														
Rec	One Love Life Center, Inc.	Parks and Rec														
Rec	Oxon Hills Boys & Girls Club	Parks and Rec														
Rec	Oxon Hill High School Instrumental Music Dept	Parks and Rec														
Rec	Will not use funding	Parks and Rec														
Rec	Oxon Hill Recreation Club	Parks and Rec														
Rec	Oxon Hill Recreation Club	Parks and Rec														
Rec	Palmer Park Boys & Girls Club	Parks and Rec														
Rec	Palmer Park Smash	Parks and Rec														
Rec	PI Upsilon Lambda Alpha Pi Alpha Charitable Foundation	Parks and Rec														
Rec	PGCC - Combined Grant	Parks and Rec			1,600,000	1,600,000	1,360,000	1,360,000	1,700,000	1,700,000	1,700,000	1,700,000				
Rec	PGCC - Outreach Facilities, etc	Parks and Rec														
Rec	PGCC Team Builders Program	Parks and Rec							100,000	100,000	100,000	100,000	100,000	100,000	100,000	100,000
Rec	Phelps' Senior Center (old Laurel HS)	Parks and Rec	108,677	108,677	108,677	108,677	108,677	105,646	108,677	85,466	108,670	108,670				

Name of Project Charge	Fund Paying	Department	FY08 Funding	FY08 Paid	FY09 Funding	FY09 Paid	FY10 Funding	FY10 Paid	FY11 Funding	FY11 Paid	FY12 Funding	FY12 Paid	FY13 Funding	FY13 Paid	FY14 Funding	FY14 Paid
Prince George's African American Museum and Cultural Center	Rec	Parks and Rec	120,000	120,000	120,000	120,000	140,000	140,000	120,000	119,496	130,000	130,000	120,000	120,000	120,000	117,219
Prince George's Arts and Humanities Council	Rec	Parks and Rec														
Prince George's County Memorial Library System - Rec. Prog.	Rec	Parks and Rec														
Prince George's Philharmonic	Rec	Parks and Rec														
Prince George's Pride Lacrosse Club	Rec	Parks and Rec	90,000	90,000	90,000	90,000	90,000	90,000	90,000	4,026,723	4,809,400	3,989,052	2,712,770	2,712,770	2,712,770	2,712,770
Prince George's Tennis Assoc.	Rec	Parks and Rec														
Prince George's Youth Lacrosse	Rec	Parks and Rec	20,000	20,000	20,000	20,000	20,000	20,000	20,000	20,000	20,000	20,000	20,000	20,000	20,000	20,000
Pyramid Atlantic Art Center	Rec	Parks and Rec														
Seat Pleasant Leadership Development Program (The Training Source, Inc.)	Rec	Parks and Rec														
South Bowie Boys & Girls Club	Rec	Parks and Rec														
South County Institute for Economic Development	Rec	Parks and Rec														
Student Athletes for Educational Opportunities	Rec	Parks and Rec														
Suitland Boys & Girls Club	Rec	Parks and Rec														
Tantallon Community Players	Rec	Parks and Rec														
Tax Collection Fee	Rec	Parks and Rec														
Theresa Banks Swim Club	Rec	Parks and Rec	20,032	20,032	20,032	20,032	20,032	20,032	20,032	20,032	20,032	20,032	20,032	20,032	20,032	20,032
Tiger Shark Swim Team	Rec	Parks and Rec	5,000	5,000	5,000	5,000	5,000	5,000	5,000	5,000	5,000	5,000	5,000	5,000	5,000	5,000
Town of Forest Heights	Rec	Parks and Rec	10,000	-	10,000	-	10,000	9,984	10,000	8,921	10,000	9,469	10,000	10,000	10,000	9,890
Town of Forest Heights Community Development Corp	Rec	Parks and Rec														
Town of Forest Heights/Oxon Hill Community Development Corp	Rec	Parks and Rec														
Town of Forest Heights (Youth & Community Programming)	Rec	Parks and Rec														
West Laurel Swim Club, Inc.	Rec	Parks and Rec														
White Rose Foundation	Rec	Parks and Rec														
World-Wide Community NO LONGER IN BUSINESS	Rec	Parks and Rec														
Youth Development Program (In Reach, Inc.)	Rec	Parks and Rec														
Youth Services Program (City of Laurel)	Rec	Parks and Rec	50,000	50,000	50,000	50,000	50,000	49,610	50,000	49,896	50,000	50,000	50,000	50,000	50,000	50,000
Youth Wellness Leadership Institute	Rec	Parks and Rec														
End Time Harvest Ministries, Inc	Rec	Parks and Rec														
TOTAL RECREATION FUND			1,695,211	1,291,324	4,507,611	4,441,518	4,035,611	3,863,858	8,590,011	7,620,486	8,592,000	7,583,516	5,891,100	5,813,559	5,891,170	5,839,306
Tax Collection Fee	ALA	Finance	4,500	4,500	4,500	4,500	-	-	-	-	-	-	-	-	-	-
Net Change to Project Charges			4,174,511	3,735,224	14,655,011	13,754,268	14,911,511	14,022,011	20,783,211	17,643,530	21,277,500	17,425,499	16,389,700	15,368,021	14,939,770	13,162,104
CAB Office Space Rent	Admin	Commissioners	115,165	115,165	115,165	115,165	121,163	121,163	125,000	125,000	128,500	128,500	132,355	132,351	136,321	136,321
CAB Office Space Rent	Admin	Planning	505,000	490,133	588,000	588,624	603,000	602,854	620,700	620,941	639,600	639,568	658,800	658,746	678,508	678,508

FY15 Funding	FY15 Paid	FY16 Funding	FY16 Paid	FY17 Funding	FY17 Paid	FY18 Funding	FY18 Paid	FY19 Funding	FY19 Paid	FY20 Funding	FY20 Paid	FY21 Funding	FY21 Paid	FY22 Funding	FY22 Paid	FY23 Funding	FY23 Paid as of March 3, 2023
120,000	106,957	120,000	112,463	120,000	119,997	120,000	119,954	120,000	120,000	120,000	120,000	120,000	120,000	120,000	120,000	120,000	120,000
2,712,770	2,712,770	2,712,770	2,712,770	2,712,770	2,212,770	1,512,800	1,512,800	100,000	100,000	100,000	95,894	100,000	79,862	100,000	100,000	100,000	100,000
90,000	90,000	90,000	90,000	90,000	90,000	100,000	100,000	20,000	20,000	20,000	21,733	25,000	18,463	25,000	3,050	25,000	25,000
20,000	20,000	20,000	20,000	20,000	20,000	20,000	20,000	20,000	20,000	20,000	20,000	30,000	30,000	30,000	30,000	30,000	30,000
								25,000	25,000	30,000	30,000	30,000	30,000	30,000	30,000	30,000	30,000
85,000	85,000	85,000	85,000	85,000	85,000	85,000	85,000	85,000	85,000	85,000	85,000	85,000	85,000	85,000	85,000	85,000	85,000
104,900	82,118	104,900	-	104,900	88,091	45,984	45,984	20,000	20,000	20,000	20,000	20,000	20,000	20,000	20,000	20,000	20,000
20,000	20,000	5,000	-	15,000	15,000	20,000	20,000	20,000	20,000	20,000	20,000	20,000	20,000	20,000	20,000	20,000	20,000
5,000	5,000	-	-	-	-	-	-	-	-	-	-	-	-	-	-	-	-
10,000	17,500	17,500	16,258	17,500	14,900	10,000	10,000	10,000	10,000	10,000	10,000	10,000	10,000	10,000	10,000	10,000	10,000
						7,500	7,500	7,500	7,500	7,500	7,500	7,500	7,500	7,500	7,500	7,500	7,500
7,500	7,500	-	-	-	-	-	-	-	-	-	-	-	-	-	-	-	-
10,000	9,678	15,000	4,081	15,000	10,000	15,000	-	10,000	10,000	10,000	9,639	10,000	10,000	10,000	10,000	10,000	10,000
20,000	20,000	20,000	20,000	20,000	20,000	25,000	25,000	25,000	25,000	25,000	25,000	25,000	25,000	25,000	25,000	25,000	25,000
100,000	100,000	50,000	50,000	50,000	50,000	50,000	50,000	50,000	48,926	50,000	11,543	50,000	31,770	50,000	48,675	50,000	50,000
50,000	50,000	50,000	50,000	25,000	25,000	25,000	25,000	25,000	25,000	30,000	12,014	30,000	28,091	30,000	30,000	30,000	30,000
50,000	50,000	50,000	50,000	50,000	50,000	50,000	50,000	50,000	50,000	50,000	50,000	50,000	50,000	50,000	50,000	50,000	50,000
<u>5,096,170</u>	<u>4,831,661</u>	<u>5,031,170</u>	<u>4,731,381</u>	<u>4,556,170</u>	<u>4,445,680</u>	<u>3,821,034</u>	<u>3,666,706</u>	<u>2,391,000</u>	<u>2,312,323</u>	<u>2,485,350</u>	<u>2,076,660</u>	<u>2,601,350</u>	<u>1,903,511</u>	<u>2,728,850</u>	<u>2,314,033</u>	<u>3,246,350</u>	<u>94,085</u>
13,744,770	12,297,106	13,679,770	12,162,512	13,204,770	12,368,874	12,090,750	11,269,135	9,560,378	9,031,285	8,874,395	8,207,907	8,111,449	6,985,210	8,351,449	7,824,132	8,968,949	667,854

140,411	140,374	144,624	144,624	148,963	148,963	153,432	153,432	158,035	158,035	162,776	-	167,660	167,660	172,690	172,690	177,871	177,871
698,863	698,900	719,800	719,828	741,500	741,423	763,800	763,665	786,700	786,700	810,300	-	834,600	834,477	859,661	859,511	885,450	885,450