

**Us Helping Us, People Into Living, Inc.:
HIV & STIs in Prince George's County, MD**

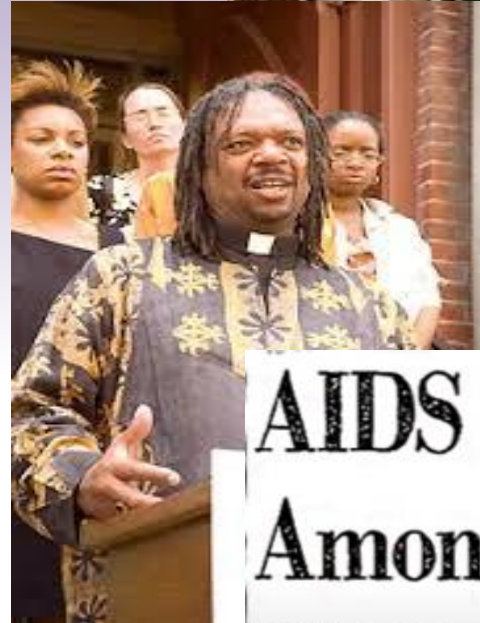
**The State of the County: A Community
Perspective**

June 17, 2025

**DeMarc A. Hickson, PhD
Executive Director**

Us Helping Us: The Beginning

- Founded in 1985, and later incorporated on October 5, 1988.
- Self-help support group; followed principles of mind, body and spirit.
- Today, the oldest and one of the largest Black gay-founded, Black serving, HIV services organizations in the nation.
- **Mission:** To improve the health and well-being of Black gay men* & to reduce the impact of HIV/AIDS in the entire Black community.



**AIDS Spreading Faster
Among D.C. Blacks**
Officials Fear Education Efforts Failing

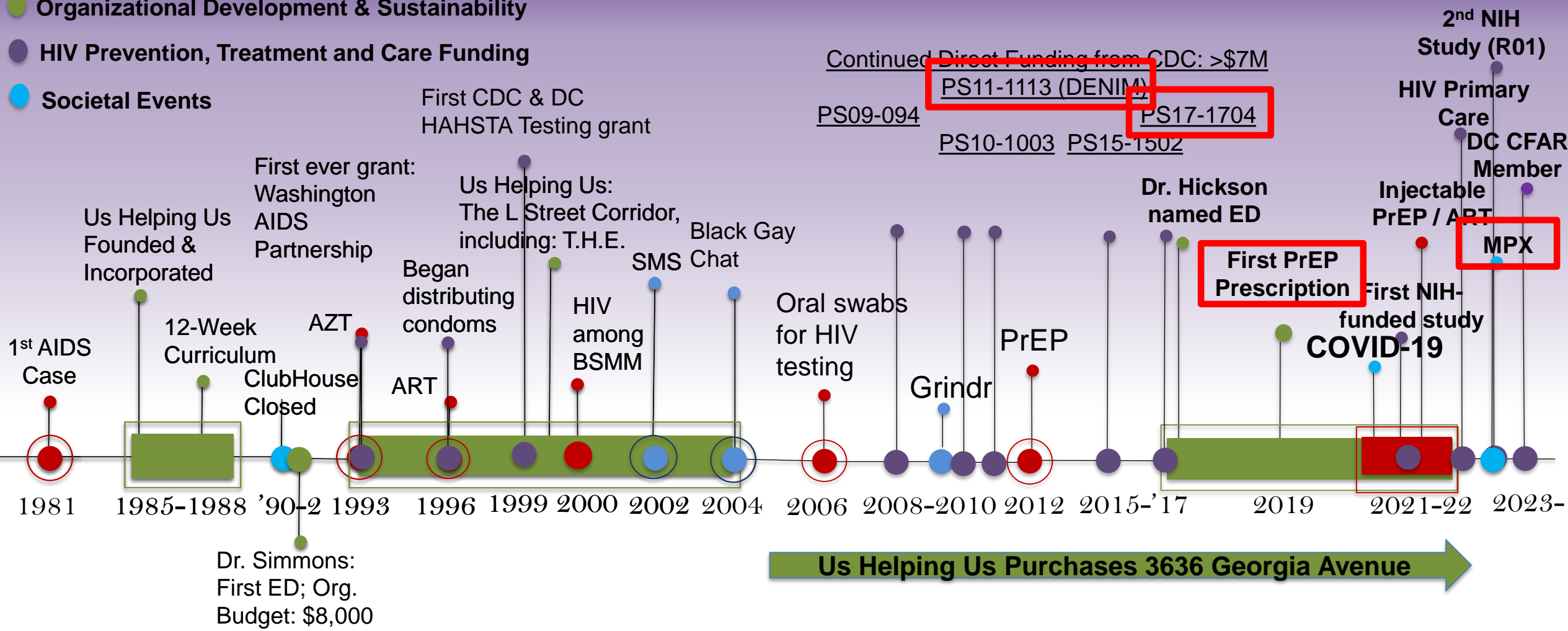
A Historical Perspective: The Coming of a Community-Based Leader in Sexual Health

● HIV progress/ Ending the HIV Epidemic

● Organizational Development & Sustainability

● HIV Prevention, Treatment and Care Funding

● Societal Events



Us Helping Us Purchases 3636 Georgia Avenue

- Maryland has the 2nd highest lifetime risk for HIV in the nation.

Lifetime Risk of HIV	Rate
Washington, DC	1 in 13
Maryland	1 in 49
Virginia	1 in 121

- Majority of cases (~80%): Baltimore City; Prince George's County; Montgomery County

- Maryland has the 2nd highest lifetime risk for HIV in the nation.

Lifetime Risk of HIV	Rate
Washington, DC	1 in 13
Maryland	1 in 49
Virginia	1 in 121
Georgia	1 in 51

- Majority of cases (~80%): Baltimore City; Prince George's County; Montgomery County

- Pregnancy: Planned/Unplanned (teen)
- Sexually Transmitted Infections: HIV, Gonorrhea, Chlamydia, Herpes, HPV
- Physical Health
 - Improved Heart Health
 - Stress Reduction
 - Improved Sleep
 - Stronger Immune System
 - Prostate Cancer Risk Reduction

Why Don't We Talk About Sex?

- Black residents: 64.4%
 - More conservative about sexual issues / sexuality than whites and Latinos.
- Churches (Congregations): 876*
 - Adherents of Black churches more likely to disagree with same-sex marriages/homosexuality
 - Sexual Stigma (e.g., “jezebel”)

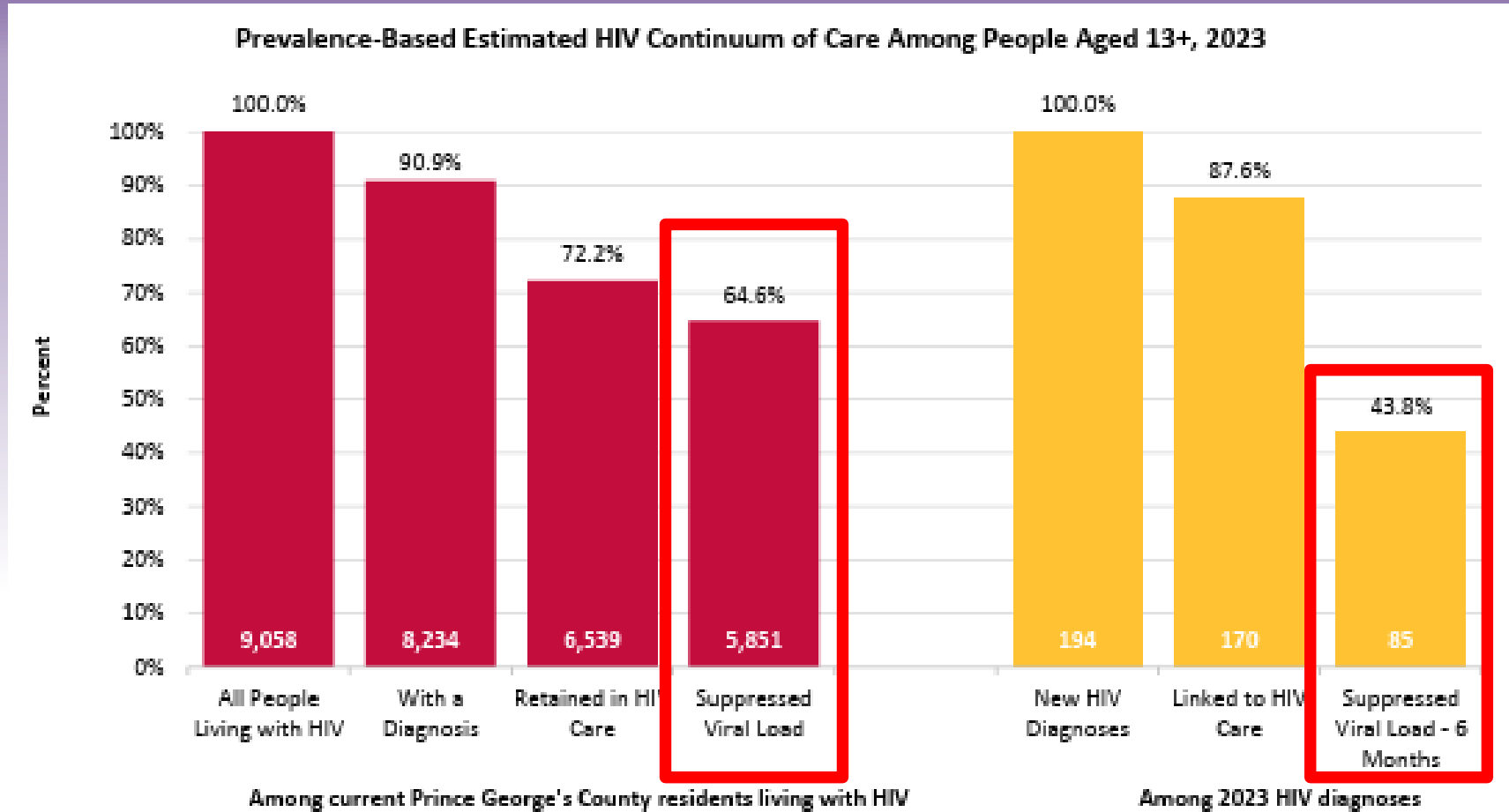
What Do The Data Say?

- Majority of individuals newly diagnosed with HIV (77.8%) and living with HIV (82.1%) were Black
- Over half (57.2%) of newly diagnosed individuals were 34 years or younger.
- SMM make up 52% of all new HIV diagnoses and 75% of all new HIV diagnoses among men.



What are our Goal Posts?

- Number of people **diagnosed with HIV** (as of 12/23): 8,234
- Number of people **living with undiagnosed HIV**: 824 (9.1%)
- Number of people **living with HIV**, but are **currently out of care**: 2,518 (27.8%)
- Number of people **diagnosed with HIV** (2023): 194



UNDETECTABLE = UNTRANSMITTABLE



U=U

Undetectable = Untransmittable
(Can't Find It) (Can't Share It)

What About Other STIs? Chlamydia.

Jurisdiction of Residence at Diagnosis	Chlamydia		
	No.	% of Total	Rate per 100,000 Population
Allegany	217	0.6%	322.6
Anne Arundel	2,235	6.2%	375.9
Baltimore City	8,437	23.5%	1,492.6
Baltimore	5,223	14.6%	618.3
Calvert	197	0.5%	208.0
Caroline	121	0.3%	360.2
Carroll	256	0.7%	144.9
Cecil	302	0.8%	285.8
Charles	1,067	3.0%	620.4
Dorchester	312	0.9%	948.9
Frederick	867	2.4%	295.5
Garrett	30	0.1%	105.5
Harford	876	2.4%	331.0
Howard	1,107	3.1%	329.5
Kent	70	0.2%	362.6
Montgomery	4,462	12.5%	421.8
Prince George's	7,632	21.3%	805.5
Queen Anne's	94	0.3%	179.0
Saint Mary's	329	0.9%	285.4
Somerset	144	0.4%	578.1
Talbot	117	0.3%	309.3
Washington	677	1.9%	434.5
Wicomico	855	2.4%	815.8
Worcester	190	0.5%	350.7
Unknown	19	0.1%	--
Total	35,836	100.0%	579.8

Ahmadi et al. *BMC Pregnancy and Childbirth* (2018) 18:240
https://doi.org/10.1186/s12884-018-1868-0

BMC Pregnancy and Childbirth

RESEARCH ARTICLE

Open Access



Association of *Chlamydia trachomatis* infections with preterm delivery; a systematic review and meta-analysis

Amjad Ahmadi^{1,2*}, Rashid Ramazanzadeh^{1,2*}, Koroush Sayehmiri³, Fatemeh Sayehmiri⁴ and Nour Amirmozafari⁵



Best Practice & Research Clinical Obstetrics & Gynaecology

Volume 16, Issue 6, December 2002, Pages 847-864

Prevalence of *Chlamydia trachomatis* Infection in Pregnant Patients

DAVID H. MUCH, PhD
SZE-YA YEH, MD

Dr. Much is Associate Professor of Microbiology and Immunology, Department of Biology, Muhlenberg College, Allentown, PA. Dr. Yeh is Chairman, Department of Obstetrics and Gynecology, Albert Einstein Medical Center, Philadelphia, PA. Tearsheet requests to Dr. Much, Muhlenberg College, 2400 Chew Street, Allentown, PA 18104.

Regular Article

Influence of infection with *Chlamydia trachomatis* on pregnancy outcome, infant health and life-long sequelae in infected offspring

Per-Anders Mårdh MD, PhD (Professor)

What About Other STIs? Gonorrhea.

Jurisdiction of Residence at Diagnosis	Chlamydia			Gonorrhea		
	No.	% of Total	Rate per 100,000 Population	No.	% of Total	Rate per 100,000 Population
Allegany	217	0.6%	322.6	40	0.3%	59.5
Anne Arundel	2,235	6.2%	375.9	625	4.9%	105.1
Baltimore City	8,437	23.5%	1,492.6	4,112	32.1%	727.5
Baltimore	5,223	14.6%	618.3	1,716	13.4%	203.1
Calvert	197	0.5%	208.0	55	0.4%	58.1
Caroline	121	0.3%	360.2	27	0.2%	80.4
Carroll	256	0.7%	144.9	44	0.3%	24.9
Cecil	302	0.8%	285.8	89	0.7%	84.2
Charles	1,067	3.0%	620.4	344	2.7%	200.0
Dorchester	312	0.9%	948.9	112	0.9%	340.6
Frederick	867	2.4%	295.5	149	1.2%	50.8
Garrett	30	0.1%	105.5	7	0.1%	24.6
Harford	876	2.4%	331.0	243	1.9%	91.8
Howard	1,107	3.1%	329.5	313	2.4%	93.2
Kent	70	0.2%	362.6	12	0.1%	62.2
Montgomery	1,182	3.3%	421.8	1,231	9.6%	116.3
Prince George's	7,632	21.3%	805.5	2,830	22.1%	298.7
Queen Anne's	34	0.1%	175.0	15	0.1%	28.6
Saint Mary's	329	0.9%	285.4	102	0.8%	88.5
Somerset	144	0.4%	578.1	58	0.5%	232.8
Talbot	117	0.3%	309.3	24	0.2%	63.5
Washington	677	1.9%	434.5	235	1.8%	150.8
Wicomico	855	2.4%	815.8	344	2.7%	328.2
Worcester	190	0.5%	350.7	66	0.5%	121.8
Unknown	19	0.1%	--	9	0.1%	--
Total	35,836	100.0%	579.8	12,802	100.0%	207.1

Untreatable Super Gonorrhea on the Rise



Experts claim that over the years, the bacteria strains have evolved, "outsmarting" the current medicine available.

What About Other STIs? Syphilis.

Jurisdiction of Residence at Diagnosis	Chlamydia			Gonorrhea			Syphilis					
							Primary and Secondary			Congenital		
	No.	% of Total	Rate per 100,000 Population	No.	% of Total	Rate per 100,000 Population	No.	% of Total	Rate per 100,000 Population	No.	% of Total	Rate per 100,000 Live Births*
Allegany	217	0.6%	322.6	40	0.3%	59.5	2	0.2%	3.0	0	0.0%	0.0
Anne Arundel	2,235	6.2%	375.9	625	4.9%	105.1	65	7.4%	10.9	3	4.3%	43.4
Baltimore City	8,437	23.5%	1,492.6	4,112	32.1%	727.5	283	32.2%	50.1	27	38.6%	372.9
Baltimore	5,223	14.6%	618.3	1,716	13.4%	203.1	164	18.7%	19.4	8	11.4%	86.0
Calvert	197	0.5%	208.0	55	0.4%	58.1	3	0.3%	3.2	0	0.0%	0.0
Caroline	121	0.3%	360.2	27	0.2%	80.4	2	0.2%	6.0	0	0.0%	0.0
Carroll	256	0.7%	144.9	44	0.3%	24.9	7	0.8%	4.0	2	2.9%	111.5
Cecil	302	0.8%	285.8	89	0.7%	84.2	5	0.6%	4.7	1	1.4%	88.4
Charles	1,067	3.0%	620.4	344	2.7%	200.0	19	2.2%	11.0	1	1.4%	54.3
Dorchester	312	0.9%	948.9	112	0.9%	340.6	1	0.1%	3.0	0	0.0%	0.0
Frederick	867	2.4%	295.5	149	1.2%	50.8	8	0.9%	2.7	1	1.4%	32.2
Garrett	30	0.1%	105.5	7	0.1%	24.6	0	0.0%	0.0	0	0.0%	0.0
Harford	876	2.4%	331.0	243	1.9%	91.8	24	2.7%	9.1	3	4.3%	113.3
Howard	1,107	3.1%	329.5	313	2.4%	93.2	24	2.7%	7.1	4	5.7%	125.8
Kent	70	0.2%	362.6	12	0.1%	62.2	0	0.0%	0.0	0	0.0%	0.0
Montgomery	4,702	12.9%	422.8	1,231	9.6%	116.3	83	7.4%	8.1	3	7.1%	42.8
Prince George's	7,632	21.3%	805.5	2,830	22.1%	298.7	147	16.7%	15.5	11	15.7%	99.9
Queen Anne's	94	0.3%	179.0	15	0.1%	28.6	4	0.5%	7.6	0	0.0%	0.0
Saint Mary's	329	0.9%	285.4	102	0.8%	88.5	1	0.1%	0.9	0	0.0%	0.0
Somerset	144	0.4%	578.1	58	0.5%	232.8	3	0.3%	12.0	0	0.0%	0.0
Talbot	117	0.3%	309.3	24	0.2%	63.5	0	0.0%	0.0	0	0.0%	0.0
Washington	677	1.9%	434.5	235	1.8%	150.8	26	3.0%	16.7	1	2.9%	61.6
Wicomico	855	2.4%	815.8	344	2.7%	328.2	17	1.9%	16.2	2	2.9%	142.1
Worcester	190	0.5%	350.7	66	0.5%	121.8	6	0.7%	11.1	0	0.0%	0.0
Unknown	19	0.1%	--	9	0.1%	--	2	0.2%	--	0	0.0%	--
Total	35,836	100.0%	579.8	12,802	100.0%	207.1	878	100.0%	14.2	69	100.0%	105.2



- Combined HIV/STI Testing Funding: \$225k
- Supplemental Funding: \$1.2M+

AIDS PATIENT CARE and STDs
Volume 24, Number 7, 2010
© Mary Ann Liebert, Inc.
DOI: 10.1089/apc.2009.0348

Cost of Rapid HIV Testing at 45 U.S. Hospitals

Steven D. Pinkerton, Ph.D.,¹ Laura M. Bogart, Ph.D.,^{2,3} Devery Howerton, Ph.D.,⁴
Susan Snyder, Ph.D.,⁵ Kirsten Becker, M.P.H.,² and Steven M. Asch, M.D., M.P.H.^{2,5,6}

- Personnel costs
- Rapid-test kit
- Miscellaneous disposable items:
 - Latex gloves, sterile wipes and gauze pads, adhesive bandages, phlebotomy equipment (needles, holders, blood tubes), absorbent workspace covers, biohazard waste-disposal bags, and laboratory supplies (2006: \$1.50).

- **2006: \$48.07:**
- **Worth \$76.54 today**
- **Estimated costs: \$125-\$145**
 - **HIV/STI Test Kits: \$76.50**

Us Helping Us: The DENIM Collection

- DENIM Closet
- DENIM Cupboard
- The House of DENIM
- DENIM Tech (workforce development)
- DENIM Drive**
- DENIM Health
 - Integrated HIV/STD Testing
 - HIV Specialty / PrEP Care
 - Case Management
 - Behavioral Health




Us Helping Us: Here for the County

New HIV Diagnoses, 2024		Current PrEP Clients*	
20721	1	20743	5
20745	2	20745	4
20747	1	20747	4
20748	1	20782	6
20782	1	20785	5
20785	1	Other Zip Codes	25
Total	8 / 18	Total	49 / 196

***As of June 14, 2025**

- Increased funding for Integrated HIV/STI Testing
 - Normalize testing. Standard of care.
 - Community-led solutions. Urgent Care. Local funding (1% tax).
- Protect the Future of the HIV Workforce
 - PGCC (CHW); Bowie State (Nursing); University of MD (Public Health)
- Protection of Medicaid & 340B Program
- Community Development: Building Safe Environments



View our History Video: www.youtube.com/watch?v=N5PG384vEOE