

Revenue Authority

AGENCY OVERVIEW

THE CAPITAL BUDGET OF THE REVENUE AUTHORITY IS SEPARATE AND DISTINCT FROM THE COUNTY'S CAPITAL IMPROVEMENT PROGRAM. IT IS BEING SHOWN HERE FOR INFORMATIONAL PURPOSES ONLY.

Agency Description

The Revenue Authority provides community outreach, real estate development, public-private infrastructure partnerships, collection and enforcement services to Prince George's County residents in order to protect the safety and promote economic vitality of the County.

FY 2021 Funding Sources

- Revenue Bonds – 82.5%
- Other – 17.5%

New Projects

None

Deleted Projects

CIP ID# / PROJECT NAME / REASON

4.91.0002 / New Carrollton Public Parking Garage / Emergency renovations completed

Revised Projects

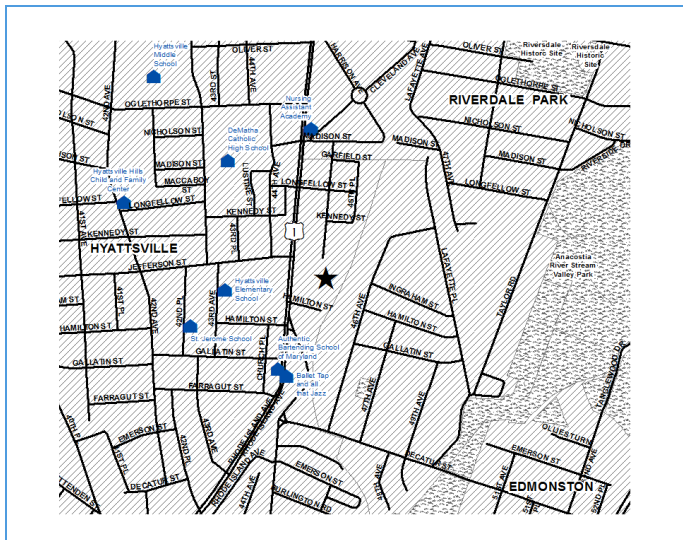
Project Name	Alternate Funding Source Required	Revisions			
		Total Project Cost Increase	Total Project Cost Decrease	Project Schedule Delayed	Project Schedule Accelerated
Suitland Project		X		X	
Hamilton Street Garage				X	
Hyattsville Justice Center Garage				X	
UM Capital Regional Medical Center Garage		X		X	

Program Summary

Category/ Description	Total Project Cost	Life to Date Actual	FY 2020 Estimate	Total 6 Years	Budget Year FY 2021	FY 2022	FY 2023	FY 2024	FY 2025	FY 2026	Beyond 6 Years
EXPENDITURE											
PLANS	\$214	\$—	\$—	\$214	\$214	\$—	\$—	\$—	\$—	\$—	\$—
LAND	28,000	24,645	580	2,775	2,775	—	—	—	—	—	—
CONSTR	144,436	644	642	143,150	40,350	52,800	30,000	20,000	—	—	—
EQUIP	1,400	—	—	1,400	1,400	—	—	—	—	—	—
OTHER	10,750	7,780	801	2,169	2,169	—	—	—	—	—	—
TOTAL	\$184,800	\$33,069	\$2,023	\$149,708	\$46,908	\$52,800	\$30,000	\$20,000	\$—	\$—	\$—
FUNDING											
REVENUE	\$68,000	\$25,289	\$1,222	\$41,489	\$38,689	\$2,800	\$—	\$—	\$—	\$—	\$—
OTHER	116,800	7,780	801	108,219	8,219	50,000	30,000	20,000	—	—	—
TOTAL	\$184,800	\$33,069	\$2,023	\$149,708	\$46,908	\$52,800	\$30,000	\$20,000	\$—	\$—	\$—
OPERATING IMPACT											
PERSONNEL				\$—	\$—	\$—	\$—	\$—	\$—	\$—	
OPERATING				—	—	—	—	—	—	—	
DEBT				—	—	—	—	—	—	—	
OTHER				—	—	—	—	—	—	—	
TOTAL				\$—	\$—	\$—	\$—	\$—	\$—	\$—	

Project Listing

CIP ID#	Project Name	Address	Planning Area	Council District	Project Class	Total Project Cost (000)	Completion Date
4.91.0001	Hamilton Street Garage	5401 45th Avenue, Hyattsville	Hyattsville, Riverdale, Mt. Rainer - Brentwood	Two	New Construction	\$—	TBD
4.91.0004	Hyattsville Justice Center Garage	499 Rhode Island Avenue, Hyattsville	Hyattsville, Riverdale, Mt. Rainer - Brentwood	Two	Rehabilitation	6,800	TBD
4.91.0003	Suitland Project	Suitland & Silver Hill Road, Suitland	Suitland, District Heights & Vicinity	Seven	New Construction	138,000	FY 2024
4.91.0005	UM Capital Region Medical Center Garage	Lottsford Road & Medical Center Drive, Largo	Largo-Lottsford	Six	New Construction	40,000	FY 2022
Program Total						\$184,800	
NUMBER OF PROJECTS = 4							



Description: The Hamilton Street Garage will be located adjacent to the Hyattsville Arts District. The demand for parking currently exceeds the availability of parking at the shopping center. A parking study was commissioned and the findings justified the need for a structured parking. The Revenue Authority has engaged the City of Hyattsville and Cedar Realty, the owner of the Hyattsville Arts District, on developing a partnership on working to develop the parking garage.

Justification: The current demand for parking is not being met and it has resulted in lost revenue for the existing businesses in the area. Customers are opting to shop and dine at other centers where there is ample parking.

Highlights: Project postponed until further notice.

Enabling Legislation: Not Applicable

Location		Status	
Address	5401 45th Avenue, Hyattsville	Project Status	Design Not Begun
Council District	Two	Class	New Construction
Planning Area	Hyattsville, Riverdale, Mt. Rainer - Brentwood	Land Status	Publicly Owned Land

PROJECT MILESTONES

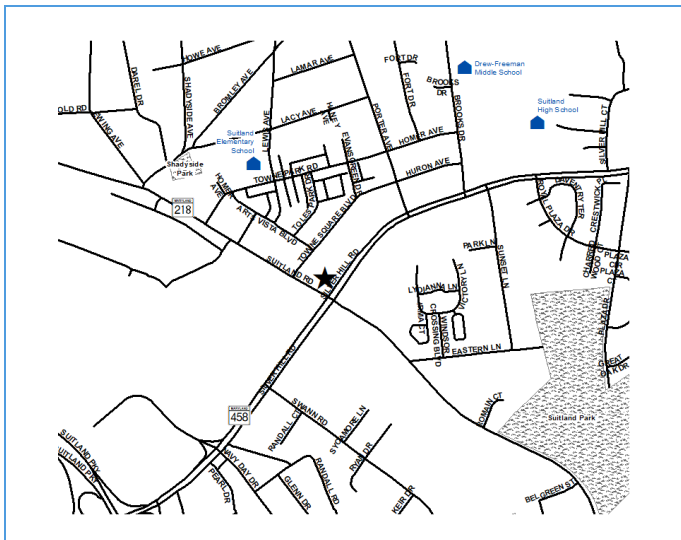
	Estimate	Actual
1 st Year in Capital Program		FY 2018
1 st Year in Capital Budget		FY 2018
Completed Design	TBD	
Began Construction	TBD	
Project Completion	TBD	

CUMULATIVE APPROPRIATION (000'S)

Life to Date	FY 2020 Estimate	FY 2021	Total
\$0	\$0	\$0	\$0

Project Summary

Category/Description	Total Project Cost	Life to Date Actual	FY 2020 Estimate	Total 6 Years	Budget Year FY 2021	FY 2022	FY 2023	FY 2024	FY 2025	FY 2026	Beyond 6 Years
EXPENDITURE											
PLANS	\$—	\$—	\$—	\$—	\$—	\$—	\$—	\$—	\$—	\$—	\$—
LAND	—	—	—	—	—	—	—	—	—	—	—
CONSTR	—	—	—	—	—	—	—	—	—	—	—
EQUIP	—	—	—	—	—	—	—	—	—	—	—
OTHER	—	—	—	—	—	—	—	—	—	—	—
TOTAL	\$—	\$—	\$—	\$—	\$—	\$—	\$—	\$—	\$—	\$—	\$—
OPERATING IMPACT											
PERSONNEL				\$—	\$—	\$—	\$—	\$—	\$—	\$—	
OPERATING				—	—	—	—	—	—	—	
DEBT				—	—	—	—	—	—	—	
OTHER				—	—	—	—	—	—	—	
TOTAL				\$—	\$—	\$—	\$—	\$—	\$—	\$—	



Description: For the purpose of acquisition, relocation, demolition and clearance of approximately 33 acres of commercial and residential properties for redevelopment. This project is a component of a broader Suitland revitalization initiative to improve the business climate and residential community in the area adjacent to the Suitland Federal Center.

Justification: Pursuant to the Revenue Authority Act, the Revenue Authority is authorized to issue bonds for purposes of financing or refinancing the "cost" of a "project" (as such terms are defined in the Revenue Authority Act), including financing the costs of acquiring land and other property, and in furtherance of such authority, the Revenue Authority expects to issue the bonds for purposes of financing certain costs of the Revenue Authority and/or the Redevelopment Authority.

Highlights: Planning for the mixed use development is scheduled to begin in FY 2021. The acquisition phase is complete. The planning phase will begin once the Redevelopment Authority has sold a majority of the new home units.

Enabling Legislation: Not Applicable

Location		Status	
Address	Suitland & Silver Hill Road, Suitland	Project Status	Under Construction
Council District	Seven	Class	New Construction
Planning Area	Suitland, District Heights & Vicinity	Land Status	Acquisition Complete

PROJECT MILESTONES

	Estimate	Actual
1 st Year in Capital Program		FY 2017
1 st Year in Capital Budget		FY 2017
Completed Design	FY 2021	
Began Construction	FY 2022	
Project Completion	FY 2024	

CUMULATIVE APPROPRIATION (000'S)

Life to Date	FY 2020 Estimate	FY 2021	Total
\$32,425	\$1,381	\$4,194	\$38,000

Project Summary

Category/Description	Total Project Cost	Life to Date Actual	FY 2020 Estimate	Total 6 Years	Budget Year FY 2021	FY 2022	FY 2023	FY 2024	FY 2025	FY 2026	Beyond 6 Years
EXPENDITURE											
PLANS	\$—	\$—	\$—	\$—	\$—	\$—	\$—	\$—	\$—	\$—	\$—
LAND	28,000	24,645	580	2,775	2,775	—	—	—	—	—	—
CONSTR	100,000	—	—	100,000	—	50,000	30,000	20,000	—	—	—
EQUIP	—	—	—	—	—	—	—	—	—	—	—
OTHER	10,000	7,780	801	1,419	1,419	—	—	—	—	—	—
TOTAL	\$138,000	\$32,425	\$1,381	\$104,194	\$4,194	\$50,000	\$30,000	\$20,000	\$—	\$—	\$—
FUNDING											
REVENUE	\$28,000	\$24,645	\$580	\$2,775	\$2,775	\$—	\$—	\$—	\$—	\$—	\$—
OTHER	110,000	7,780	801	101,419	1,419	50,000	30,000	20,000	—	—	—
TOTAL	\$138,000	\$32,425	\$1,381	\$104,194	\$4,194	\$50,000	\$30,000	\$20,000	\$—	\$—	\$—
OPERATING IMPACT											
PERSONNEL				\$—	\$—	\$—	\$—	\$—	\$—	\$—	\$—
OPERATING				—	—	—	—	—	—	—	—
DEBT				—	—	—	—	—	—	—	—
OTHER				—	—	—	—	—	—	—	—
TOTAL				\$—	\$—	\$—	\$—	\$—	\$—	\$—	\$—



Description: The parking structure is over 30 years old and has begun to experience deterioration. The deterioration is having a negative impact on garage operations and public safety. After reviewing the physical assessment performed by an outside consultant, the Revenue Authority is proposing a \$6.8 million total garage renovation that will address the structural integrity of the building and public safety concerns.

Justification: The demand for parking at the Hyattsville Justice Center is on average 85% to 95% of total capacity. Extending the life of the structure is necessary for operations and revenue generation. A comprehensive 2014 assessment of the overall site revealed a number of structural and safety issues that would need to be addressed within the next few years.

Highlights: The project will begin in FY 2021 (November 2020). The project will be funded by other debt proceeds acquired by the Revenue Authority.

Enabling Legislation: Not Applicable

Location		Status	
Address	499 Rhode Island Avenue, Hyattsville	Project Status	Design Not Begun
Council District	Two	Class	Rehabilitation
Planning Area	Hyattsville, Riverdale, Mt. Rainer - Brentwood	Land Status	Publicly Owned Land

PROJECT MILESTONES

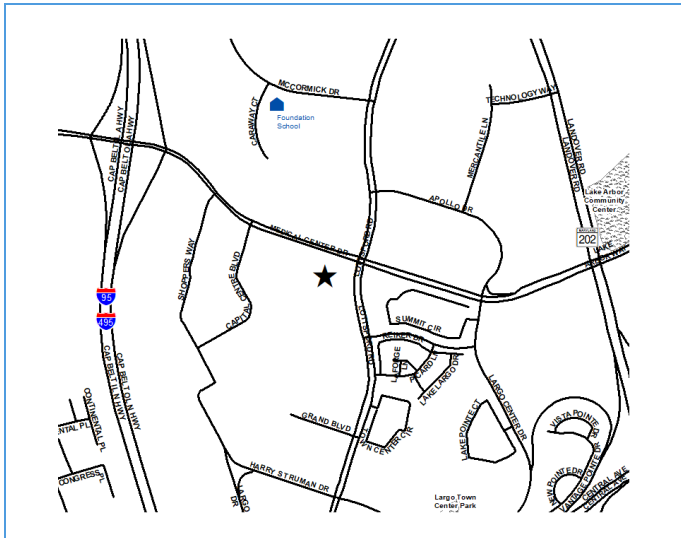
	Estimate	Actual
1 st Year in Capital Program		FY 2017
1 st Year in Capital Budget		FY 2017
Completed Design	TBD	
Began Construction	TBD	
Project Completion	TBD	

CUMULATIVE APPROPRIATION (000'S)

Life to Date	FY 2020 Estimate	FY 2021	Total
\$0	\$0	\$6,800	\$6,800

Project Summary

Category/Description	Total Project Cost	Life to Date Actual	FY 2020 Estimate	Total 6 Years	Budget Year FY 2021	FY 2022	FY 2023	FY 2024	FY 2025	FY 2026	Beyond 6 Years
EXPENDITURE											
PLANS	\$—	\$—	\$—	\$—	\$—	\$—	\$—	\$—	\$—	\$—	\$—
LAND	—	—	—	—	—	—	—	—	—	—	—
CONSTR	6,800	—	—	6,800	6,800	—	—	—	—	—	—
EQUIP	—	—	—	—	—	—	—	—	—	—	—
OTHER	—	—	—	—	—	—	—	—	—	—	—
TOTAL	\$6,800	\$—	\$—	\$6,800	\$6,800	\$—	\$—	\$—	\$—	\$—	\$—
FUNDING											
OTHER	\$6,800	\$—	\$—	\$6,800	\$6,800	\$—	\$—	\$—	\$—	\$—	\$—
TOTAL	\$6,800	\$—	\$—	\$6,800	\$6,800	\$—	\$—	\$—	\$—	\$—	\$—
OPERATING IMPACT											
PERSONNEL				\$—	\$—	\$—	\$—	\$—	\$—	\$—	\$—
OPERATING				—	—	—	—	—	—	—	—
DEBT				—	—	—	—	—	—	—	—
OTHER				—	—	—	—	—	—	—	—
TOTAL				\$—	\$—	\$—	\$—	\$—	\$—	\$—	\$—



Description: The University of Maryland Capital Region Medical Center Parking Facility will be a 1,100 space garage. The garage will be constructed to support the new hospital and adjacent medical office building. In addition to transforming the health care environment in the County, the Medical Center will play a significant role in the redevelopment of Largo Town Center, one of the first areas designated to be Downtown Prince George's.

Justification: The University of Maryland Capital Region Medical Center will generate an anticipated 3,279 direct construction jobs in the County, which will be created from the \$429.5 million construction budget. Approximately, \$634.9 million in economic development activity is expected to be generated, with 4,853 total jobs supported because of project construction. An anticipated \$397 million in economic activity in Prince George's County will be directly generated from the Regional Medical Center, with the support of 2,641 additional workers.

Highlights: Construction to be completed by end of FY 2021, with fiscal closeout in FY 2022.

Enabling Legislation: Not Applicable

Location		Status	
Address	Lottsford Road & Medical Center Drive, Largo	Project Status	Under Construction
Council District	Six	Class	New Construction
Planning Area	Largo-Lottsford	Land Status	No Land Involved

PROJECT MILESTONES

	Estimate	Actual
1 st Year in Capital Program		FY 2019
1 st Year in Capital Budget		FY 2019
Completed Design	FY 2020	
Began Construction	FY 2020	
Project Completion	FY 2022	

CUMULATIVE APPROPRIATION (000'S)

Life to Date	FY 2020 Estimate	FY 2021	Total
\$644	\$642	\$35,914	\$37,200

Project Summary

Category/Description	Total Project Cost	Life to Date Actual	FY 2020 Estimate	Total 6 Years	Budget Year FY 2021	FY 2022	FY 2023	FY 2024	FY 2025	FY 2026	Beyond 6 Years
EXPENDITURE											
PLANS	\$214	\$—	\$—	\$214	\$214	\$—	\$—	\$—	\$—	\$—	\$—
LAND	—	—	—	—	—	—	—	—	—	—	—
CONSTR	37,636	644	642	36,350	33,550	2,800	—	—	—	—	—
EQUIP	1,400	—	—	1,400	1,400	—	—	—	—	—	—
OTHER	750	—	—	750	750	—	—	—	—	—	—
TOTAL	\$40,000	\$644	\$642	\$38,714	\$35,914	\$2,800	\$—	\$—	\$—	\$—	\$—
FUNDING											
REVENUE	\$40,000	\$644	\$642	\$38,714	\$35,914	\$2,800	\$—	\$—	\$—	\$—	\$—
TOTAL	\$40,000	\$644	\$642	\$38,714	\$35,914	\$2,800	\$—	\$—	\$—	\$—	\$—
OPERATING IMPACT											
PERSONNEL				\$—	\$—	\$—	\$—	\$—	\$—	\$—	
OPERATING				—	—	—	—	—	—	—	
DEBT				—	—	—	—	—	—	—	
OTHER				—	—	—	—	—	—	—	
TOTAL				\$—	\$—	\$—	\$—	\$—	\$—	\$—	

