



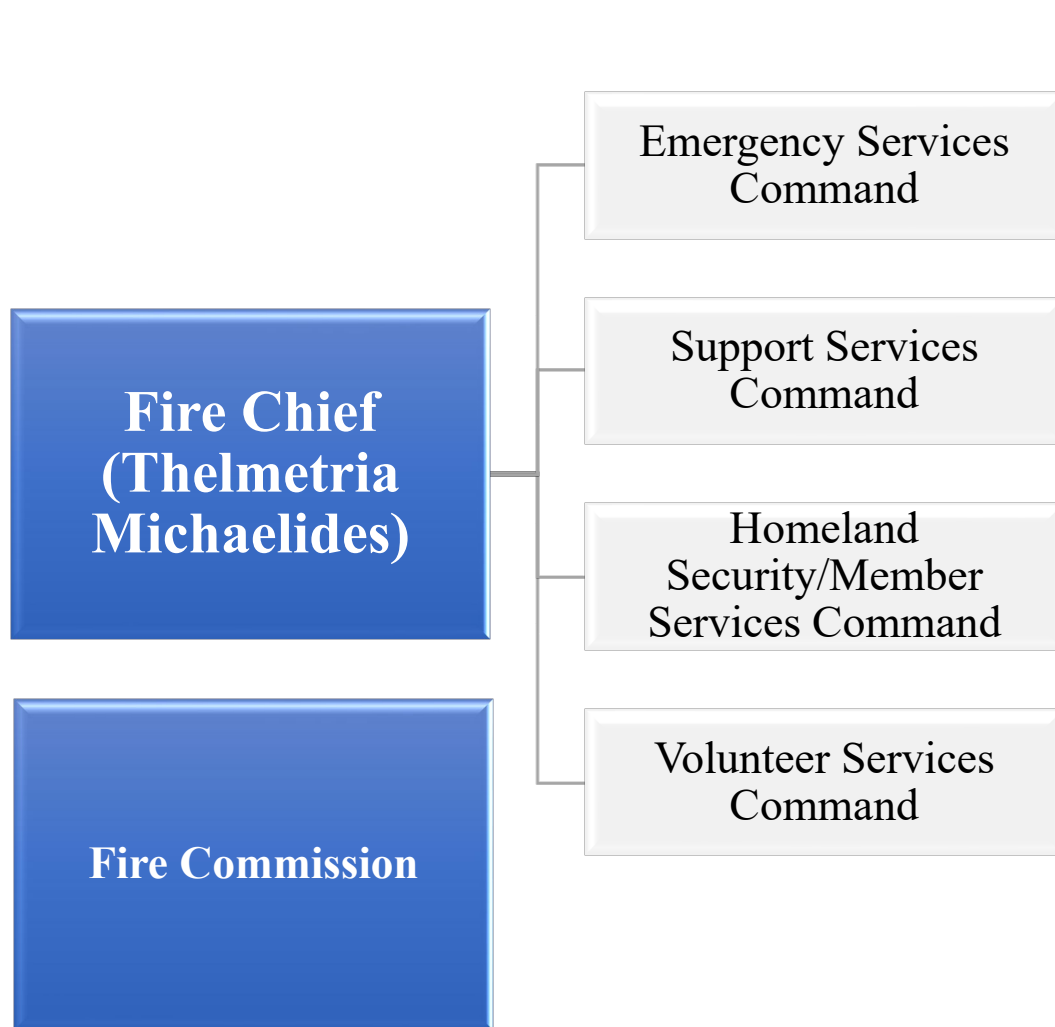
Fire/EMS FY 2027 Budget Overview

Budget & Policy Analysis

David Williams, Policy Analyst

April 30, 2026

Fire/EMS Department



Mission

- **Strives to improve the quality of life in Prince George's County by promoting safety and providing the highest quality of fire prevention, fire protection, emergency medical services and community outreach programs.**

Core Services

Fire and Emergency medical services (including BLS/ALS) responses to emergencies

Hazardous materials, bomb, and explosive device response

Fire and explosive investigations

Community risk reduction through fire prevention and life safety, including fire inspections, enforcement and public education

Strategic Focus FY 2027

Enhance operational readiness and response performance

Strengthen volunteer recruitment, retention, and integration

Modernize training, equipment, and facilities

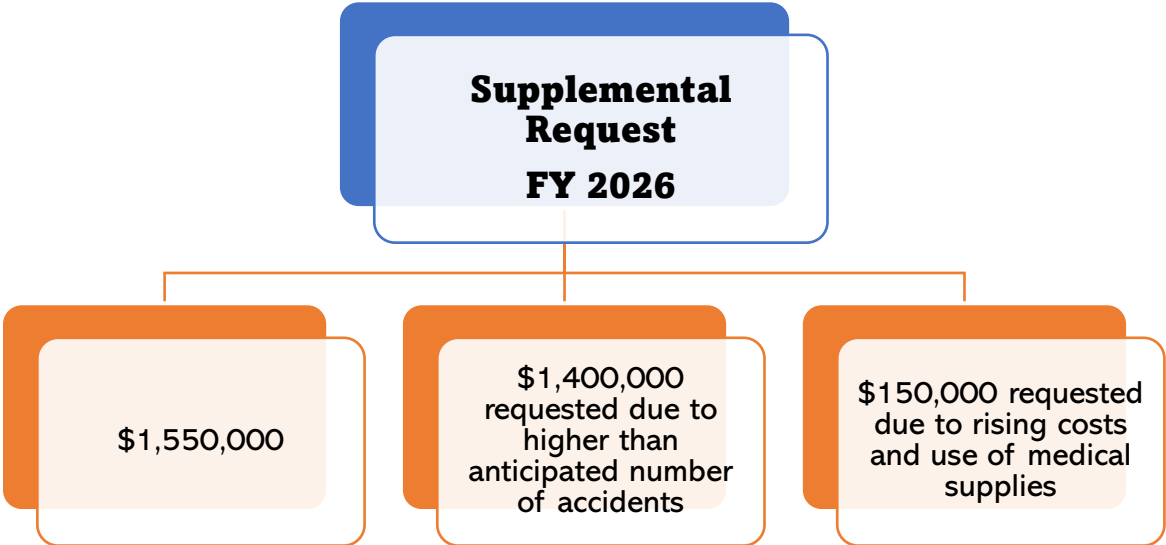
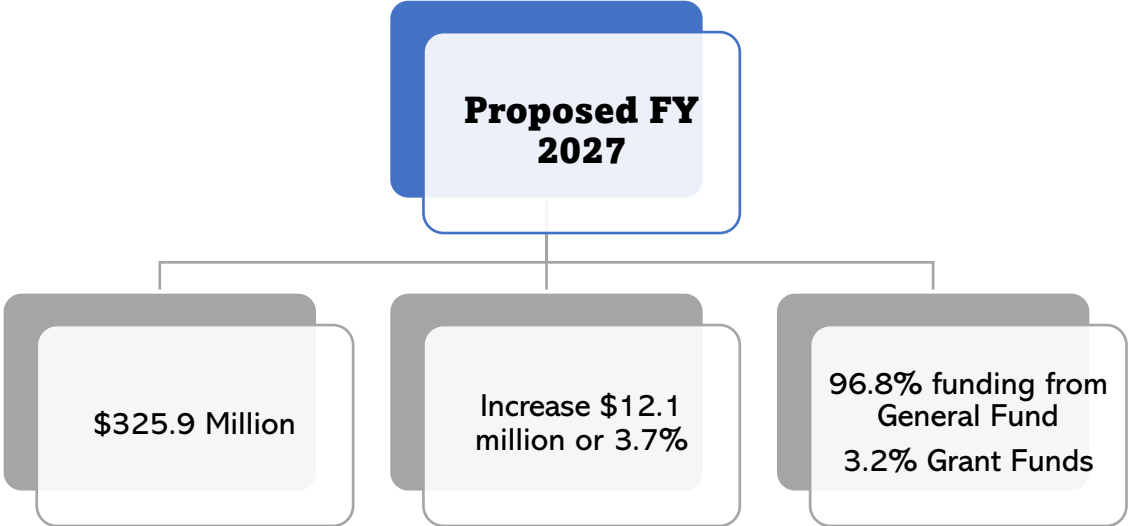
Improve administrative processes and data systems

Build leadership depth and succession pipelines

Expand community risk reduction and outreach

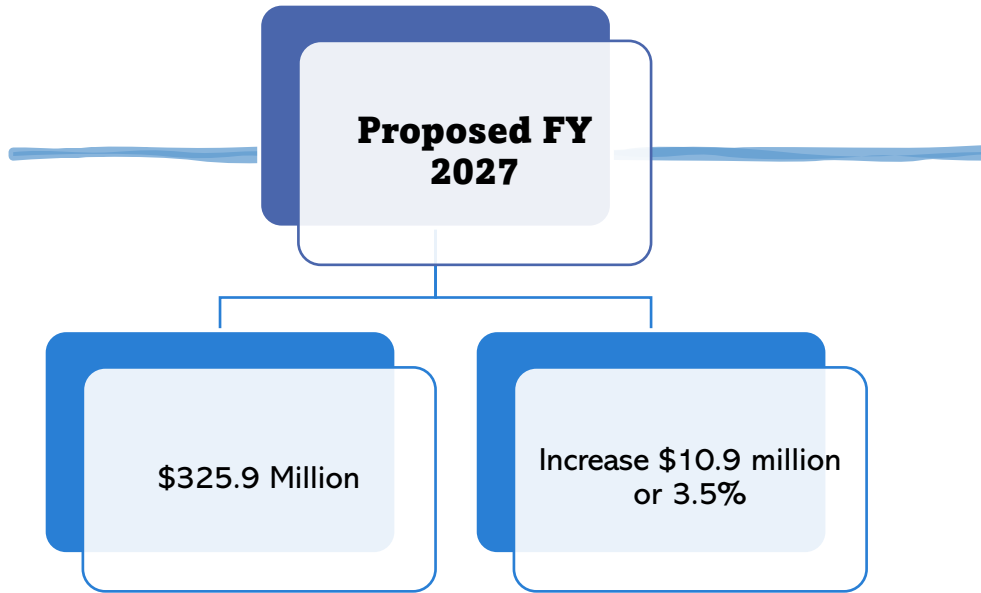
FY 2027 Budget Summary

Fund Types	FY 2025 Actual		FY 2026 Budget		FY 2026 Estimate		FY 2027 Proposed	
	Amount	% Total	Amount	% Total	Amount	% Total	Amount	% Total
General Fund	\$277,111,800	98.5%	\$314,948,400	97.1%	\$305,232,000	99.8%	\$325,926,500	96.8%
Grant Funds	4,139,082	1.5%	9,520,800	2.9%	469,300	0.2%	10,615,600	3.2%
Total	\$281,250,882	100.0%	\$324,469,200	100.0%	\$305,701,300	100.0%	\$336,542,100	100.0%



GENERAL FUNDS

Category	FY 2025 Actual	FY 2026 Budget	FY 2026 Estimate	FY 2027 Proposed	Change FY26-FY27	
					Amount (\$)	Percent (%)
Compensation	\$142,482,530	\$159,667,700	\$159,379,400	\$163,466,200	\$3,798,500	2.4%
Fringe Benefits	100,743,818	120,868,400	108,277,700	121,945,800	1,077,400	0.9%
Operating	33,777,474	34,562,300	37,724,900	40,539,500	5,977,200	17.3%
Capital Outlay	281,825	—	—	150,000	150,000	
SubTotal	\$277,285,647	\$315,098,400	\$305,382,000	\$326,101,500	\$11,003,100	3.5%
Recoveries	(173,847)	(150,000)	(150,000)	(175,000)	(25,000)	16.7%
Total	\$277,111,800	\$314,948,400	\$305,232,000	\$325,926,500	\$10,978,100	3.5%



+\$163.5 Million COMPENSATION

Annualization of FY 2026 salary adjustments	Funds 100 new recruits	Funds 1,300 full time positions
--	-------------------------------	--

+\$40.5 Million OPERATING

Increases in software maintenance, meter calibration, contracts, gas and oil, telephone, utilities, operating contracts, periodicals, office automation charges, and operating supplies

Funding is provided to support uniforms, training, PPE, utilities, office equipment noncapital, vehicle repairs and maintenance.

+\$121.9 Million Fringe Benefits

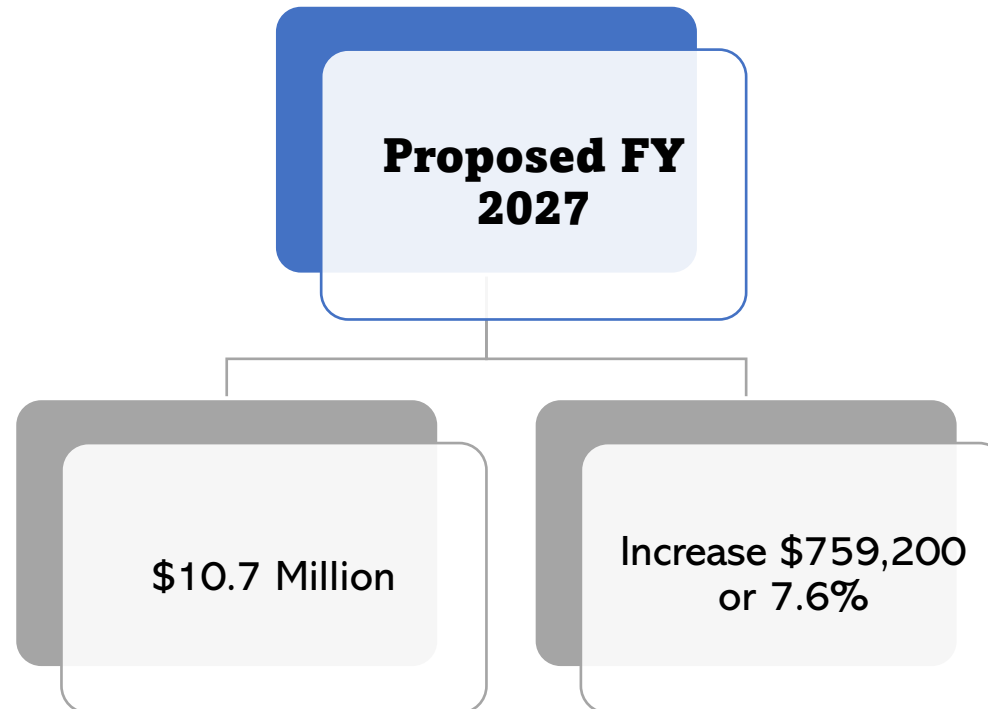
Increase to align with projected costs

\$175,000 Recoveries

Increase 16.7% to support insurance reimbursements from a third-party vendor

GRANT FUNDS

Category	FY 2025 Actual	FY 2026 Budget	FY 2026 Estimate	FY 2027 Proposed	Change FY26-FY27	
					Amount (\$)	Percent (%)
Compensation	\$78,466	\$2,646,000	\$—	\$2,560,500	\$(85,500)	-3.2%
Fringe Benefits	1,289	2,003,000	—	1,910,100	(92,900)	-4.6%
Operating	4,035,827	5,283,100	454,300	6,190,700	907,600	17.2%
Capital Outlay	47,000	—	15,000	30,000	30,000	
SubTotal	\$4,162,582	\$9,932,100	\$469,300	\$10,691,300	\$759,200	7.6%
Recoveries	—	—	—	—	—	
Total	\$4,162,582	\$9,932,100	\$469,300	\$10,691,300	\$759,200	7.6%



MAJOR GRANT FUNDING SOURCES

**Staffing for
Adequate Fire and
Emergency Response
(SAFER) Grant -
\$4,470,600**

**US Dept. of
Homeland Security
Biowatch Program -
\$2,579,600**

**Federal Emergency
Management Agency
(FEMA) – Fire
Prevention Safety
Grant - \$247,200**

STAFFING

FULL TIME

CIVILIAN 107 (+22)

FULL TIME SWORN

1,193 - +46 Positions

FULL TIME

CIVILIAN Grant 0 – Unchanged

Funded

FULL TIME SWORN

Grant Funded 45 – Unchanged

LIMITED TERM

Grant Funded 1 - Unchanged

TOTAL

1,345 Staff

STAFF AND BUDGET RESOURCES

Authorized Positions	FY 2025 Budget	FY 2026 Budget	FY 2027 Proposed	Change FY26-FY27
General Fund				
Full Time - Civilian	83	85	107	22
Full Time - Sworn	1,142	1,147	1,193	46
Subtotal - FT	1,225	1,232	1,300	68
Part Time	0	0	0	0
Limited Term	0	0	0	0
Grant Program Funds				
Full Time - Civilian	0	0	0	0
Full Time - Sworn	45	45	45	0
Subtotal - FT	45	45	45	0
Part Time	0	0	0	0
Limited Term	1	1	1	0
TOTAL				
Full Time - Civilian	83	85	107	22
Full Time - Sworn	1,187	1,192	1,238	46
Subtotal - FT	1,270	1,277	1,345	68
Part Time	0	0	0	0
Limited Term	1	1	1	0


VACANCY

FY 2026 Authorized and Actual Staffing Levels									
	Full-Time			Part-Time			Limited Term		
	Authorized	Filled Positions	Vacancies	Authorized	Filled Positions	Vacancies	Authorized	Filled Positions	Vacancies
General Fund									
Civilian	83	70	12	0	0	0	0	0	0
Sworn	1,149	1,062	88	0	0	0	0	0	0
Sub-Total	1,232	1,132	100	0	0	0	0	0	0
Grant Fund									
Civilian	0	0	0	0	0	0	0	0	0
Sworn	45	0	0	0	0	0	0	0	0
Sub-Total	45	0	0	0	0	0	1	0	0
Other Fund									
Civilian	0	0	0	0	0	0	0	0	0
Sworn	0	0	0	0	0	0	0	0	0
Sub-Total	0	0	0	0	0	0	0	0	0
Total	1,277	1,132	100	0	0	0	1	0	0

YTD as of: March 6, 2026

As of March 06, 2026, 1,132 out of 1,232 Full-Time General Fund Positions Filled

As of March 06, 2026, 149 General Fund Vacancies




EQUIPMENT & IT



Personal Protective Equipment

The Department has acquired new PPE equipment to replace outdated stock.

FY 2027 PPE replacement funding request: \$3,372,100.40



Fleet and Apparatus Maintenance

As of March 03, 2026, it would cost \$191.2 Million to replace all equipment that exceeds replacement age.

FY 2026 YTD Maintenance cost equals \$3.27 Million

Staff Comments



The Department has demonstrated need for upgraded PPE equipment




The Department has shown trouble retaining volunteers, attesting to a downward trend in volunteer retention over the last four years




Facility upgrades remain a priority for the Department

THANK YOU

 David Williams

 +1 (301) 780-8153

 DMWilliams1@co.pg.md.us