

Presentation  
for the  
Prince George's County Board of Health  
October 20, 2015

October 19, 2015



## Children's Overview

- Children's National Health System (Children's) is the only health system designed for kids in the Washington, DC, metropolitan area.
- At Children's, we are dedicated to providing the best pediatric care for our patients, families, and community. Children's National Health System has been named to the prestigious *U.S. News & World Report* 2015-16 Best Children's Hospitals Honor Roll, ranking among the **"Top 10"** pediatric hospitals in the nation.
- Children's National was ranked in all 10 specialties for the fifth year in a row, and three--Neonatology, Neurology/Neurosurgery, and Gastroenterology/GI Surgery-- were ranked among the top 10 programs in the country.
- Our internationally-recognized team of pediatric healthcare professionals treats more than 300,000 patients each year who come from throughout the region, nation and world.

## Prince George's County Overview

- According to the U.S. Census Bureau, in 2014 the population of Prince George's County was **904,430**
- The pediatric population was **205,305** or **22.7%** of the overall population
- The pediatric population is expected to grow **2.1%** by 2020.
- About **39%** of the pediatric population is either covered by Medicaid or is uninsured
- CNHS has significant investments in the County, including **2 regional outpatient centers, primary care practices, and mobile health units.**

## Children's is a Major Employer of Prince George's County Residents

- Total number of Children's Employees: **6,504**
- Number of Children's Employees who live in Prince George's County: **1,534**
- Approximately **23%** of Children's workforce resides in Prince George's County

## Children's Wages are Competitive

- The median salary of a Children's Employee who lives on Prince George's County: **\$51,143.21**
- Average per capital salary of a Prince Georgian according to the US Census (2009-2013): **\$32,344**
- Children's salaries are **37%** higher than the average annual salary paid to a person living in Prince George's County, and **29%** higher than the average salary paid to a person living in Maryland.

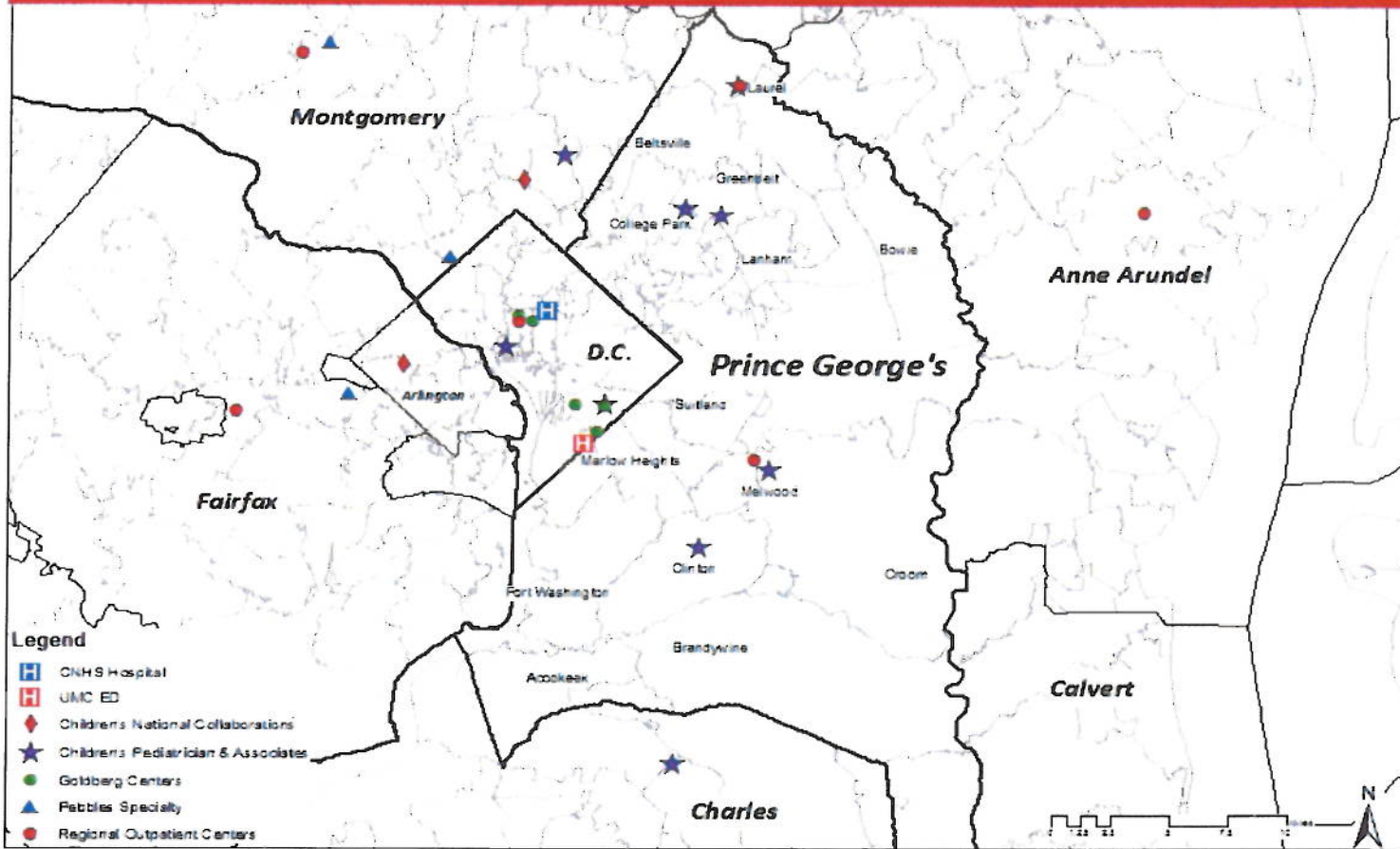
# Snapshot of Children's Locations, Patients and Services in Prince George's County

October 19, 2015

6

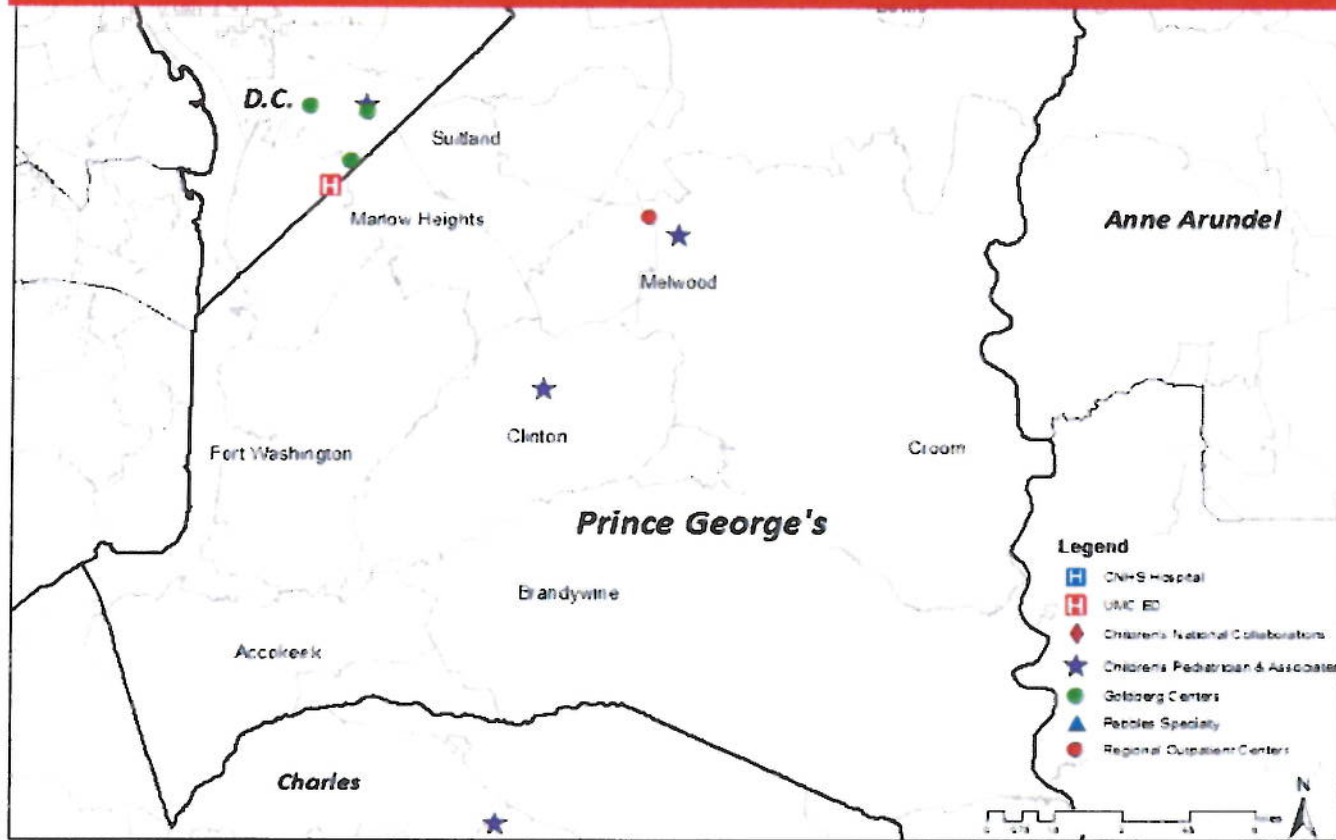


## Children's National Locations in Prince George's County





## Children's National Locations in Prince George's County

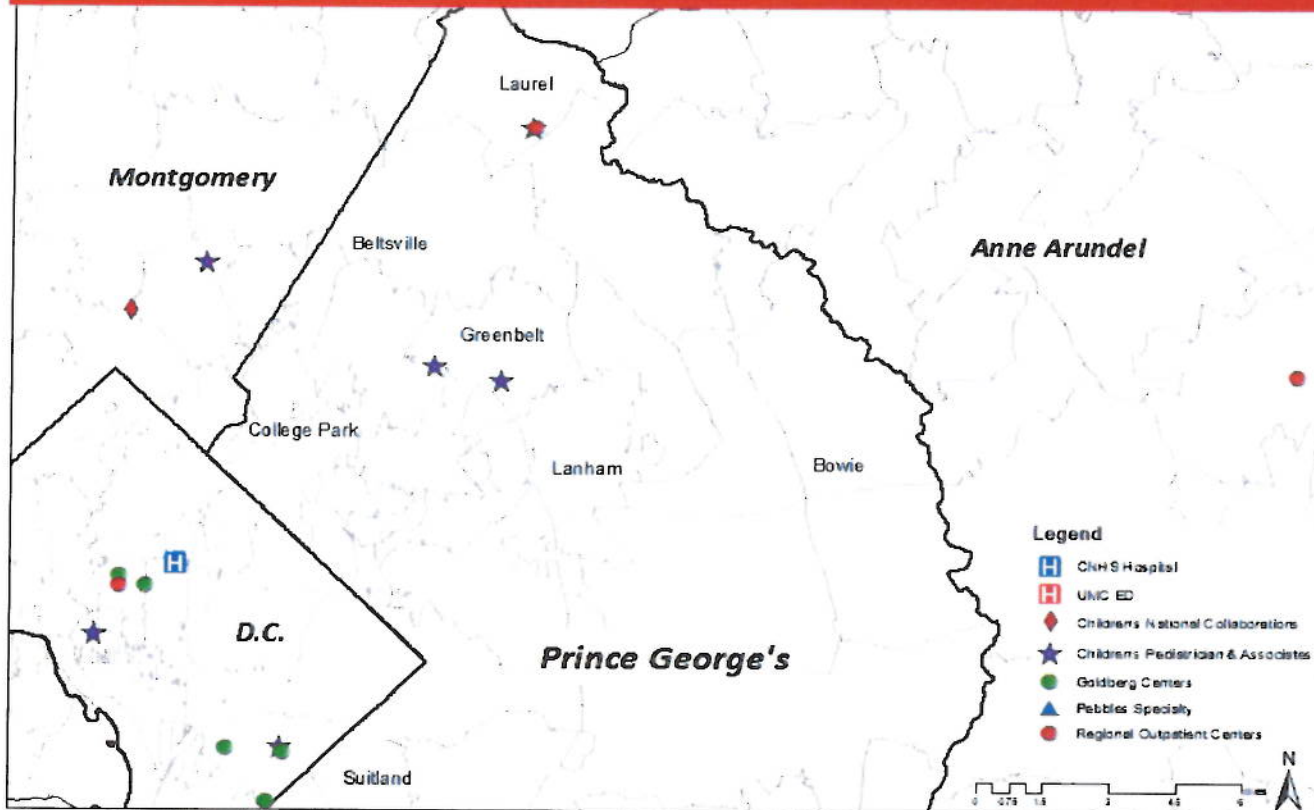


Map produced by the Child Health Data Lab





## Children's National Locations in Prince George's County



# Inpatient Utilization Data

**Table 1. Children's National Health System  
Inpatient Utilization by State, CY 2014**

	<b>Discharges</b>	<b>% of Total</b>
<b>Total Discharges</b>	<b>14,680</b>	<b>100%</b>
<b>State</b>		
<b>District of Columbia</b>	<b>3,754</b>	<b>26%</b>
<b>Maryland</b>	<b>8,134</b>	<b>55%</b>
<b>Montgomery County</b>	<b>2,192</b>	<b>15%</b>
<b>Prince George's County</b>	<b>3,719</b>	<b>25%</b>
<b>Other</b>	<b>2,223</b>	<b>15%</b>
<b>All Other States</b>	<b>2,792</b>	<b>19%</b>

# Inpatient Utilization Data --Continued

**Table 2. Children's National Health System  
Inpatient Utilization by Demographics, CY 2014**

	<b>Prince George's County</b>	<b>% of Total</b>
<b>Total Discharges</b>	<b>3,719</b>	<b>100%</b>
<b>Age Group</b>		
<b>00-04</b>	<b>1,565</b>	<b>42%</b>
<b>05-09</b>	<b>662</b>	<b>18%</b>
<b>10-14</b>	<b>712</b>	<b>19%</b>
<b>15+</b>	<b>780</b>	<b>21%</b>
<b>Insurance</b>		
<b>Commercial</b>	<b>1,255</b>	<b>34%</b>
<b>Medicaid</b>	<b>2,397</b>	<b>64%</b>
<b>Self Pay</b>	<b>47</b>	<b>1%</b>
<b>All Other</b>	<b>20</b>	<b>1%</b>

# Inpatient Utilization Data (Continued)

**Table 3. Children's National Health System  
Inpatient Utilization by Top Health Conditions, CY 2014**

**Prince George's County Patients**

Rank	CCS Category	Description	Discharges	% of Total	Cummulative %
1	61	Sickle cell anemia	284	8%	8%
2	657	Mood disorders	243	7%	14%
3	128	Asthma	226	6%	20%
4	122	Pneumonia (except that caused by TB or STD)	185	5%	25%
5	83	Epilepsy; convulsions	148	4%	29%
6	125	Acute bronchitis	142	4%	33%
7	224	Other perinatal conditions	99	3%	36%
8	45	Maintenance chemotherapy; radiotherapy	84	2%	38%
9	126	Other upper respiratory infections	80	2%	40%
10	197	Skin and subcutaneous tissue infections	79	2%	42%
		All Other	2,149	58%	100%

# Emergency Department Data

**Table 1. Children's National Health System  
ED Utilization by State, CY 2014**

	<b>Discharges</b>	<b>% of Total</b>
<b>Total Discharges</b>	<b>119,861</b>	<b>100%</b>
<b>State</b>		
<b>District of Columbia</b>	<b>66,843</b>	<b>56%</b>
<b>Maryland</b>	<b>47,021</b>	<b>39%</b>
<b>Montgomery County</b>	<b>6,828</b>	<b>6%</b>
<b>Prince George's County</b>	<b>35,458</b>	<b>30%</b>
<b>Other</b>	<b>4,735</b>	<b>4%</b>
<b>All Other States</b>	<b>5,997</b>	<b>5%</b>

# Emergency Department Data (Continued)

**Table 2. Children's National Health System  
ED Utilization by Demographics, CY 2014**

	<b>Prince George's County</b>	<b>% of Total</b>
<b>Total Discharges</b>	<b>35,458</b>	<b>100%</b>
<b>Age Group</b>		
00-04	<b>19,514</b>	<b>55%</b>
05-09	<b>7,896</b>	<b>22%</b>
10-14	<b>4,631</b>	<b>13%</b>
15+	<b>3,417</b>	<b>10%</b>
<b>Insurance</b>		
Commercial	<b>7,741</b>	<b>22%</b>
Medicaid	<b>26,382</b>	<b>74%</b>
Self Pay	<b>1,138</b>	<b>3%</b>
All Other	<b>197</b>	<b>1%</b>

# Emergency Department Data (Continued)

**Table 3. Children's National Health System  
ED Utilization by Top Health Conditions, CY 2014**

## Prince George's County Patients

Rank	CCS Category	Description	Discharges	% of Total	Cummulative %
1	126	Other upper respiratory infections	5,133	14%	14%
2	128	Asthma	1,994	6%	20%
3	246	Fever of unknown origin	1,801	5%	25%
4	154	Noninfectious gastroenteritis	1,434	4%	29%
5	7	Viral infection	1,431	4%	33%
6	92	Otitis media and related conditions	1,359	4%	37%
7	239	Superficial injury; contusion Other injuries and conditions due to	1,301	4%	41%
8	244	external caus	1,167	3%	44%
9	155	Other gastrointestinal disorders	1,063	3%	47%
10	253	Allergic reactions	933	3%	50%
		All Other	17,842	50%	100%

# Hot Topic

October 19, 2015

16





## HOT TOPIC: Mental Health/Mood Disorders

- Depression and other mental conditions are complex, and researchers and scientists are still learning how these disorders affect children and teens. What we do know is that these disorders can take a devastating toll on youth and their families, and negatively affect a child's physical health, performance in school, family and social relationships, and overall well-being.
- Our goal is to help children and teens enjoy a healthy and happy childhood and adolescence as much as possible. We emphasize care from a patient and family perspective to ensure that each child receives the most appropriate treatment.  
**For a child, call 202-476-5166**  
**For an adolescent, call- 202-476-3867**
- Children National recently opened the Youth Pride Clinic , which is a specialized clinic within the Adolescent Health Center serving adolescent LGBTQ (lesbian, gay, bisexual, transgendered, and questioning) patients. The clinic was made possible through an \$80,000 LGBTQ Health and Wellness Initiative grant from the Washington AIDS Partnership. **For more information, contact 202-476-2178**

## Prince George's County Contacts

Tonya Kinlow – Vice President of Community Engagement, Advocacy and Community Affairs

[tkinlow@childrensnational.org](mailto:tkinlow@childrensnational.org)

202-476-5335

Aisha N. Braveboy, Esq. – Manager of Government Affairs

[anbravebo@childrensnational.org](mailto:anbravebo@childrensnational.org)

202-471-4892

Desiree de la Torre – Director of Community Affairs & Population Health Improvement

[ddelatorre@childrensnational.org](mailto:ddelatorre@childrensnational.org)

202-471-4881

Marcee White, MD – Medical Director, Pediatric Liaison to Prince George's County

[mwhite@childrensnational.org](mailto:mwhite@childrensnational.org)

202-436-3096

# Questions & Answers