



Angela D. Alsobrooks
County Executive

American Rescue Plan Act (ARPA) Concepts

February 2022



Background

The County's adopted plan (CR-67-2021) designates funding for several Investment categories; public health spending, infrastructure dedicated to stormwater improvements to address increased flooding, services to disproportionately impacted communities, premium pay, economic impacts and administration or government services.

Approximately 2/3 of the County's allocation is being applied to pandemic-related expenditures. This spending can be categorized as direct COVID-19 related services to the public and expenses that have arisen as a direct result of the pandemic

Prince George's County was awarded \$176.6 million through the American Recovery Plan Act State and Local Recovery Funds (SLFRF) program.

The FY 2023 and FY 2024 plan elements are subject to review by the County Council prior to the end of FY 2022.



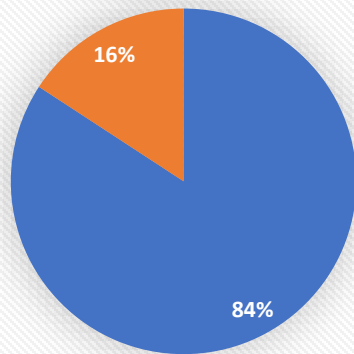
Health

\$54.6 | 30.9%

Funds targeted for substance abuse and behavioral health services are included; allocated for incarcerated individuals and returning citizens.

The Health Assures Fund will provide grants to Federally Qualified Health Centers and will provide health insurance to 30,000 uninsured residents.

ARP Spending Category (as of 2/10/22):
Health



■ Amount Remaining ■ Obligated & Spent

Amount Remaining	\$45,979,395
Obligated & Spent	\$8,620,605

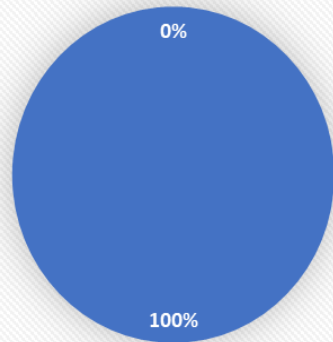
Modernizing and reforming the business processes and infrastructure at the Prince George's County Health Department will enhance service delivery to County residents. Funding will support the county's capacity to administer vaccines and COVID-19 testing.



Environment

32.3 | 18.2%

ARP Spending Category (as of 2/10/22):
Environment



■ Amount Remaining ■ Obligated & Spent



Efforts to mitigate flooding caused by climate change includes the restoration of over 18,000 linear feet of streams, 1,250 linear feet of storm drain, and other storm drain improvements.

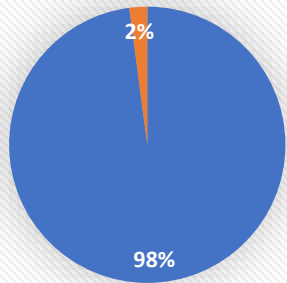
Amount Remaining	\$32,300,000
Obligated & Spent	\$0

Economic Development

26.0 | 14.7%

Programs such as the Rapid Re-Employment Grant initiative will provide a pathway of job opportunity for more than one thousand Prince Georgians; through placements at over 400 local business.

ARP Spending Category (as of 2/10/22):
Economic Development



■ Amount Remaining ■ Obligated & Spent

Amount Remaining	\$25,460,000
Obligated & Spent	\$540,000

Employ Prince George's and the Arts & Humanities Council offer programming examples that will be expanded by the support of ARPA dollars.

The County's Right-of-First Refusal program will provide revolving loans to purchase rental property to preserve 200 housing units per year in Qualified Census Tracts.



Economic Development

Workforce Investments

Program enhancements will directly connect more unemployed Prince Georgians to jobs & apprenticeships.

Through wider investments to enhance the existing programs, Career Accelerator, Healthcare Allies, and Apprentice Ready the County will achieve the following goals:

Expand the capacity to offer Transitional Job opportunities to job seekers negatively impacted by Covid-19.



Prepare Prince George's County residents for Allied Healthcare Careers through a combination of work-based learning and occupational skills training.

Address the critical skills gaps and labor shortages across multiple industries, and provide a pathway toward livable wage careers



Economic Development

Intensive Technical Assistance for Local Business

The CARES Act presented great opportunity for access to capital for many County-based businesses, however it also exposed further the critical information gap for businesses

And for our own agencies who stepped up to manage these programs, FSC and EDC, this opportunity created a welcomed but burdensome reporting regime.



To help our small and local businesses access resources and build capacity by providing additional direct support to businesses to navigate the technical and administrative requirements to grow and sustain their businesses.



Economic Development

Bridging the Digital Divide

Community digital literacy efforts:

To promote digital literacy, the County will also offer training for residents who may need assistance learning new applications, software and becoming oriented with the latest advances in digital technology.



By contributing more resources and promoting better internet connectivity in our public housing communities we will empower more of our residents.

Through innovative strategies, we'll establish more points of access to public housing choice vouchers and provide waiting list participants with the ability to speak with staff virtually, upload and/or print documents, input information, create/access electronic records, and verify status.



An aggressive print and digital marketing campaign emphasizing leisure travel, hotels, and sporting events in the County by utilizing matching contributions by participating leisure, lifestyle, and entertainment brands based in PGC.

Economic Development

*Business Development Through
Hospitality & Tourism*



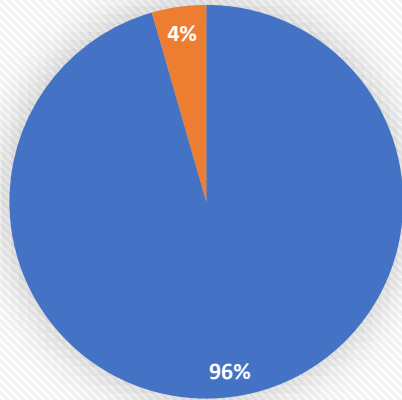
Social Services

\$17.0 | 9.6%

Efforts to build the capacity of non-profits to deliver food to residents will result in a 20% increase in food support.

Support for Youth Violence Prevention programming remains priority for ARPA funding.

ARP Spending Category (as of 2/10/22):
Social Services



■ Amount Remaining ■ Obligated & Spent

Amount Remaining	\$16,242,465
Obligated & Spent	\$757,535

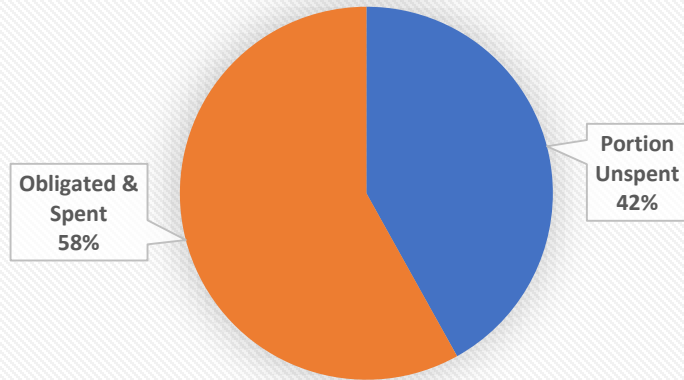
Funds will support a new Warm Nights Shelter that will provide housing for up to 150 residents. It will also support the county's home repair effort in partnership with Habitat for Humanity.



Government Operations

\$46.7 | 26.4%

ARP Spending Category (as of 2/10/22):
Government Operations



Amount Remaining	\$19,574,730
Obligated & Spent	\$27,125,269

To improve agency cybersecurity, the County is adding multi-factor authentication and information technology infrastructure to counteract security breach attempts.

OCS's Master Facilities Plan will offer a post COVID impact facilities assessment. This will help ensure the safety of county government employees and the public.

Funding will support our telework environment which includes our technology refresh; and our continued digitization of agency documents to improve service delivery to the public.

Funding supports premium pay to eligible county workers performing essential work during the COVID-19 public health emergency.



ATTACHMENT A

6/23/2021

ARP Grant Uses and Spending Recommendations

	FY 2021	FY 2022	FY 2023	FY 2024	Total
Public Safety and Public Facing Agencies					
Compensation and Benefit Costs	\$24.0				\$24.0
Health					
COVID Vaccine and Tracking Services		\$6.8			\$6.8
Cheverly Building Replacement		\$5.0	\$15.0		\$20.0
Uninsured Services - FQHCs		\$2.8	\$5.0	\$5.0	\$12.8
Behavioral Health - service expansion		<u>\$5.0</u>	<u>\$5.0</u>	<u>\$5.0</u>	<u>\$15.0</u>
<i>Sub-Total</i>	\$0.0	\$19.6	\$25.0	\$10.0	\$54.6
Housing					
Affordable Housing - Right of First Refusal program		\$5.0	\$5.0	\$5.0	\$15.0
Single Family Rehab - Purple Line and Countywide		<u>\$1.0</u>			<u>\$1.0</u>
<i>Sub-Total</i>	\$0.0	\$6.0	\$5.0	\$5.0	\$16.0
OCS					
County Building Environment Planning		\$1.0	\$0.0	\$0.0	\$1.0
Enhanced Cleaning		<u>\$2.0</u>	<u>\$1.0</u>	<u>\$0.0</u>	<u>\$3.0</u>
<i>Sub-Total</i>	\$0.0	\$3.0	\$1.0	\$0.0	\$4.0
Environment - Stormwater					
Residential Flooding (Structures and underground piping to address excess groundwater)		\$0.8			\$0.8
DOE Storm water (Water Quality Improvement, Maintenance and Flood Mitigation)		\$12.7	\$10.0		\$22.7
Storm Water Plan		<u>\$2.3</u>			<u>\$2.3</u>
<i>Sub-Total</i>	\$0.0	\$15.8	\$10.0	\$0.0	\$25.8

Public Works and Transportation					
DPWT Stormwater - Risk items		\$6.5			\$6.5
Economic Development Cluster					
Business Assistance		\$5.0	\$5.0		\$10.0
Social Services					
Homeless Shelter/Warm Nights		\$3.0	\$5.0		\$8.0
OIT - Information Technology					
IT/Digitization		\$3.0	\$2.0	\$0.0	\$5.0
Cybersecurity Multifactor ID		\$1.4	\$0.0	\$0.0	\$1.4
Cybersecurity Assessments/Mitigation		\$1.5	\$0.9	\$0.0	\$2.4
Cybersecurity Infrastructure (refresh aging network equipment, firewalls, network access)		<u>\$2.3</u>	<u>\$2.3</u>	<u>\$2.3</u>	<u>\$6.9</u>
<i>Sub-Total</i>	\$0.0	\$8.2	\$5.2	\$2.3	\$15.7
Non-Departmental - Non-Profits					
Capacity Support		\$1.0	\$1.0	\$1.0	\$3.0
Gun Violence Reduction		\$1.0	\$1.0	\$1.0	\$3.0
Food Support		<u>\$3.0</u>	<u>\$0.0</u>	<u>\$0.0</u>	<u>\$3.0</u>
<i>Sub-Total</i>	\$0.0	\$5.0	\$2.0	\$2.0	\$9.0
Various					
Grant Administrative Support		\$1.0	\$1.0	\$1.0	\$3.0
Grand Total	\$24.0	\$73.1	\$59.2	\$20.3	\$176.6