



THE PRINCE GEORGE'S COUNTY GOVERNMENT

Office of Audits and Investigations

May 10, 2022

MEMORANDUM

TO: Calvin S. Hawkins, II, Chair
Committee of the Whole (COW)

THRU: Turkessa M. Green, County Auditor *TMG*
Joseph R. Hamlin, Director of Budget and Policy Analysis *JRH*

FROM: Arian Albear, Legislative Budget and Policy Analyst *AA*

RE: Board of Education
Fiscal Year 2023 – 2028 Capital Improvement Program Budget Review

Budget Overview

The County Executive's FY 2023 Proposed Capital Improvement Program (CIP) Budget (the "CIP Budget") expenditures for the Board of Education (the "Board" or "BOE") totals \$197,966,000, an increase of \$26,475,000, or 15.4%, over the approved budget expenditures for FY 2022. The proposed CIP Budget funding is \$69,134,000, or 25.9%, less than the Board of Education's Requested CIP Budget of \$267,100,000. The County's funding contribution through General Obligation Bonds for FY 2023 is \$142,322,000.

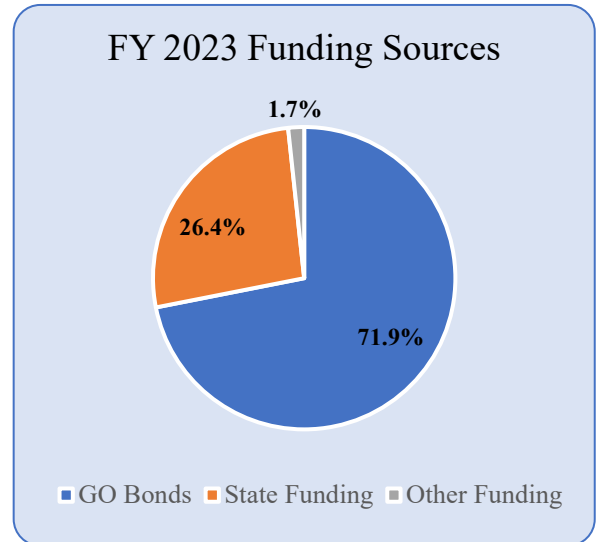
FY 2022 to FY 2023 Proposed CIP Comparison				
Funding Source	FY 2022 Approved	FY 2023 Proposed	\$ Change	% Change
GO Bonds	\$ 114,749,000	\$ 142,322,000	\$ 27,573,000	24.0%
State	35,531,000	52,243,000	16,712,000	47.0%
Other	2,854,000	3,401,000	547,000	19.2%
Total	\$ 153,134,000	\$ 197,966,000	\$ 44,832,000	29.3%
Expenditures	\$ 171,491,000	\$ 197,966,000	\$ 26,475,000	15.4%

Proposed Budget Revenue

- FY 2023 and total project funding sources are as follows:

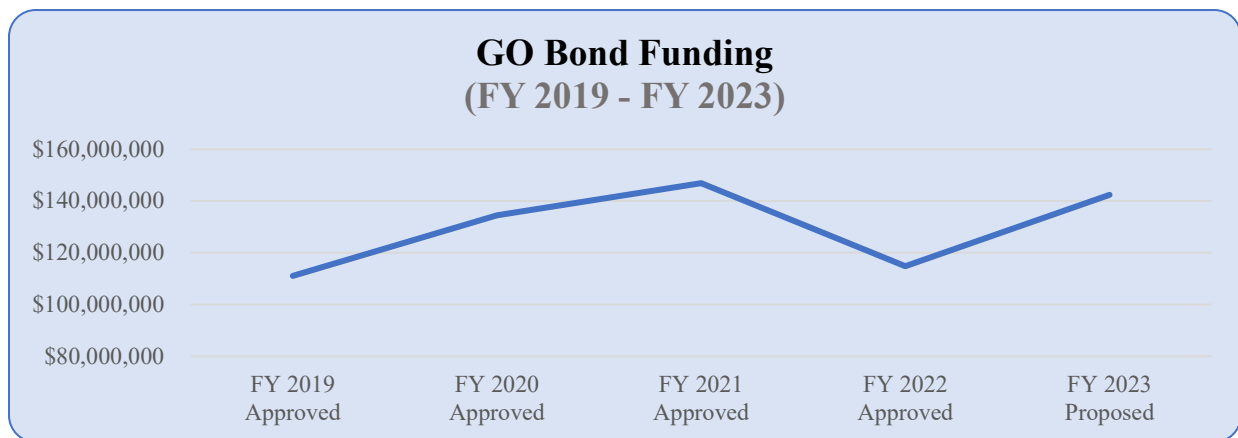
FY 2023 Funding (by Source)			
Go Bonds Funding	State Funding	Other Funding	Total
\$ 142,322,000	\$ 52,243,000	\$ 3,401,000	\$ 197,966,000
71.9%	26.4%	1.7%	100.0%

FY 2023 - FY 2028 Total Project Funding (by Source)			
GO Bonds Funding	State Funding	Other Funding	Total
\$ 801,303,000	\$ 386,445,000	\$ 3,401,000	\$ 1,191,149,000
67.3%	32.4%	0.3%	100%



County Sources

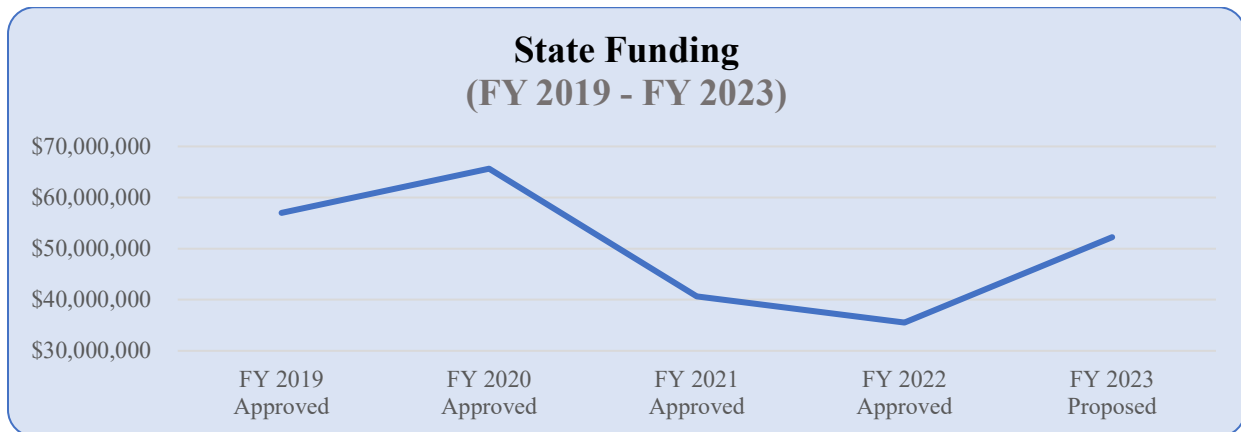
- County Sources are provided through General Obligation (GO) Bonds. GO Bonds account for 71.9% of FY 2023 funding sources and 69.8% of total project funding sources.
- The County is able to issue General Obligation Bonds to the extent that:
 - The ratio of net direct bonded debt to assessed value will not exceed 3.0%, based upon full market value; and
 - The ratio of General Fund net debt service costs (i.e. principal and interest payments less recoveries) to General Fund revenue will not exceed 8.0%.
- A chart of GO Bond funding for the past five (5) fiscal years is found below:



State Sources

- State sources are the second largest source of funding for the Board of Education’s CIP projects. The FY 2023 allocation totals \$52,243,000, representing 26.4% of the total CIP funding.

- State-funded construction projects are approved through the Interagency Commission (IAC) on School Construction. The agency allocates funding for all 24 Maryland jurisdictions and the Maryland School of the Blind. The IAC estimates that 99.82% of the County’s request of \$51,334,435 will be funded once 100% of the IAC’s FY 2023 CIP Project Recommendations are approved.
- A chart of State funding for the past five (5) fiscal years is found below:



Other Sources

- The “Other” funding source includes Video Lottery Terminal (VLT) funding and PAYGO. CB-33-2015 requires that, from FY 2017 on, 50% (up to a maximum of \$25 million) of revenue from VLT facilities be allocated for public education purposes. Part of the revenue is allocated for various operating expenses and a portion is earmarked for CIP.
- The BOE notes that VLT projects are chosen by generating a list of the most-needed projects across all schools in any given County-funded category and then considering a list of those same most-needed projects that are near MGM and/or Rosecroft for specific funding eligibility.
- The proposed FY 2023 funding from “Other Sources” is \$3,401,000, representing 1.7% of the total CIP funding.

Unspent State and County Allocations

- The BOE has unspent County allocations going as far back as FY 2014. A breakdown of unspent GO Bonds and “Other” Sources is below:

Unspent County/Other Allocated Funds			
Fiscal Year	Unencumbered	Encumbered	Total Unspent
2014	\$ 726,623	\$ 2,500,923	\$ 3,227,546
2015	-	5,107,262	5,107,262
2016	1,819,947	7,617,302	9,437,249
2017	3,263,374	5,960,647	9,224,021
2018	858,745	6,767,099	7,625,844
2019	15,593,388	9,469,004	25,062,392
2020	84,583,399	66,009,324	150,592,723
2021	44,154,573	54,500,389	98,654,962
2022	85,207,415	25,527,572	110,734,987
Total	\$ 236,207,464	\$ 183,459,522	\$ 419,666,985

- The BOE has unspent State allocations going as far back as FY 2018. Prince George’s County accounts for 49.6% of all unspent State allocations, followed by Baltimore City at 33.9% and Baltimore County at 7.3%. A breakdown of unspent State funding is below:

Unspent State Allocated Funds		
Fiscal Year	Total Unspent	% Unspent
2018	\$ 5,605,435	16.3%
2019	25,340,665	57.6%
2020	32,646,172	92.0%
2021	42,363,660	100%
2022	20,719,573	100%
Total	\$126,675,505	

- Over half of the unspent allocations are in the past three (3) fiscal years; however, the Interagency Commission (IAC) on School Construction estimates that unspent allocations lose an estimated 5% of their value every year they remain unspent, due to inflation.
- The BOE administration reports that the primary factor contributing to the unspent allocations is the impact of the COVID-19 pandemic, which has disrupted construction and slowed completion of projects.

Project, by Funding Source

- The FY 2023 Funding by source for each project can be found below:

Project Name	GO Bonds	State	Other
ADA Upgrades	\$ 1,000,000	\$ -	\$ -
Aging Schools Program (ASP)	-	1,000,000	-
Alternative Financing Projects (ACF)	22,200,000	-	-
Asbestos Ceiling Tile Replacement	800,000	-	-
Beacon Heights ES Addition	-	-	-
Bladensburg ES Addition	-	-	-
Bowie HS Annex Limited Renovation	-	-	-
Buried Fuel Tank Replacements	500,000	-	-
C. Elizabeth Rieg ES Replacement	-	-	-
CTE Southern Hub Freestanding Classrooms	17,702,000	-	-
CFC Control and A/C Modernization	-	-	-
Central Garage/Transp. Department	2,000,000	-	-
Cherokee Lane ES	-	-	-
Code Corrections	850,000	-	200,000
Cool Spring Judith Hoyer Modernization	-	-	-
Cooper Lane ES Addition	-	-	-
Fairmount Heights High School	-	-	-
Forward Funded Projects	-	-	-
HVAC Upgrades	4,405,000	-	-
High Point HS SEI Renovation	-	-	-
International School at Langley Park	-	-	-
Kitchen and Food Services	2,000,000	-	-
Land Acquisition	790,000	-	-
Lead Remediation Projects	100,000	-	-
Major Repairs	5,500,000	-	3,201,000
New Glenridge Area Middle School #2	10,000,000	1,048,000	-
New Northern Adelphi Area HS	-	-	-
Open Space Pods	-	-	-
Parking Lots/Driveways	1,500,000	-	-
Planning and Design	1,000,000	-	-
Playground Equipment	1,000,000	-	-
Roof Replacements	4,000,000	-	-
Secondary School Reform (SSR)	-	-	-
Security Upgrades	2,500,000	-	-
Stadium Upgrades	2,000,000	-	-
Staged Renovation Projects	5,400,000	-	-
Stand-Alone Classrooms	5,000,000	-	-
Stephen Decatur MS SEI Renovation	-	-	-
Suitland Annex Replacement	29,904,000	27,411,000	-
Systemic Replacements 2	8,127,000	21,973,000	-
Tulip Grove ES Replacement	-	-	-
William Schmidt Educational Center	7,109,000	-	-
William Wirt MS SEI Renovation	6,935,000	811,000	-
Totals	\$142,322,000	\$52,243,000	\$3,401,000
Grand Total	\$197,966,000		

Proposed FY 2023 Budget Expenditures

- Over 400 active projects and all major construction projects are experiencing cost increases. The BOE notes a trend shared by regional, State, and global entities in the construction industry.
- The BOE lays out the following process for selecting which schools are to receive projects in any given year:
 - Asbestos, ADA Upgrades, Buried Fuel Tanks, Code Corrections, Lead Remediation, AC-HVAC, Major Repairs, Parking Lots, and Playgrounds are selected by a Planning Team.
 - The Department of Capital Programs meets with Building Services to analyze data compiled throughout the year from the Work Order System, Facility Coordinators, Planners, and Leads from each of the nine (9) Building Services shops.
- According to the October 2021 [“Maintenance of Maryland’s Public School Buildings FY 2021 Annual Report”](#) by the IAC, Prince George’s County scored 66.49% (Not Adequate) in the LEA Average rating. Four (4) of the five (5) major deficiencies identified in the State were located in the County. The IAC notes that to ensure the continued effectiveness and expected lifespan of a facility, adequate maintenance on a virtually ongoing basis is required. The Building Services unit is not within the Department of Capital Programs; however, the need to keep adequate school facilities links the two units.

Table 1: Summary of Maintenance-Effectiveness Assessment Results

LEA	LEA Characteristics in FY21			FY21 Maintenance Assessment Results				
	Total # of School Facilities	Total Square Footage	Average Adjusted Age of Schools	# of Schools Assessed	LEA Average Rating		# of Deficiencies	
					LEA Average Rating		Major	Minor
TOTALS	1377	141,918,669	30	268	73.88%	Adequate	5	974
Allegany	22	1,749,398	34.3	4	72.17%	Adequate	0	19
Anne Arundel	121	13,847,996	28.2	4	79.81%	Good	0	1
Baltimore City	149	16,885,420	37.0	43	69.15%	Not Adequate	1	290
Baltimore Co	165	16,846,193	31.9	5	72.85%	Adequate	0	25
Calvert	26	2,463,800	23.4	7	73.74%	Adequate	0	17
Caroline	10	952,622	23.4	2	72.99%	Adequate	0	5
Carroll	40	4,176,741	30.3	12	70.59%	Adequate	0	54
Cecil	29	2,242,569	29.0	12	75.44%	Adequate	0	17
Charles	39	4,091,386	28.6	13	73.35%	Adequate	0	37
Dorchester	14	949,120	33.5	3	81.72%	Good	0	4
Frederick	68	6,814,336	27.1	40	82.72%	Good	0	14
Garrett	13	741,671	33.0	3	71.24%	Adequate	0	10
Harford	53	6,137,963	30.1	12	77.56%	Adequate	0	12
Howard	76	8,250,880	19.6	15	76.41%	Adequate	0	21
Kent	5	440,226	42.8	2	72.57%	Adequate	0	1
Montgomery	209	25,107,150	24.1	7	75.31%	Adequate	0	24
Prince George's	196	18,399,159	38.3	42	66.49%	Not Adequate	4	306
Queen Anne's	14	1,302,733	20.0	5	68.20%	Not Adequate	0	40
St. Mary's	27	2,300,101	24.6	4	71.15%	Adequate	0	25
Somerset	10	671,356	20.3	3	69.62%	Adequate	0	17
Talbot	7	572,216	19.5	2	72.39%	Adequate	0	5
Washington	46	3,447,181	34.0	16	78.26%	Adequate	0	7
Wicomico	24	2,242,600	28.4	9	79.59%	Good	0	9
Worcester	14	1,285,852	25.6	3	76.09%	Adequate	0	14

Table 1 source: Interagency Commission (IAC) on School Construction

- The chart below shows expenditure categories for all projects:

Project Name	Plans	Land	Construction	Equipment	Other
ADA Upgrades	\$ -	\$ -	\$ 1,000,000	\$ -	\$ -
Aging Schools Program (ASP)	-	-	1,000,000	-	-
Alternative Financing Projects (AFC)	-	-	22,200,000	-	-
Asbestos Ceiling Tile Replacement	-	-	800,000	-	-
Beacon Heights ES Addition	-	-	-	-	-
Bladensburg ES Addition	-	-	-	-	-
Bowie HS Annex Limited Renovation	-	-	-	-	-
Buried Fuel Tank Replacements	-	-	500,000	-	-
C. Elizabeth Rieg ES Replacement	-	-	-	-	-
CTE Southern Hub Freestanding Classrooms	-	-	17,702,000	-	-
Central Garage/Transp. Department	-	-	2,000,000	-	-
Cherokee Lane ES	-	-	-	-	-
CFC Control and A/C Modernization	-	-	-	-	-
Code Corrections	-	-	1,050,000	-	-
Cool Spring Judith Hoyer Modernization	-	-	-	-	-
Cooper Lane ES Addition	-	-	-	-	-
Fairmount Heights High School	-	-	-	-	-
Forward Funded Projects	-	-	-	-	-
HVAC Upgrades	-	-	4,405,000	-	-
High Point HS SEI Renovation	-	-	-	-	-
International School at Langley Park	-	-	-	-	-
Kitchen and Food Services	300,000	-	1,700,000	-	-
Land Acquisition	-	-	-	-	790,000
Lead Remediation Projects	-	-	100,000	-	-
Major Repairs	-	-	8,701,000	-	-
New Glenridge Area Middle School #2	-	-	11,048,000	-	-
New Northern Adelphi Area HS	-	-	-	-	-
Open Space Pods	-	-	-	-	-
Parking Lots/Driveways	-	-	1,500,000	-	-
Planning and Design	1,000,000	-	-	-	-
Playground Equipment	-	-	1,000,000	-	-
Roof Replacements	-	-	4,000,000	-	-
Secondary School Reform (SSR)	-	-	-	-	-
Security Upgrades	-	-	2,500,000	-	-
Stadium Upgrades	-	-	2,000,000	-	-
Staged Renovation Projects	-	-	5,400,000	-	-
Stand-Alone Classrooms	-	-	5,000,000	-	-
Stephen Decatur MS SEI Renovation	-	-	-	-	-
Suitland Annex Replacement	-	-	57,315,000	-	-
Systemic Replacements 2	-	-	30,100,000	-	-
Tulip Grove ES Replacement	-	-	-	-	-
William Schmidt Educational Center	-	-	7,109,000	-	-
William Wirt MS SEI Renovation	-	-	7,746,000	-	-
Totals	\$1,300,000	\$0	\$195,876,000	\$0	\$790,000
Grand Total			\$197,966,000		

Project Summary

FY 2022 – FY 2023 Capital Budget Summary

Project Name	State Priority Number	State Approval Status	Est. Comp. Date	Approved FY 2022 - FY 2027 CIP	Proposed FY 2023 - FY 2028 CIP			
				Approved FY 2022 Budget	Expended thru FY 2022	Proposed FY 2023 Budget	FY 2024 - FY 2028	'Beyond 6 Years' Proposed Expenditure
ADA Upgrades			Ongoing	\$1,190,000	\$ 8,359,000	\$ 1,000,000	\$ 5,000,000	\$ -
Aging Schools Program (ASP)			Ongoing	1,209,000	17,508,000	1,000,000	5,000,000	-
Alternative Financing Projects (AFC)			FY 2052	19,000,000	19,000,000	22,200,000	75,000,000	345,000,000
Asbestos Ceiling Tile Replacement			Ongoing	850,000	10,942,000	800,000	4,000,000	-
Beacon Heights ES Addition			TBD	-	-	-	-	38,225,000
Bladensburg ES Addition			TBD	-	-	-	-	12,500,000
Bowie HS Annex Limited Renovation			FY 2022	-	25,865,000	-	-	-
Buried Fuel Tank Replacements			Ongoing	500,000	10,309,000	500,000	2,500,000	-
C. Elizabeth Rieg ES Renovation			FY 2022	-	9,040,000	-	-	-
Career and Techonology (CTE) Southern Hub Freestanding Classrooms			TBD	-	-	17,702,000	-	-
Central Garage/Transportation Department Improvement			FY 2028	3,000,000	11,139,000	2,000,000	10,000,000	-
Cherokee Lane ES			FY 2022	14,208,000	64,375,000	-	-	-
Chlorofluorocarbons (CFC) Control and A/C Modernization			Ongoing	-	5,856,000	-	-	-
Code Corrections			Ongoing	1,889,000	19,451,000	1,050,000	9,750,000	-
Cool Spring Judith Hoyer Modernization	5	C	FY 2028	3,020,000	4,820,000	-	67,909,000	-
Cooper Lane ES Addition			TBD	-	-	-	-	31,772,000
Core Enhancements			*	1,000,000	-	-	-	-
Fairmount Heights High School			FY 2022	-	103,756,000	-	-	-
Forward Funded Projects			TBD	-	-	-	-	-
Future Ready Teaching and Learning			*	1,000,000	-	-	-	-
HVAC Upgrades			Ongoing	9,300,000	47,247,000	4,405,000	44,000,000	-
Healthy Schools			*	1,000,000	-	-	-	-
High Point HS SEI Renovation	7	C	TBD	8,000,000	8,000,000	-	104,733,000	92,018,000
International School at Langley Park	9	B	FY 2031	-	3,000,000	-	37,628,000	-
Kitchen and Food Services			Ongoing	3,000,000	21,727,000	2,000,000	15,000,000	-
Land Acquisition			Ongoing	2,710,000	18,198,000	790,000	13,550,000	-
Lead Remediation Projects			Ongoing	500,000	3,473,000	100,000	500,000	-
Major Repairs			Ongoing	9,076,000	140,098,000	8,701,000	50,000,000	-
New Glenridge Area MS #2	2	A	FY 2024	13,536,000	74,688,000	11,048,000	3,851,000	-
New Northern Adelphi Area HS	6	B	FY 2026	3,000,000	11,000,000	-	239,692,000	-
Open Space Pods			Ongoing	-	15,300,000	-	-	-
Parking Lots/Driveways			Ongoing	1,500,000	12,507,000	1,500,000	7,500,000	-
Planning and Design			Ongoing	4,000,000	24,553,000	1,000,000	31,000,000	-
Playground Equipment			Ongoing	525,000	4,843,000	1,000,000	2,577,000	-
Roof Replacements			TBD	10,795,000	10,795,000	4,000,000	-	-
Safe Passages to School			*	500,000	-	-	-	-
Secondary School Reform (SSR)			Ongoing	-	17,616,000	-	-	-
Secure Accessible Facilities Entrances			*	750,000	-	-	-	-
Security Upgrades			Ongoing	3,190,000	15,664,000	2,500,000	15,000,000	-
Stadium Upgrades			Ongoing	3,500,000	21,600,000	2,000,000	17,500,000	-
Staged Renovation Projects			TBD	-	23,662,000	5,400,000	65,600,000	-
Stand-Alone Classrooms			TBD	2,000,000	2,000,000	5,000,000	-	-
Stephen Decatur MS SEI Renovation			FY 2022	-	21,732,000	-	-	-
Suitland Annex Replacement	4	U	FY 2027	4,100,000	16,099,000	57,315,000	145,257,000	-
Systemic Replacements 2			TBD	12,000,000	346,300,000	30,100,000	8,000,000	-
Tulip Grove ES Replacement			TBD	-	29,524,000	-	-	-
William Schmidt Educational Center	3	D	FY 2024	11,539,000	30,340,000	7,109,000	12,636,000	-
William Wirt MS SEI Renovation	1	A	TBD	20,104,000	73,967,000	7,746,000	-	-
Total Projects	48			\$171,491,000	\$1,304,353,000	\$197,966,000	\$993,183,000	\$519,515,000

* Projects with an asterisk in “Est. Comp. Date” have been merged into the Staged Renovation Projects.

FY 2022 – FY 2023 Total Project Cost Summary

Project Name	State Priority Number	State Approval Status	Est. Comp. Date	Approved FY 2022 - FY 2027 CIP	Proposed FY 2023 - FY 2028 CIP	Change in Total Project Cost	
				Total Approved Project Cost	Total Proposed Project Cost	\$ Change	% Change
ADA Upgrades			Ongoing	\$13,359,000	\$ 14,359,000	\$ 1,000,000	7.5%
Aging Schools Program (ASP)			Ongoing	22,508,000	23,508,000	1,000,000	4.4%
Alternative Financing Projects (AFC)			FY 2052	454,000,000	461,200,000	7,200,000	1.6%
Asbestos Ceiling Tile Replacement			Ongoing	14,942,000	15,742,000	800,000	5.4%
Beacon Heights ES Addition			TBD	30,580,000	38,225,000	7,645,000	25.0%
Bladensburg ES Addition			TBD	10,000,000	12,500,000	2,500,000	25.0%
Bowie HS Annex Limited Renovation			FY 2022	25,865,000	25,865,000	-	0.0%
Buried Fuel Tank Replacements			Ongoing	12,809,000	13,309,000	500,000	3.9%
C. Elizabeth Rieg ES Renovation			FY 2022	9,040,000	9,040,000	-	0.0%
Career and Technology (CTE) Southern Hub Freestanding Classrooms			TBD	-	17,702,000	17,702,000	N/A
Central Garage/Transportation Department Improvement			FY 2028	21,139,000	23,139,000	2,000,000	9.5%
Cherokee Lane ES			FY 2022	64,375,000	64,375,000	-	0.0%
Chlorofluorocarbons (CFC) Control and A/C Modernization			Ongoing	5,856,000	5,856,000	-	0.0%
Code Corrections			Ongoing	28,891,000	30,251,000	1,360,000	4.7%
Cool Spring Judith Hoyer Modernization	5	C	FY 2028	72,729,000	72,729,000	-	0.0%
Cooper Lane ES Addition			TBD	25,418,000	31,772,000	6,354,000	25.0%
Core Enhancements			*	22,500,000	-	(22,500,000)	-100.0%
Fairmount Heights High School			FY 2022	103,756,000	103,756,000	-	0.0%
Forward Funded Projects			TBD	9,285,000	-	(9,285,000)	-100.0%
Future Ready Teaching and Learning			*	17,150,000	-	(17,150,000)	-100.0%
HVAC Upgrades			Ongoing	98,747,000	95,652,000	(3,095,000)	-3.1%
Healthy Schools			*	31,362,000	-	(31,362,000)	-100.0%
High Point HS SEI Renovation	7	C	TBD	204,751,000	204,751,000	-	0.0%
International School at Langley Park	9	B	FY 2031	36,443,000	40,628,000	4,185,000	11.5%
Kitchen and Food Services			Ongoing	36,727,000	38,727,000	2,000,000	5.4%
Land Acquisition			Ongoing	31,748,000	32,538,000	790,000	2.5%
Lead Remediation Projects			Ongoing	4,873,000	4,073,000	(800,000)	-16.4%
Major Repairs			Ongoing	190,098,000	198,799,000	8,701,000	4.6%
New Glenridge Area MS #2	2	A	FY 2024	93,081,000	89,587,000	(3,494,000)	-3.8%
New Northern Adelphi Area HS	6	B	FY 2026	192,621,000	250,692,000	58,071,000	30.1%
Open Space Pods			Ongoing	15,300,000	15,300,000	-	0.0%
Parking Lots/Driveways			Ongoing	20,007,000	21,507,000	1,500,000	7.5%
Planning and Design			Ongoing	55,553,000	56,553,000	1,000,000	1.8%
Playground Equipment			Ongoing	6,925,000	8,420,000	1,495,000	21.6%
Roof Replacements			TBD	10,795,000	14,795,000	4,000,000	37.1%
Safe Passages to School			*	9,580,000	-	(9,580,000)	-100.0%
Secondary School Reform (SSR)			Ongoing	17,616,000	17,616,000	-	0.0%
Secure Accessible Facilities Entrances			*	5,250,000	-	(5,250,000)	-100.0%
Security Upgrades			Ongoing	30,664,000	33,164,000	2,500,000	8.2%
Stadium Upgrades			Ongoing	26,900,000	41,100,000	14,200,000	52.8%
Staged Renovation Projects			TBD	-	94,662,000	94,662,000	N/A
Stand-Alone Classrooms			TBD	2,000,000	7,000,000	5,000,000	250.0%
Stephen Decatur MS SEI Renovation			FY 2022	21,732,000	21,732,000	-	0.0%
Suitland Annex Replacement	4	U	FY 2027	191,260,000	218,671,000	27,411,000	14.3%
Systemic Replacements 2			TBD	360,300,000	384,400,000	24,100,000	6.7%
Tulip Grove ES Replacement			TBD	29,524,000	29,524,000	-	0.0%
William Schmidt Educational Center	3	D	FY 2024	48,525,000	50,085,000	1,560,000	3.2%
William Wirt MS SEI Renovation	1	A	TBD	88,213,000	81,713,000	(6,500,000)	-7.4%
Total Projects	48			\$2,824,797,000	\$3,015,017,000	\$190,220,000	6.7%

* Projects with an asterisk in “Est. Comp. Date” have been merged into the Staged Renovation Projects.

School Construction and Renovation Projects

- The administration has provided the following reasons for the construction delays noted below:
 - Prolonged review and approved times by the reviewing agencies (i.e. the “Maryland State Department of Education,” the “Department of Permitting, Inspections, and Enforcement,” “Washington Suburban Sanitary Commission”) to provide permits.
 - Pervasive poor soil conditions in the County (which create further regulatory delays with the Soil Conservation District).
 - General supply chain failures, major cost escalations, and worker shortages from the COVID-19 pandemic.

Beacon Heights ES Addition

Expected Completion Date

- TBD
- Project delayed again until FY 2029 due to competing project priorities and debt affordability concerns.

FY 2023 Funding and Expenditures

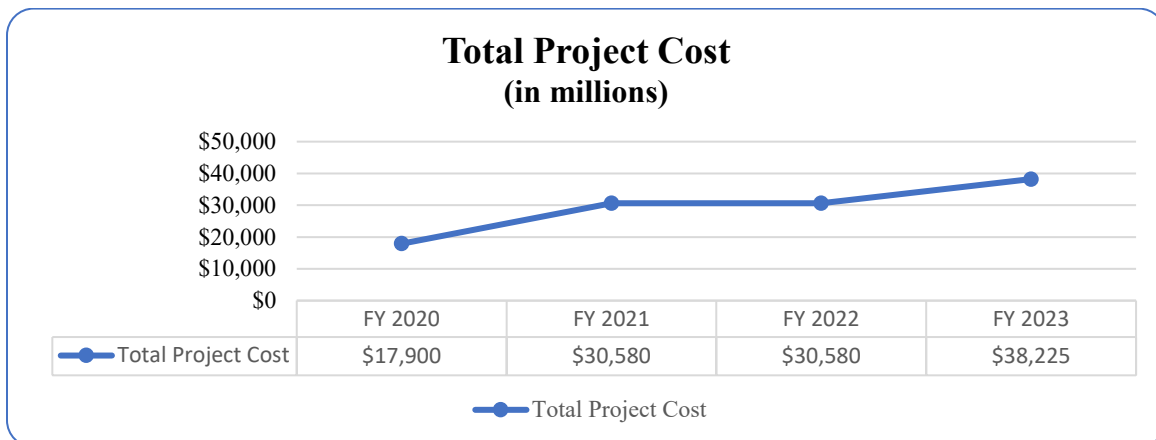
- No FY 2023 funding or expenditures.

FY 2023 – FY 2028 Expenditure Projection

Funding Projection						
FY 2023	FY 2024	FY 2025	FY 2026	FY 2027	FY 2028	Beyond 6 Years
\$0	\$0	\$0	\$0	\$0	\$0	\$38,225,000

Analysis of Total Project Cost

- No explanation for Total Project Cost increase provided in budget book.
- Current project funding: GO Bonds: \$19,227,000 & State: \$18,998,000



Bladensburg ES Addition

Expected Completion Date

- TBD
- Project delayed again until FY 2029 due to competing project priorities and debt affordability concerns.

FY 2023 Funding and Expenditures

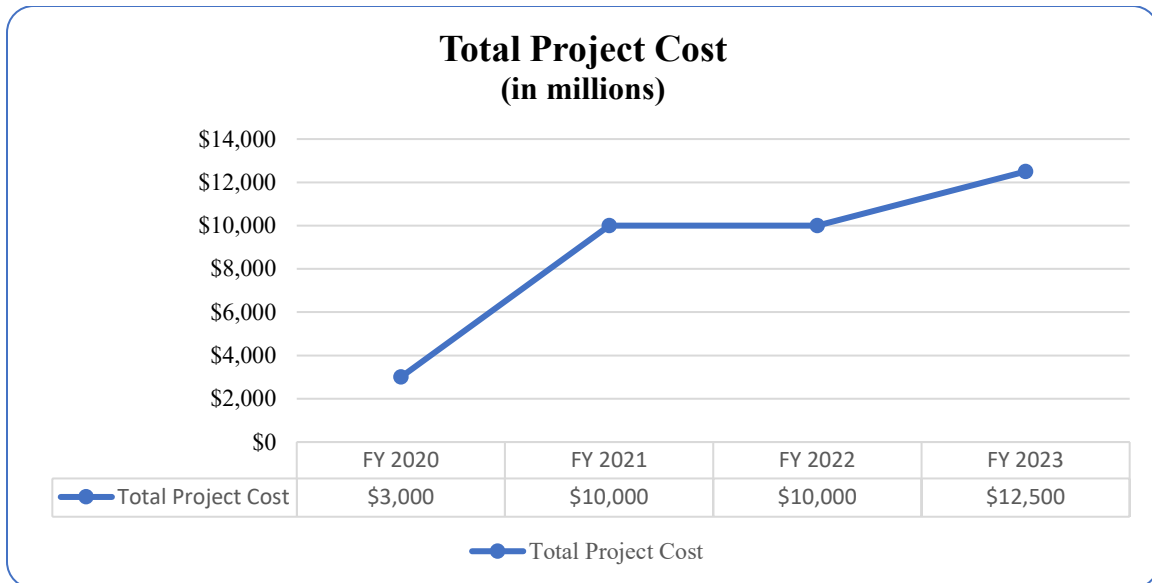
- No FY 2023 funding or expenditures.

FY 2023 – FY 2028 Expenditure Projection

Expenditure Projection						
FY 2023	FY 2024	FY 2025	FY 2026	FY 2027	FY 2028	Beyond 6 Years
\$0	\$0	\$0	\$0	\$0	\$0	\$12,500,000

Analysis of Total Project Cost

- No explanation for Total Project Cost increase provided in budget book.
- Current project funding: GO Bonds: \$6,213,000 & State: \$6,287,000



Bowie HS Annex Limited Renovation

Expected Completion Date

- FY 2022

FY 2023 Funding and Expenditures

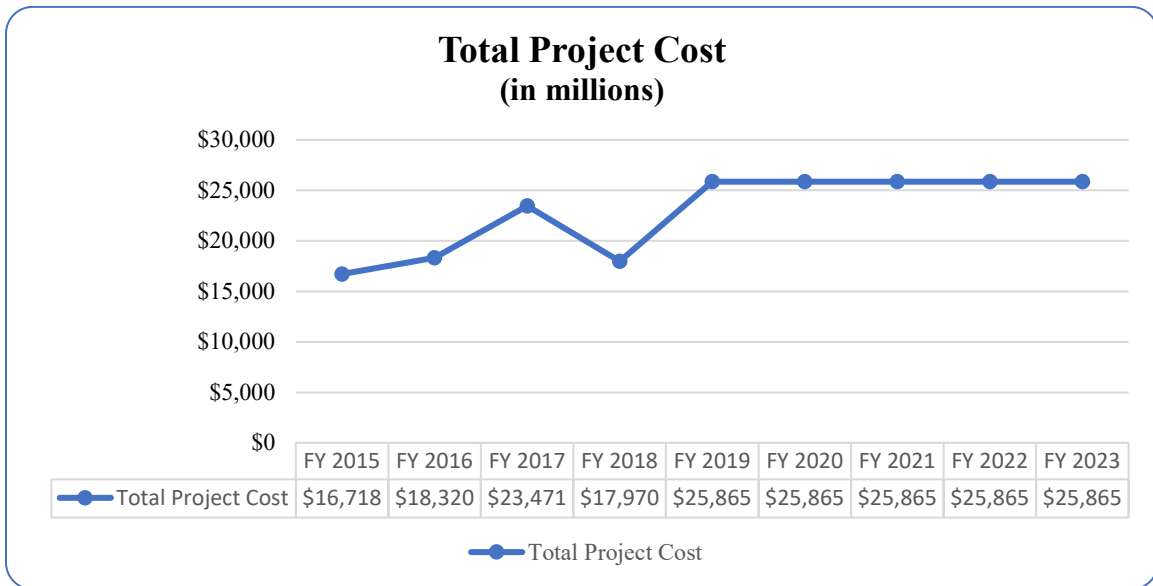
- No FY 2023 funding or expenditures.

FY 2023 – FY 2028 Expenditure Projection

Expenditure Projection						
FY 2023	FY 2024	FY 2025	FY 2026	FY 2027	FY 2028	Beyond 6 Years
\$0	\$0	\$0	\$0	\$0	\$0	\$0

Analysis of Total Project Cost

- Current project funding: GO Bonds: \$14,190,000 & State: \$11,675,000



C. Elizabeth Rieg Limited Renovation

Expected Completion Date

- FY 2022

FY 2023 Funding and Expenditures

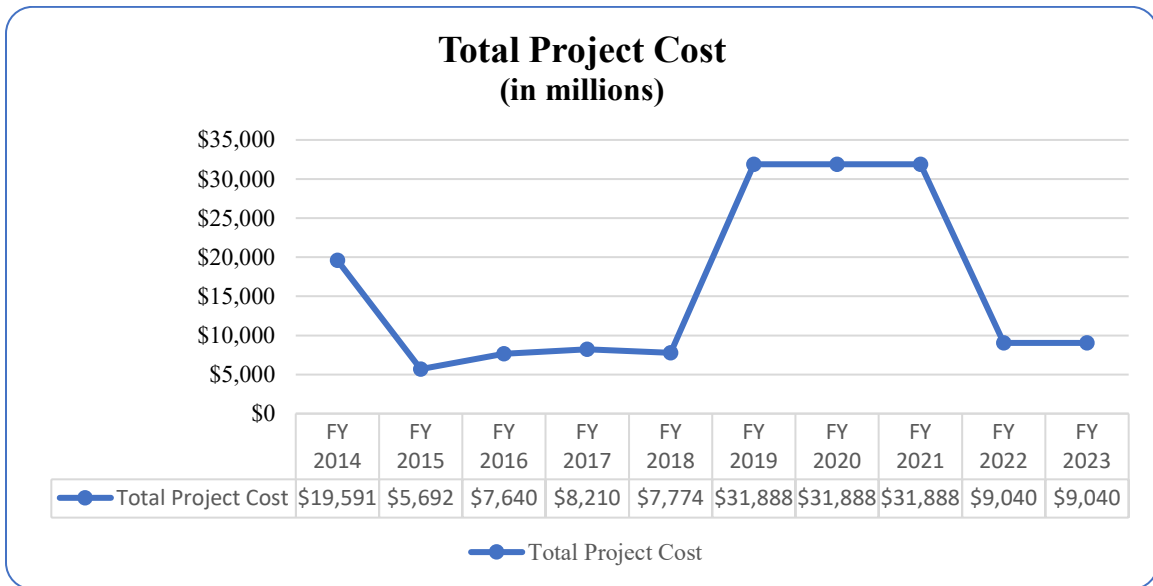
- No FY 2023 funding or expenditures.

FY 2023 – FY 2028 Expenditure Projection

Expenditure Projection						
FY 2023	FY 2024	FY 2025	FY 2026	FY 2027	FY 2028	Beyond 6 Years
\$0	\$0	\$0	\$0	\$0	\$0	\$0

Analysis of Total Project Cost

- Current project funding: GO Bonds: \$5,039,000 & State: \$4,001,000



Career and Technology (CTE) Southern Hub Freestanding Classrooms

Expected Completion Date

- TBD

FY 2023 Funding and Expenditures

- General Obligation Bonds: \$17,702,000

FY 2023 – FY 2028 Expenditure Projection

Expenditure Projection						
FY 2023	FY 2024	FY 2025	FY 2026	FY 2027	FY 2028	Beyond 6 Years
\$17,702,000	\$0	\$0	\$0	\$0	\$0	\$0

Cherokee Lane ES

Expected Completion Date

- FY 2022

FY 2023 Funding and Expenditures

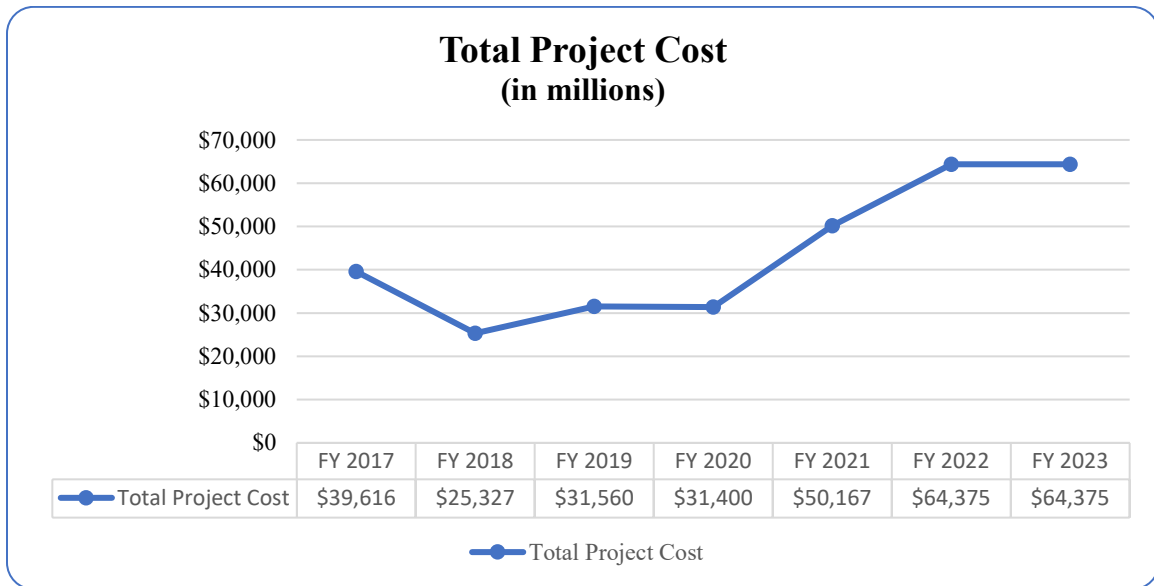
- No FY 2023 funding or expenditures.

FY 2023 – FY 2028 Expenditure Projection

Expenditure Projection						
FY 2023	FY 2024	FY 2025	FY 2026	FY 2027	FY 2028	Beyond 6 Years
\$0	\$0	\$0	\$0	\$0	\$0	\$0

Analysis of Total Project Cost

- Current project funding: GO Bonds: \$19,325,000, State: \$19,644,000, & Other: \$25,406,000



Cool Spring Judith Hoyer Modernization

Expected Completion Date

- Delayed to FY 2028, prior expected completion date: FY 2025.

FY 2023 Funding and Expenditures

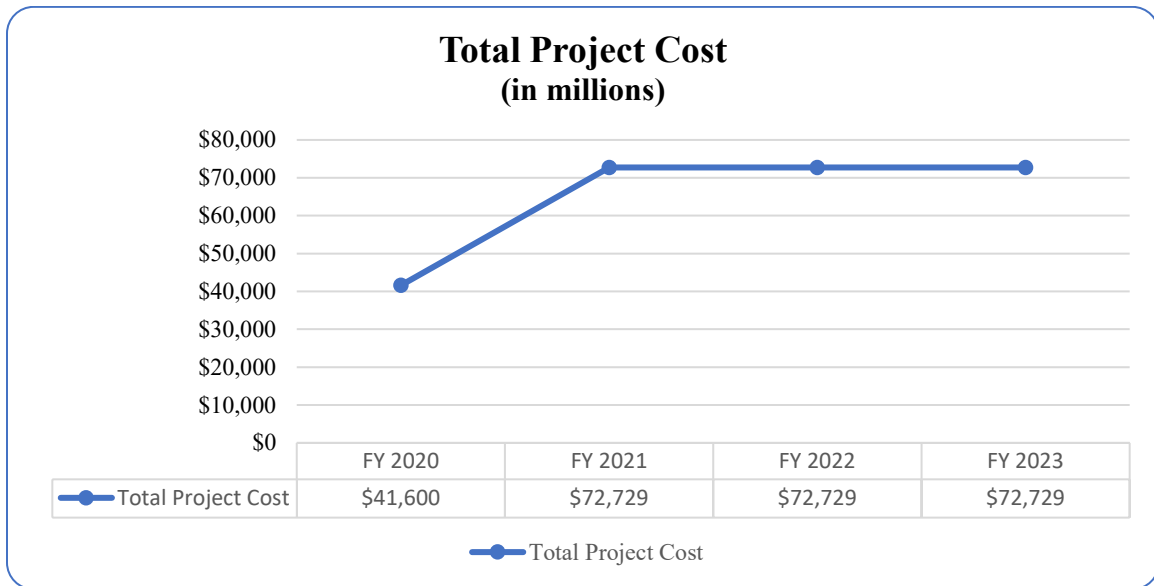
- No FY 2023 funding or expenditures.

FY 2023 – FY 2028 Expenditure Projection

Expenditure Projection						
FY 2023	FY 2024	FY 2025	FY 2026	FY 2027	FY 2028	Beyond 6 Years
\$0	\$16,302,000	\$9,215,000	\$19,886,000	\$14,918,000	\$7,588,000	\$0

Analysis of Total Project Cost

- Current project funding: GO Bonds: \$37,026,000 & State: \$35,703,000



Cooper Lane ES Addition

Expected Completion Date

- TBD
- Project delayed from FY 2027 to FY 2029 due to debt affordability concerns.

FY 2023 Funding and Expenditures

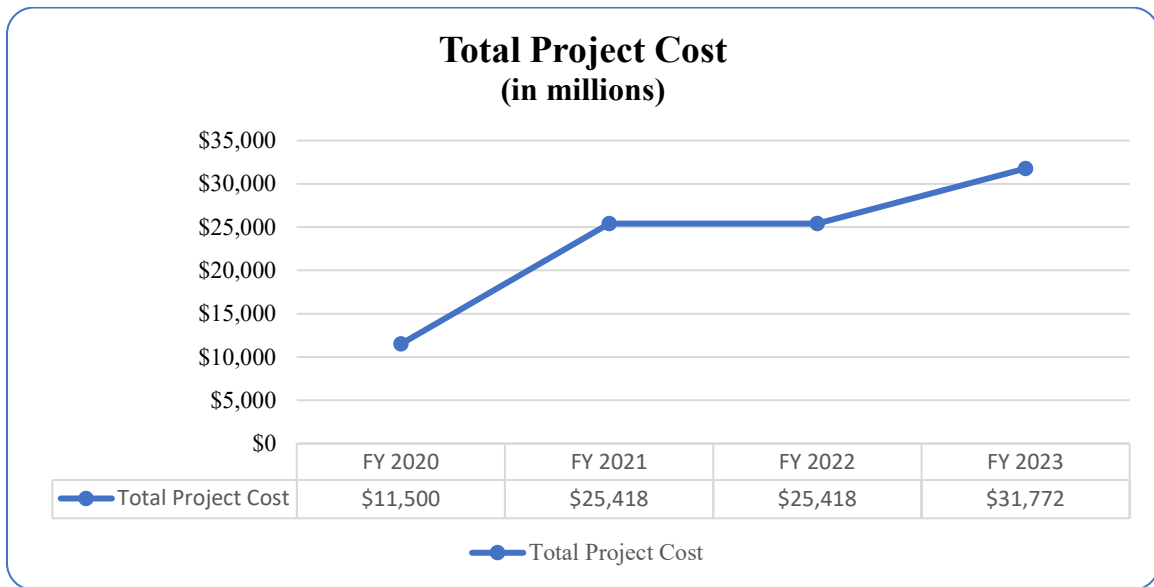
- No FY 2023 funding or expenditures.

FY 2023 – FY 2028 Expenditure Projection

Expenditure Projection						
FY 2023	FY 2024	FY 2025	FY 2026	FY 2027	FY 2028	Beyond 6 Years
\$0	\$0	\$0	\$0	\$0	\$0	\$31,772,000

Analysis of Total Project Cost

- No explanation for Total Project Cost increase provided in budget book.
- Current project funding: GO Bonds: \$15,981,000 & State: \$15,791,000



Fairmount Heights High School

Expected Completion Date

- FY 2022
- Temporary Occupancy received in FY 2017; however, financial closeouts expected in FY 2023.

FY 2023 Funding and Expenditures

- No FY 2023 funding or expenditures.

FY 2023 – FY 2028 Expenditure Projection

Expenditure Projection						
FY 2023	FY 2024	FY 2025	FY 2026	FY 2027	FY 2028	Beyond 6 Years
\$0	\$0	\$0	\$0	\$0	\$0	\$0

High Point HS SEI Renovation

Expected Completion Date

- TBD

FY 2023 Funding and Expenditures

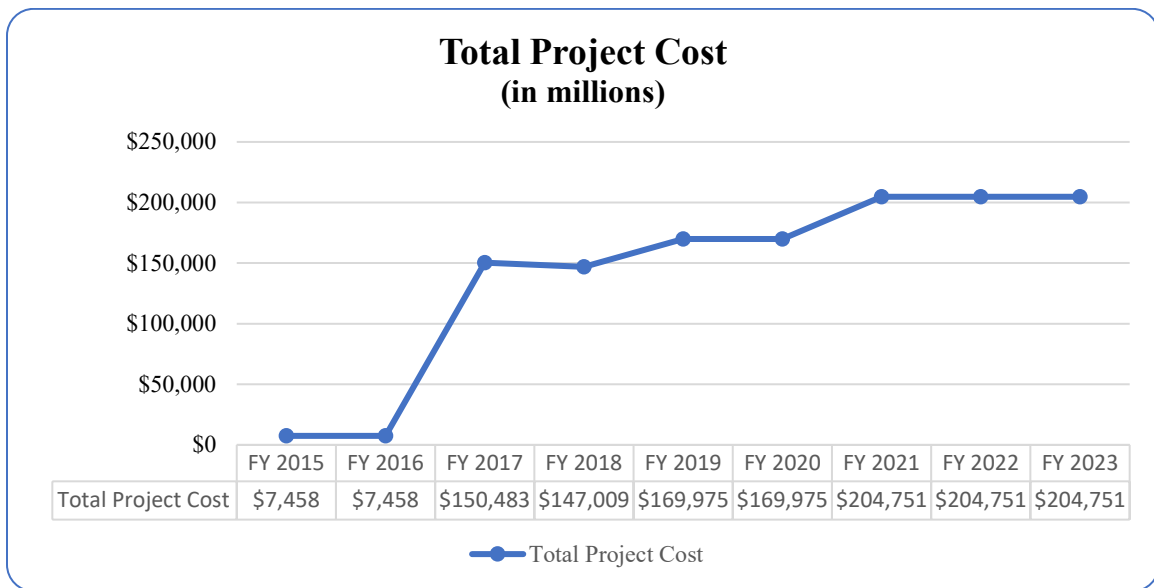
- No FY 2023 funding or expenditures.

FY 2023 – FY 2028 Expenditure Projection

Expenditure Projection						
FY 2023	FY 2024	FY 2025	FY 2026	FY 2027	FY 2028	Beyond 6 Years
\$0	\$0	\$4,200,000	\$26,729,000	\$36,902,000	\$36,902,000	\$92,018,000

Analysis of Total Project Cost

- Current project funding: GO Bonds: \$91,914,000 & State: \$112,837,000



International School at Langley Park

Expected Completion Date

- FY 2031
- Project delayed until FY 2028 from FY 2027 to address debt affordability concerns.

FY 2023 Funding and Expenditures

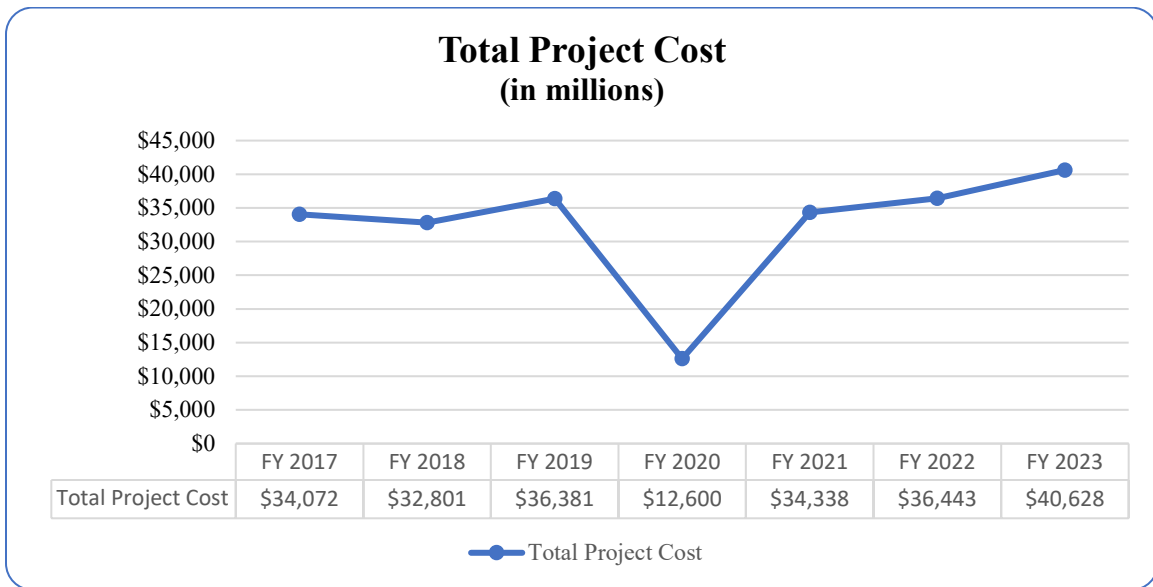
- No FY 2023 funding or expenditures.

FY 2023 – FY 2028 Expenditure Projection

Expenditure Projection						
FY 2023	FY 2024	FY 2025	FY 2026	FY 2027	FY 2028	Beyond 6 Years
\$0	\$0	\$0	\$0	\$0	\$37,628,000	\$0

Analysis of Total Project Cost

- No explanation for Total Project Cost increase provided in budget book.
- Current project funding: GO Bonds: \$20,855,000 & State: \$19,773,000



New Glenridge Area Middle School #2

Expected Completion Date

- FY 2024, accelerated from FY 2025.
- Project still delayed by eight (8) months and is now expected to achieve substantial completion by June 2024. Reasons for delays can be found at the top of the section and, according to the administration, generally apply to all major projects.

FY 2023 Funding and Expenditures

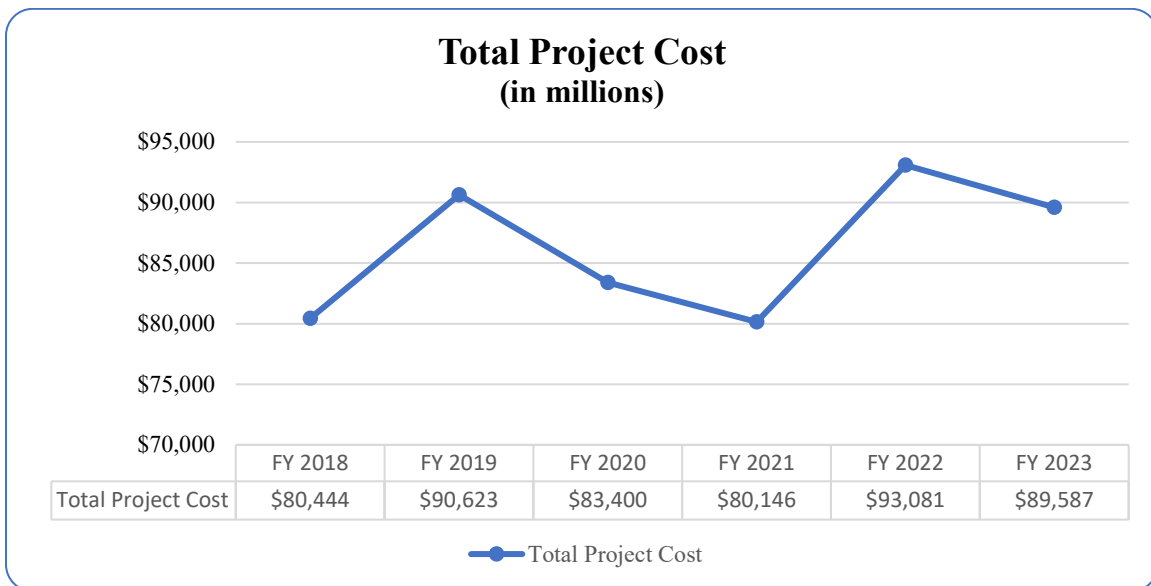
- General Obligation Bonds: \$ 10,000,000
- State Funding: \$ 1,048,000

FY 2023 – FY 2028 Expenditure Projection

Expenditure Projection						
FY 2023	FY 2024	FY 2025	FY 2026	FY 2027	FY 2028	Beyond 6 Years
\$11,048,000	\$3,851,000	\$0	\$0	\$0	\$0	\$0

Analysis of Total Project Cost

- No explanation for Total Project Cost decrease provided in budget book.
- Current project funding: GO Bonds: \$47,734,000 & State: \$41,853,000



New Northern Adelphi Area HS

Expected Completion Date

- FY 2026

FY 2023 Funding and Expenditures

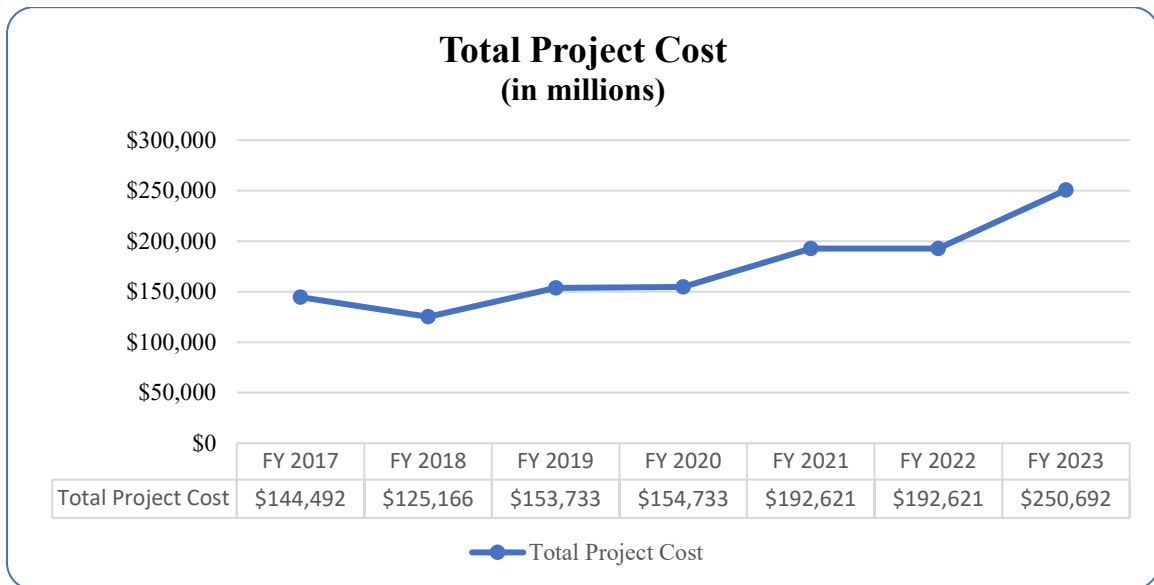
- No FY 2023 funding or expenditures.

FY 2023 – FY 2028 Expenditure Projection

Expenditure Projection						
FY 2023	FY 2024	FY 2025	FY 2026	FY 2027	FY 2028	Beyond 6 Years
\$0	\$38,082,000	\$43,837,000	\$46,214,000	\$58,832,000	\$52,727,000	\$0

Analysis of Total Project Cost

- Total Project Cost increase due to projected construction and site costs based on early cost estimates and increased square footage to accommodate all requested CTE and other educational programming.
- Current project funding: GO Bonds: \$127,383,000 & State: \$123,309,000



Stephen Decatur MS SEI Renovation

Expected Completion Date

- FY 2022

FY 2023 Funding and Expenditures

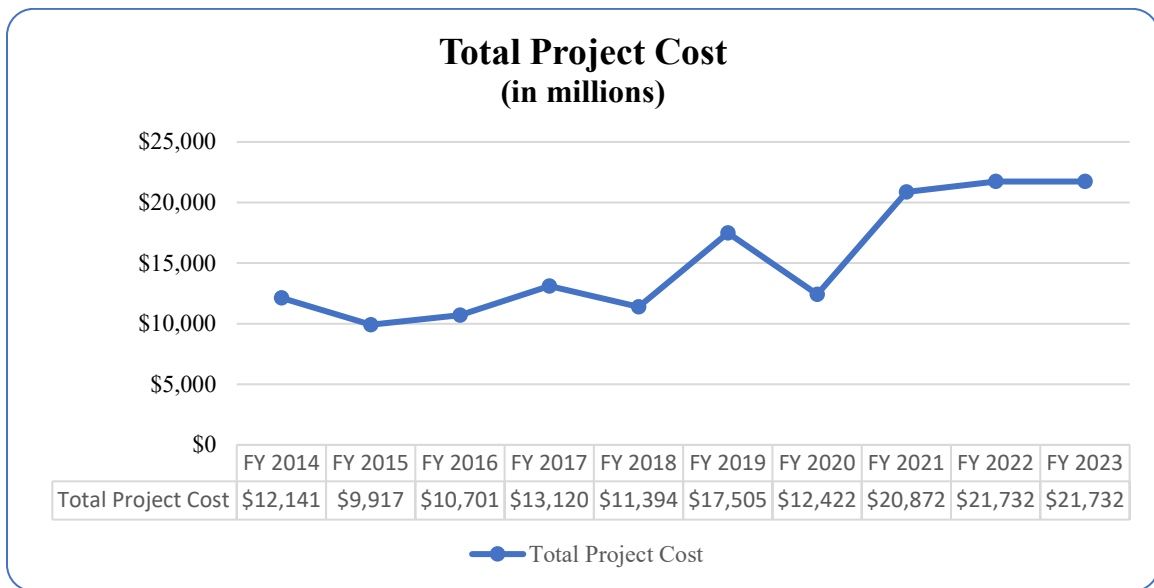
- No FY 2023 funding or expenditures.

FY 2023 – FY 2028 Expenditure Projection

Expenditure Projection						
FY 2023	FY 2024	FY 2025	FY 2026	FY 2027	FY 2028	Beyond 6 Years
\$0	\$0	\$0	\$0	\$0	\$0	\$0

Analysis of Total Project Cost

- Current project funding: GO Bonds: \$12,888,000 & State: \$8,844,000



Suitland Annex Replacement

Expected Completion Date

- FY 2027

FY 2023 Funding and Expenditures

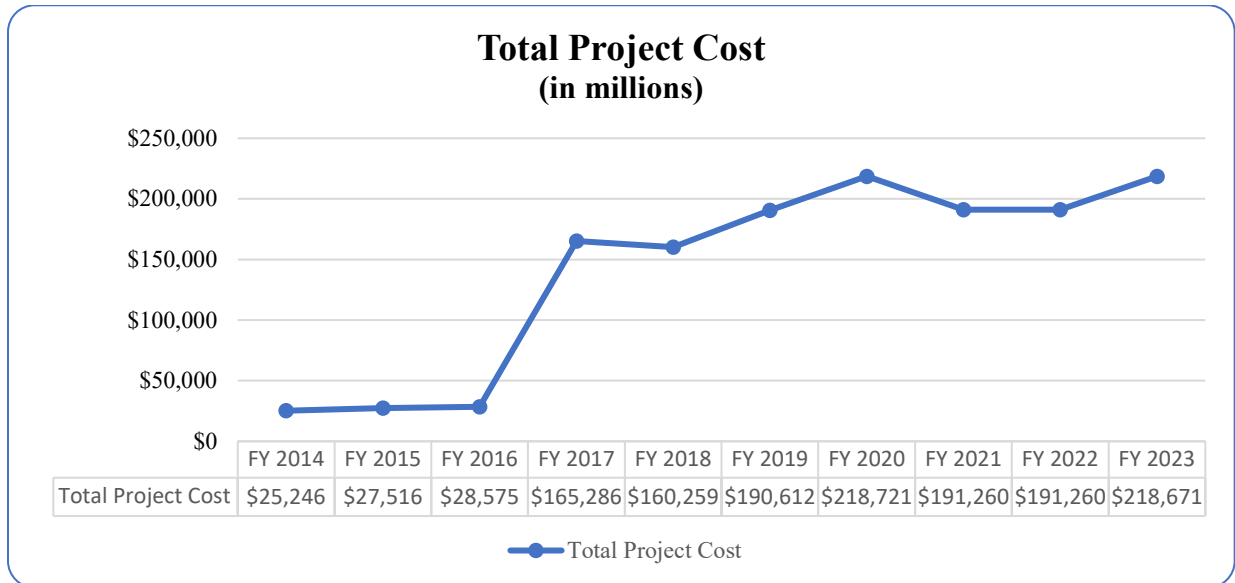
- General Obligation Bonds: \$29,904,000
- State \$27,411,000

FY 2023 – FY 2028 Expenditure Projection

Expenditure Projection						
FY 2023	FY 2024	FY 2025	FY 2026	FY 2027	FY 2028	Beyond 6 Years
\$57,315,000	\$25,940,000	\$61,778,000	\$34,524,000	\$23,015,000	\$0	\$0

Analysis of Total Project Cost

- Total Project Cost increase to reflect additional State support in FY 2023. No explanation as to what the additional funds will be used for.
- Current project funding: GO Bonds: \$104,083,000 & State: \$114,588,000



Tulip Grove ES Replacement

Expected Completion Date

- TBD
- Construction and fiscal closeout projected for FY 2022.

FY 2023 Funding and Expenditures

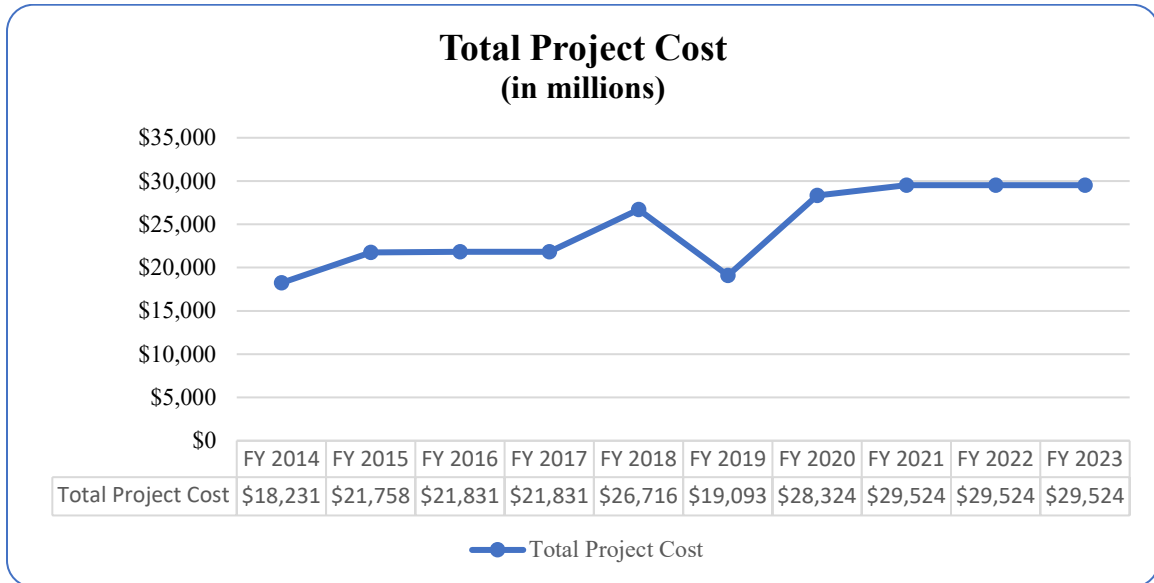
- No FY 2023 funding or expenditures.

FY 2023 – FY 2028 Expenditure Projection

Expenditure Projection						
FY 2023	FY 2024	FY 2025	FY 2026	FY 2027	FY 2028	Beyond 6 Years
\$0	\$0	\$0	\$0	\$0	\$0	\$0

Analysis of Total Project Cost

- Current project funding: GO Bonds: \$18,995,000, State: \$5,082,000, & Other: \$5,447,000.



William Schmidt Educational Center

Expected Completion Date

- FY 2024
- Delayed by one (1) year; anticipated substantial completion by November 2024.

FY 2023 Funding and Expenditures

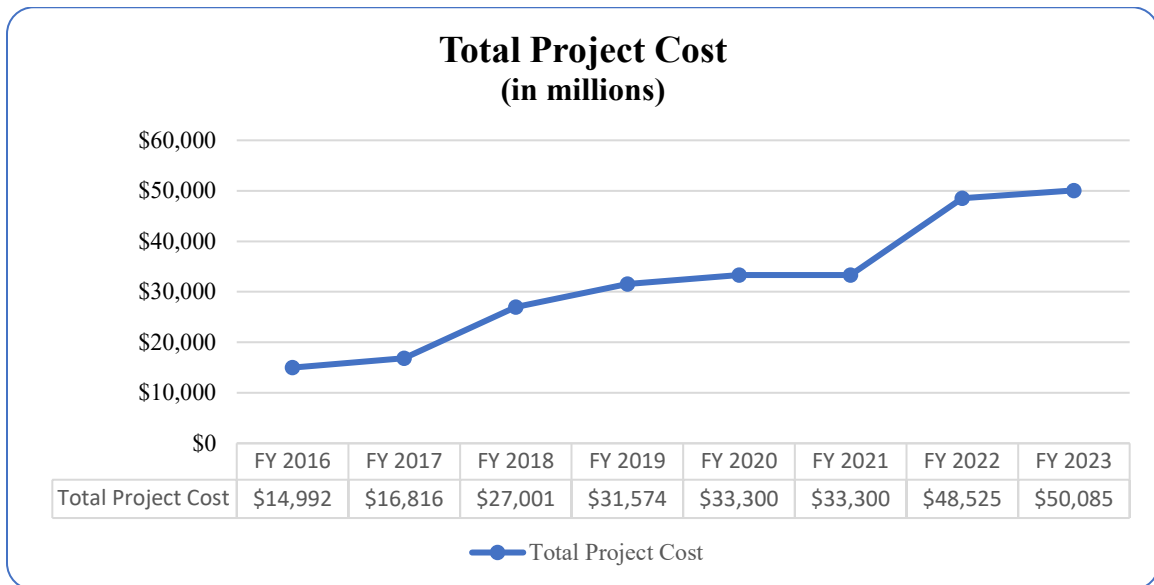
- General Obligation Bonds: \$7,109,000

FY 2023 – FY 2028 Expenditure Projection

Expenditure Projection						
FY 2023	FY 2024	FY 2025	FY 2026	FY 2027	FY 2028	Beyond 6 Years
\$7,109,000	\$12,636,000	\$0	\$0	\$0	\$0	\$0

Analysis of Total Project Cost

- Total Project Cost increase due to additional scope of work regarding new entrance driveways, onsite septic and well systems, in addition to escalations based on a cost per square foot.
- Current project funding: GO Bonds: \$31,048,000 & State: \$19,037,000



William Wirt MS SEI Renovation

Expected Completion Date

- TBD, delayed from FY 2024 in prior year budget.
- Delayed by seven (7) months and is anticipated to achieve substantial completion by February 2024.

FY 2023 Funding and Expenditures

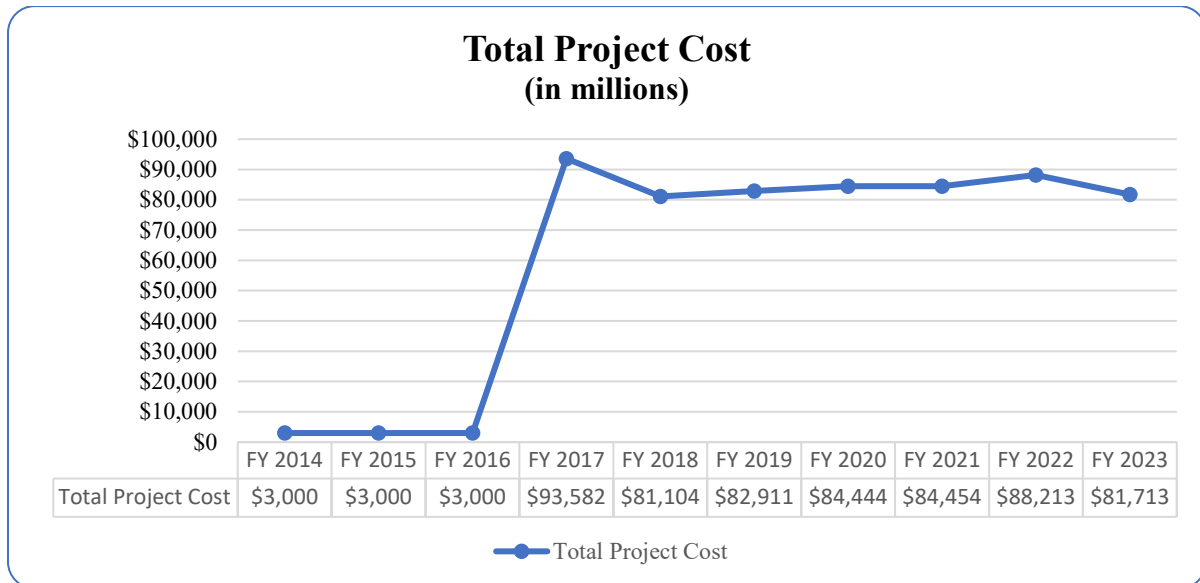
- General Obligation Bonds: \$6,935,000
- State Funding: \$811,000

FY 2023 – FY 2028 Expenditure Projection

Expenditure Projection						
FY 2023	FY 2024	FY 2025	FY 2026	FY 2027	FY 2028	Beyond 6 Years
\$7,746,000	\$0	\$0	\$0	\$0	\$0	\$0

Analysis of Total Project Cost

- No explanation for Total Project Cost decrease provided in budget book.
- Current project funding: GO Bonds: \$39,197,000 & State: \$42,516,000



Alternative Construction Financing (ACF)

- The Alternative Construction Financing (ACF) category includes \$22,200,000 in the Capital Budget along with \$15,000,000 in the Operating Budget for a total FY 2023 County funding of \$37,200,000.
- Total Project cost increased by \$7,200,000 to \$461,200,000 in the Proposed FY 2023 – FY 2028 CIP; however, the School System notes that there have been no cost increases or decreases.
- The projects have not seen any delays on the project, to date and the schools are scheduled for delivery in mid-Summer 2023.
- PGCPs estimates program-wide savings of \$235.9 million due to deferred maintenance savings.
- The following schools are slated for the first group of ACF construction:
 - Adelphi Area Middle School
 - Walker Mill MS
 - Kenmoor Area Middle School
 - Drew Freeman MS
 - Hyattsville MS
 - Potomac Area K-8

Staged Renovation Projects

- New category created from the amalgamation of five prior categories (Core Enhancements, Future Ready Teaching and Learning, Healthy Schools, Safe Passages to School, and Secure Accessible Facilities Entrances).
- Category includes funding for summer projects in five stages, but flexible enough to allow work to continue during the regular school year, depending on the size of the facility.
- FY 2023 Proposed Expenditures: \$5,400,000.
 - Funding includes \$5,400,000 from GO Bonds.
- FY 2023 projects planned at Benjamin Stoddert MS, Longfield ES, Calverton ES, Berwyn Heights ES, Thomas Johnson MS, and Benjamin Tasker MS.

HVAC Upgrades

- Category includes funding for air conditioning and heating upgrades in classrooms, multi-purpose rooms, and other instructional rooms.
- FY 2023 Proposed Expenditures: \$4,405,000.
 - Funding includes \$4,405,000 from GO Bonds.
- The following facilities are scheduled for HVAC upgrades in FY 2023:
 - Robert Gray ES, Benjamin Foulis ES, Thomas Claggett Administration, Bladensburg ES, Samuel Ogle MS, Gaywood ES, Princeton ES, Parkdale HS Annex, Arrowhead ES, and Oxon Hill Staff Dev.

Compliance Mandate Projects

ADA Upgrades

- Category includes funding for Americans with Disabilities Act (ADA) building upgrades to comply with current code.
- FY 2023 Proposed Expenditures: \$1,000,000.
 - Funding includes \$1,000,000 from GO Bonds.
- The following facilities are scheduled for ADA upgrades in FY 2023:
 - Edgar A. Poe, Potomac HS, and Stephen Decatur MS.

Asbestos Ceiling Tile Replacement

- Category includes funding for the abatement and replacement of asbestos ceiling tiles.
- FY 2023 Proposed Expenditures: \$800,000.
 - Funding includes \$800,000 from GO Bonds.
- PGCPs notes that there are no risk factors for asbestos and exposure is contained during construction and maintenance repairs.
- The following facilities are scheduled for Asbestos Ceiling Tile Replacement in FY 2023:
 - James Harrison ES, North Forestville ES, and Brandywine ES.

Buried Fuel Tank Replacement

- Category includes funding for replacing buried heating and motor fuel tanks that are leaking or have deteriorated past the point of repair.
- FY 2023 Proposed Expenditures: \$500,000.
 - Funding includes \$500,000 from GO Bonds.
 - The cost per tank is estimated at \$100,000.
- Of the 263 current buried fuel tanks in operation, approximately 130 are over 20 years old and several of them show evidence of leaks.
- The following facility is scheduled for fuel tank replacements in FY 2023:
 - Surrattsville Bus Lot.

CFC Control and A/C Modernization

- Category includes funding to retrofit or replace aging air-conditioning equipment to eliminate the use of chlorofluorocarbons (CFC) based refrigerants.
- No funding or expenditures are proposed for FY 2023

- The category will be combined with “HVAC Upgrades” once current projects are completed.

Code Corrections

- Category includes funding for updating existing school buildings to meet current county, state, and federal building codes. Priority is given to fire hydrant line extensions.
- FY 2023 Proposed Expenditures: \$1,050,000.
 - Funding includes \$850,000 from GO Bonds and \$200,000 in the “Other” category from VLT funds earmarked to replace the fire alarm and hydrant system at Apple Grove ES.
- The following facilities are scheduled for fire alarm system replacements in FY 2023:
 - Calverton ES, James McHenry ES, Gaywood ES, Kenmoor MS, Clinton Grove ES, Croom Vocational HS, and Apple Grove ES.
- The following schools are scheduled for replacements of all exterior lights with LED in FY 2023:
 - Duval HS and Bowie HS.

Lead Remediation

- Category includes funding to remediate possible lead from drinking water to meet EPA standards.
- FY 2023 Proposed Expenditures: \$100,000.
 - Funding includes \$100,000 from GO Bonds.
- PGCPS notes that there are no risk factors for lead in the water as facilities have received new filters and drinking fountains are tested and placed out of service if legal limits are exceeded.
- PGCPS has unused funds in this category dating back to fiscal years prior to FY 2020.
 - FY 2020 and prior carryforward funds will be used for the Healthy Schools Facility Funds.
 - FY 2021 funds awaits realignment of \$400,000 to Playgrounds, the \$100,000 balance will be used to replace plumbing fixtures at Laurel HS.
 - FY 2022 funds of \$100,000 will be used to replace plumbing fixtures at Forestville HS.
 - FY 2023 funds of \$100,000 will be held until all pricing is received for above projects.
- The School System notes that the Building Services Department and/or the Environmental Safety Office are *likely* looking into the possibility of federal funding for remediation and abatement projects, but the Capital Programs team has not been involved.
- No projects were listed as scheduled for lead remediation in FY 2023.

Miscellaneous County-Wide Initiatives

Central Garage/Transportation Department

- Category includes funding to improve bus and vehicle service areas at several locations.

- The four (4) bus lot facilities replaced under the category are: Mullikin, Greenbelt, Douglas, and Laurel.
- FY 2023 Proposed Expenditures: \$2,000,000.
 - Funding includes \$2,000,000 from GO Bonds.

Kitchen and Food Services

- Category includes funding for capital improvements to the food service facilities and equipment.
- FY 2023 Proposed Expenditures: \$2,000,000.
 - Funding includes \$2,000,000 from GO Bonds.
- The following facilities are scheduled for improvements in FY 2023:
 - Benjamin Stoddert MS, William Paca ES, Seat Pleasant ES, and Capital Heights ES.

Land Acquisition

- Category includes funding for the acquisition of private property and the implementation of infrastructure such as roads and access improvements.
- FY 2023 Proposed Expenditures: \$790,000.
 - Funding includes \$790,000 from GO Bonds.
- FY 2023 funding is for the design for Accokeek Academy.
- Eugene Burroughs MS road improvements are underway with construction estimates pending. The rest of the funding includes Buck Lodge MS parking site and parking lot improvements and the Accokeek Academy balance of funding for Livingston Road extension.

Major Repairs

- Category includes funding for repairs and replacement of bleachers, lockers, flooring, boilers, electrical systems, energy projects, environmental issues, painting, structural systems, emergency repairs, and expenses associated with meeting federally-mandated regulations.
- FY 2023 Proposed Expenditures: \$8,701,000.
 - Funding includes \$5,500,000 from GO Bonds and \$3,201,000 from VLT funds in the “Other” category earmarked for the following projects:
 - Oxon Hill MS – window replacement (\$2,500,000)
 - John Hanson Montessori – corridor and locker room replacement (\$315,900)
 - John Hanson Montessori – interior painting (\$80,000)
 - Potomac Landing ES – interior painting (\$65,000)
 - Tayac ES – bathroom partition replacement
 - Contingency repairs (\$194,700).
- The following improvements are scheduled for FY 2023:
 - Martin Luther King MS – replace dance floor
 - Parkdale HS – replace dance floor

- Bowie HS – replace dance floor
- High Point HS – replace dance floor
- G. Gardner Shugart MS – interior painting
- High Bridge ES – interior painting
- James Harrison ES – interior painting
- John Hanson Mont – interior painting
- Potomac Landing ES – interior painting
- Springhill Lake ES – interior painting
- Thomas Stone ES – interior painting
- Thomas Clagget Teacher – replace existing generator
- Friendly HS – upgrade auditorium existing lighting to LED
- Gwynn Park MS – replace exterior doors
- Friendly HS – bathroom partition replacement
- James R. Randall ES – bathroom partition replacement
- Tayac ES – bathroom partition replacement
- Oxon Hill MS – bathroom partition replacement
- Benjamin Tasker MS – bathroom partition replacement
- Bowie HS – corridor/locker room locker replacement
- Forestville HS – corridor/locker room locker replacement
- James Madison MS – corridor/locker room locker replacement
- Dwight D Eisenhower MS – corridor/locker room locker replacement
- Thomas Johnson MS – gym reno project
- Crossland HS – gym reno project
- High Point HS – safety issue – rigging
- Brandywine ES – stage flooring/curtains/lighting
- Northwestern – stage flooring only
- Judith P Hoyer @ Cool Springs – window/storefront/doors replacement
- Oxon Hill MS – window replacement
- James Madison MS – structural repair
- Eleanor Roosevelt HS – tennis court upgrade (4)
- Emergency repairs at various schools.

Open Space Pods

- Category includes funding to convert large, open space pod classrooms in existing schools to traditional, closed classrooms for fewer students to include replacing movable walls with permanent, soundproof walls.
- No funding or expenditures are proposed for FY 2023.
- Category has a shortfall of \$2,000,000 financial closeouts. The administration notes that, if necessary, a reallocation of funds may occur to close out the projects.

Parking Lots/Driveways

- Category includes funding for additional entrances/exit drives, vehicle turnarounds, bus waiting areas, sidewalks, and parent drop-off/pick-up areas.
- FY 2023 Proposed Expenditures: \$1,500,000.

- Funding includes \$1,500,000 from GO Bonds.
- The following facilities are scheduled for improvements in FY 2023:
 - Magnolia ES, Oaklands ES, Parkdale HS, Dwight D. Eisenhower, Forestville Bus Lot, Cooper Lane ES, James Ryder Randall ES.

Planning & Design

- Category includes funding for preliminary planning and design for future capital projects for renovations, modernizations, or systemic projects. Funding supports feasibility studies, preliminary design for staged renovations, roofs, and other systemic projects.
- FY 2023 Proposed Expenditures: \$1,000,000.
 - Funding includes \$1,000,000 from GO Bonds.
- No projects were listed for the FY 2023 allocation.

Playground Equipment

- Category includes funding to replace existing, outdated playground equipment and upgrade existing playing fields.
- FY 2023 Proposed Expenditures: \$1,000,000.
 - Funding includes \$1,000,000 from GO Bonds.
- The following facilities are scheduled for improvements in FY 2023:
 - Arrowhead ES, Concord ES, Rose Valley ES, and Patuxent ES.

Roof Replacements

- Category includes funding to design and construction of 5-10 facility roofs each year to supplement the number of roofs to be replaced through prioritized school modernization projects.
 - The school system will need to replace around 10 roofs per year to maintain the inventory.
- FY 2023 Proposed Expenditures: \$4,000,000
 - Funding includes \$4,000,000 from GO Bonds.
- The following facilities are scheduled for improvements in FY 2023:
 - Lewisdale ES, Hillcrest Heights ES., and James Madison MS.

Secondary School Reform (SSR)

- Category includes funding to expand classrooms to accommodate classes with smaller than a 25:1 ratio to expand AP and IB programs in schools.
- No funding or expenditures are proposed for FY 2023.

Security Upgrades

- Category includes funding for security camera and other infrastructure to curb theft, vandalism, break-ins, and overall security.
- FY 2023 Proposed Expenditures: \$2,500,000
 - Funding includes \$2,500,000 from GO Bonds.
- The following facilities are scheduled for improvements in FY 2023:
 - Installing 35 interior and 15 exterior IP cameras: Adelphi ES, Allenwood ES, High Bridge ES, Hillcrest ES, Langley Park ES, Nicholas Orem MS, Oxon Hill MS, and Thomas Pullen MS.
 - Installing 75 interior and 25 exterior IP cameras: Eleanor Roosevelt HS, and Largo HS.

Stadium Upgrades

- Category includes funding for upgrades to high school exterior athletic areas including turf fields, bleachers, press boxes, lighting, restrooms, and running tracks.
- FY 2023 Proposed Expenditures: \$2,000,000
 - Funding includes \$2,000,000 from GO Bonds.
- The following school is scheduled for improvements in FY 2023:
 - Crossland HS: exterior bleachers, press box, turf field, lighting, and running track.

Stand-Alone Classrooms

- Category includes funding for acquisition and siting of temporary relocatable classrooms to replace the existing inventory.
- FY 2023 Proposed Expenditures: \$5,000,000
 - Funding includes \$5,000,000 from GO Bonds.
- PGcps has over 400 relocatable classrooms
- FY 2023 projects planned at Beltsville Academy and Kettering MS.

Systemic Replacements 2

- Category provides matching County funds for approved State-funded projects that replace old and failing mechanical, electrical, building envelope, and structural systems.
 - Over 100 buildings are in current need of major component or system replacements (roofs, boilers, elevators, energy, and fuel systems). Projects are prioritized based on physical inspections, repair histories, age, and type of building system.
- FY 2023 Proposed Expenditures: \$30,100,000
 - Funding includes \$8,127,000 GO Bonds and \$21,973,000 from the State.

- FY 2023 funding supports systemic replacements in H. Winship Wheatley ECC HVAC Replacement, Charles H. Flowers HS roof replacement, and Phyllis E. Williams ES HVAC replacement.
- Category has a shortfall of \$5,000,000 for financial closeouts. The administration notes that, if necessary, a reallocation of funds may occur to close out the projects.

Miscellaneous State-Funded Projects

Aging Schools Program (ASP)

- Category includes funding to address the needs of aging school buildings. Funds support projects with at least a 15-year anticipated lifespan.
- FY 2023 Proposed Expenditures: \$1,000,000.
 - Funding includes \$1,000,000 from State funds.

Forward Funded Projects

- Category provides State reimbursement of County funds used to construct eligible school construction projects for which State funds have not yet been allocated.
- No funding or expenditures are proposed for FY 2023.

Prior CIP Project Completion Status

- As of February 2022, out of 763 active projects, 316, or 41%, of all active projects are currently in a “Final Completion” (closeout approval requested) status and 181, or 24%, are in a “Substantially Complete” status.
- The chart and graph below show the projects, substantially completed before February 2022, which are awaiting financial closeouts.

Fiscal Year	Number of Projects
FY 2014	3
FY 2015	12
FY 2016	21
FY 2017	19
FY 2018	23
FY 2019	27
FY 2020	17
FY 2021	54
FY 2022	3
Total	179 Projects

