



Transformation 2026

Equity and Excellence

FY 2025 Board of Education
Requested Operating Budget

*Prince George's County Council
Education and Workforce Development
Committee*

April 22, 2024

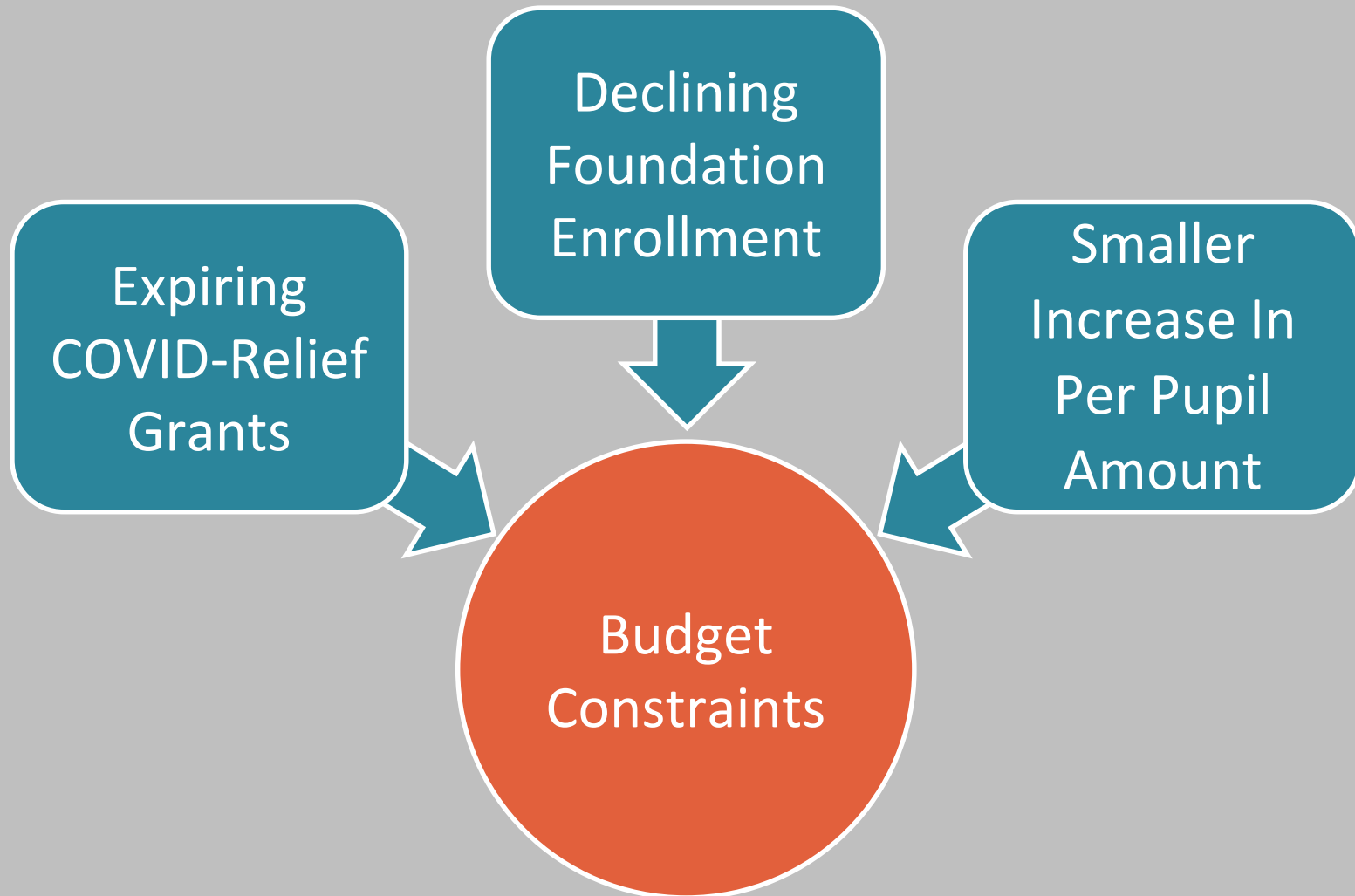




FY 2025 Baseline Revenue

Unrestricted Revenue Sources

FY 2025 Unrestricted Budget Impacts



FY25 COVID-Relief Impact

Funding Considerations for Ongoing Support

Student
Technology

Summer
School /
Learning
Loss

Academic
Interventions

Online
Campus

Mental
Health
Supports

Maintenance
& Repairs

Eligible K-12 Enrollment

Total Enrollment

130,580 127,505 124,362 124,661 125,423

FARMS

78,361 67,232 62,116 85,156 85,174

English Learners

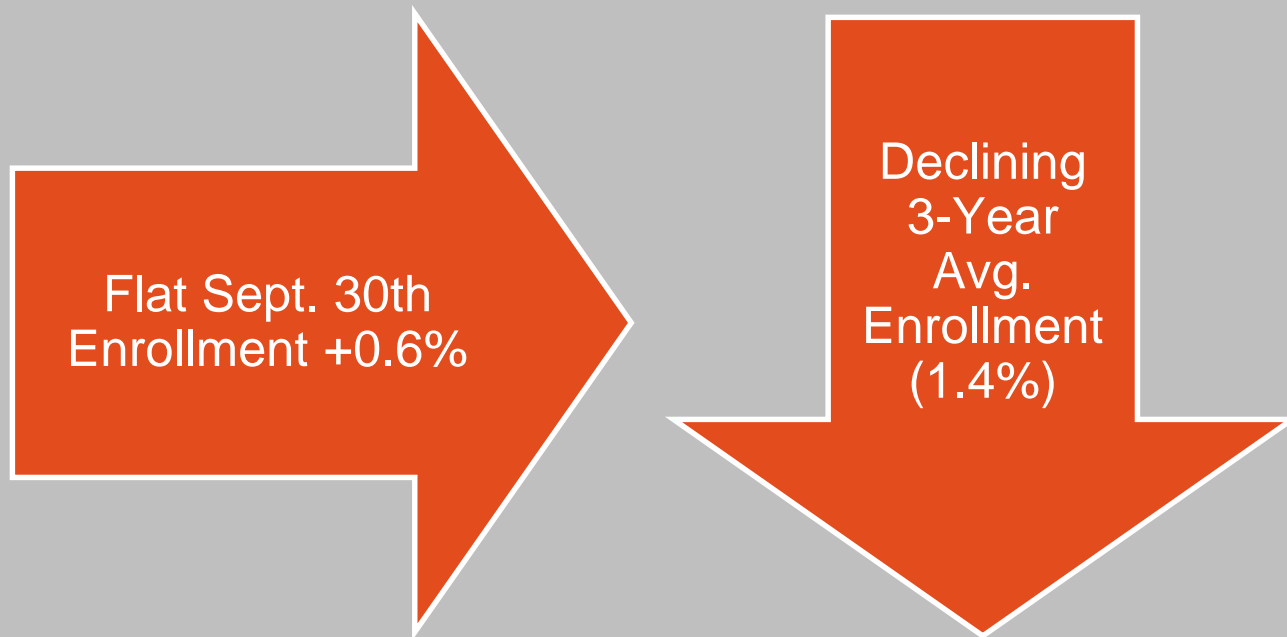
29,625 27,478 29,919 31,911 33,121

Special Education

15,444 15,174 14,161 14,436 14,926

FY 2021 **FY 2022** **FY 2023** **FY 2024** **FY 2025**

FY 2025 Foundation Enrollment Impact



Foundation Enrollment declining (0.9%)
Greater of Sept. 30th or 3-year average

FY 2025 Per Pupil Amount Change



	Foundation	Compensatory Education	English Language Learners	Special Education
FY 2022	0.80%	0.80%	0.80%	0.81%
FY 2023	12.45%	3.18%	13.59%	30.68%
FY 2024	4.00%	1.66%	4.00%	11.25%
FY 2025	1.70%	0.53%	3.74%	9.43%
FY 2026	4.97%	3.74%	0.85%	9.22%
FY 2027	5.48%	-0.71%	1.18%	14.70%
FY 2028	4.17%	1.57%	1.96%	13.47%

Smaller increase than prior years

FY 2025 Unrestricted Operating Revenue

Projections based Governor's Budget released January 17th
and Preliminary State Aid Calculations from MSDE

Funding Program	FY25 REQUESTED			
	FY24 Approved	(MSDE JAN 19TH Prelim)	PY Change \$	PY Change %
Foundation	1,093,508,988	1,102,342,747	8,833,759	0.8%
Compensatory Education	640,287,964	643,830,266	3,542,302	0.6%
English Learner	275,774,862	296,929,765	21,154,903	7.7%
Special Education	114,780,636	129,871,126	15,090,490	13.1%
Comparable Wage Index	69,120,703	69,679,085	558,382	0.8%
Prekindergarten	44,173,140	50,184,079	6,010,939	13.6%
Other Major State Aid *	99,048,746	96,873,224	(2,175,522)	-2.2%
Major State Aid Funding (State & County Share)	2,336,695,039	2,389,710,292	53,015,252	2.3%
Other Board, County & Federal Sources	61,344,869	66,855,764	5,510,895	9.0%
Use of Fund Balance	70,000,000	120,000,000	50,000,000	71.4%
Total Unrestricted Revenue	2,468,039,908	2,576,566,056	108,526,147	4.4%

* Other Major State Aid includes Transportation, Non-Public placements for Students with Disabilities, Blueprint Transition Grant funding and Out-of-County Living arrangements.

FY 2025 Total Operating Revenue

Projections based Governor's Budget released January 17th
and Preliminary State Aid Calculations from MSDE

Funding Source - Unrestricted	FY25 REQUESTED			
	FY24 Approved	(MSDE JAN 19TH Prelim)	PY Change \$	PY Change %
State	1,467,425,072	1,487,999,331	20,574,259	1.4%
County	921,031,726	958,983,615	37,951,888	4.1%
Board	9,484,970	9,484,970	-	0.0%
Federal	98,140	98,140	-	0.0%
PY Fund Balance	70,000,000	120,000,000	50,000,000	71.4%
Total Unrestricted Revenues	2,468,039,908	2,576,566,056	108,526,147	4.4%

Funding Source - Restricted	FY25 REQUESTED			
	FY24 Approved	(MSDE JAN 19TH Prelim)	PY Change \$	PY Change %
State	87,632,422	120,882,301	33,249,879	37.9%
County	22,023,074	14,497,861	(7,525,213)	-34.2%
Board	1,871,082	3,825,796	1,954,714	104.5%
Federal	231,639,995	145,342,187	(86,297,808)	-37.3%
Total Restricted Revenues	343,166,573	284,548,145	(58,618,428)	-17.1%

Total Revenues	2,811,206,481	2,861,114,201	49,907,719	1.8%
-----------------------	----------------------	----------------------	-------------------	-------------



FY 2025 Baseline Expenditures

Salary Improvements & New Requirements

Baseline Unrestricted Operating Expenditures

Unrestricted Budget Change	\$ Change
Projected Unrestricted Revenue	\$ 108,526,147
Mandatory Costs	
Employee Compensation Enhancements from Negotiated Agreements	\$ 88,231,548
Other Post-Employment Benefit Liability Payment	\$ 15,000,000
State-Required Partner Distributions	\$ 629,046
Cost of Doing Business	
Operational Costs	\$ 20,312,813
Direct Investments in School Budgets	\$ 19,307,653
Program Continuations & Enhancements	
Organizational Program Improvements	\$ 32,858,959
Program Continuations	\$ 4,985,514
Total Requested Unrestricted Expenditure Increases for FY 2025	\$ 181,325,533
Initial Budget Deficit for FY 2025	\$ (72,799,385)

Critical Investment:

Employee Compensation Enhancements



\$88.2M

Investment Highlights

All Labor Partners have negotiated compensation in place for FY 2025:

- ACE-AFSCME Local 2250: July 1, 2022 – June 30, 2025
- PGCEA: July 1, 2022 – June 30, 2025
- ASASP: July 1, 2021 – June 30, 2024*
- SEIU Local 400: July 1, 2021 – June 30, 2024*

Enhancements for all eligible employees include:

- 4% Cost of Living Adjustment in FY 2025 (all except PGCEA)
- 3% Cost of Living Adjustment in FY 2025 (PGCEA)
- Full Step Increase in FY 2025
- Other compensation enhancements for all bargaining units*

* ASASP and SEIU negotiations will open in early 2024 for language and any additional consideration for FY 2025, as well as future years of the negotiated agreement

Other Post Employment Benefit Liability Payment

- Early payment for FY 2024 made in FY 2023 to close budget gap
- Must add funding back to the FY 2025 budget



\$15.0M



Additional Contributions to Blueprint Mandated Partners:

- Education Article §5-213 requires County Boards of Education to distribute per pupil funding (K-Grade 12) to local workforce development boards to support career counseling programs (\$0.3M).
- Education Article §5–229 requires Pre-K funding to be passed through to eligible private Pre-K providers (\$0.3M).


Operational Cost of Doing Business



Lease Purchase and electric bus acquisition



Building Maintenance and Repairs



Information Technology

Critical Investment:

Direct School Funding Enhancement



\$19.3M

Investment Highlights

- **↑ \$19.3 million:** Projected enrollment increase

Note: These increases are on top of salary/benefits enhancements for teachers and other employees.

Organizational Improvements

\$7.3M	Safety and Security Services	\$1.6M	Information Technology	\$0.5M	Safe Passage Coordinator Program
\$4.8M	Online Campus	\$1.3M	Building Services	\$0.4M	Career & Technical Education
\$4.6M	Academic Interventions and Supports	\$1.3M	Special Education Instructional Program; Transition Services	\$0.3M	Early Learning Office
\$3.3M	Athletic Trainers and Other Program Supports	\$0.9M	Communications	\$0.3M	Transformation, Leadership & Continuous Improvement
\$2.3M	Student Services	\$0.9M	Area Offices Enhancements and Supports	\$0.4M	Other Improvements
\$1.9M	Climate Change Initiative-Phase 2 Trash Services Enhancement	\$0.8M	Human Resources	\$32.9M	TOTAL IMPROVEMENTS

Critical Investment:

Safety and Security Updates



\$7.3M

Investment Highlights

School-Based Security Enhancements

- Increase security staff coverage at all high and middle schools
- Provide additional security staff to cover absences or provide extra support to schools as needed
- Security monitoring and equipment maintenance

Required Resources

- 24 Safety & Security Counselor (2 staff per high school)
- 21 Safety & Security Assistant (2 staff per middle school)
- 10 additional FTEs for Rovers
- 3 Security Systems Maintenance Technicians
- 1 Field Supervisor - Safety and Security Services
- Changing Lead safety & Security Counselor from 11-month to 12-month employees
- Video surveillance technology software
- Security equipment batteries and replacement parts

Critical Investment:

Online Campus



\$4.8M

Investment Highlights

Funding Supports:

- Continuation of the Online Classroom Program established in SY20-SY21 that is currently supported by ESSER funds
- Students in grades 7-12 who are enrolled through an application process
- Opportunities for expanded instructional delivery

Critical Investment:

Academic Interventions and Support



\$4.6M

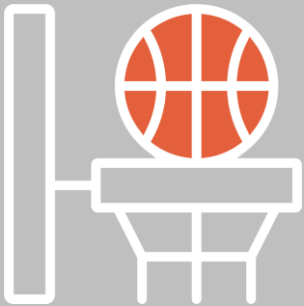
Investment Highlights

Funding Supports:

- The continuation of student interventions previously funded by ESSER.
- Staffing changes for English Language Development Program, including a Family Engagement Specialist, Instructional Specialist and changing ESOL Teacher Coaches from 10- to 11-month employees.
- STEAM Resource Teacher and classroom supplies to support STEAM labs in newly built Blueprint Schools
- Pre K -12 Specialty Programs Showcases, Classroom Teacher Supplies and Workshops.
- STEM MESA (Math, Engineering & Science Achievement) program, including student materials and workshop pay for STEM MESA coordinators.

Critical Investment:

Athletic Programs



\$3.3M

Investment Highlights

Funding Supports:

- 22 FTE Athletic Trainers, one at each high school
- 1 Athletics Compliance Coordinator
- Police coverage at athletic events which have increased by approximately 30% per game/per official.
- Increased overtime for security and custodial staff for weekends and special events.

Critical Investment:

Staffing Enhancements



\$5.3M

Investment Highlights

Student Services (\$2.4M)

- 15 Private Duty Nurses to ensure medically complex students with IEPs are able to attend school
- 1 Additional Mental Health Coordinator to provide school-based crisis support
- 1 Additional Supervisor to oversee Bullying Support & Intervention Program

Information Technology (\$1.6M)

- 6 additional IT field technicians to support our schools
- 1 Data Privacy and Security Administrator to oversee PGCPs data protection strategy
- 1 IT Procurement Specialist

Building Services (\$1.3M)

- 12 Building Services staff including Trades Helpers, Electricians, Sheet Metal Roofing Repair, Maintenance Training Specialist, Work Order Coordinator, Preventative Maintenance Coordinator, Water Quality Specialist

Critical Investment:

Special Education Instructional Program



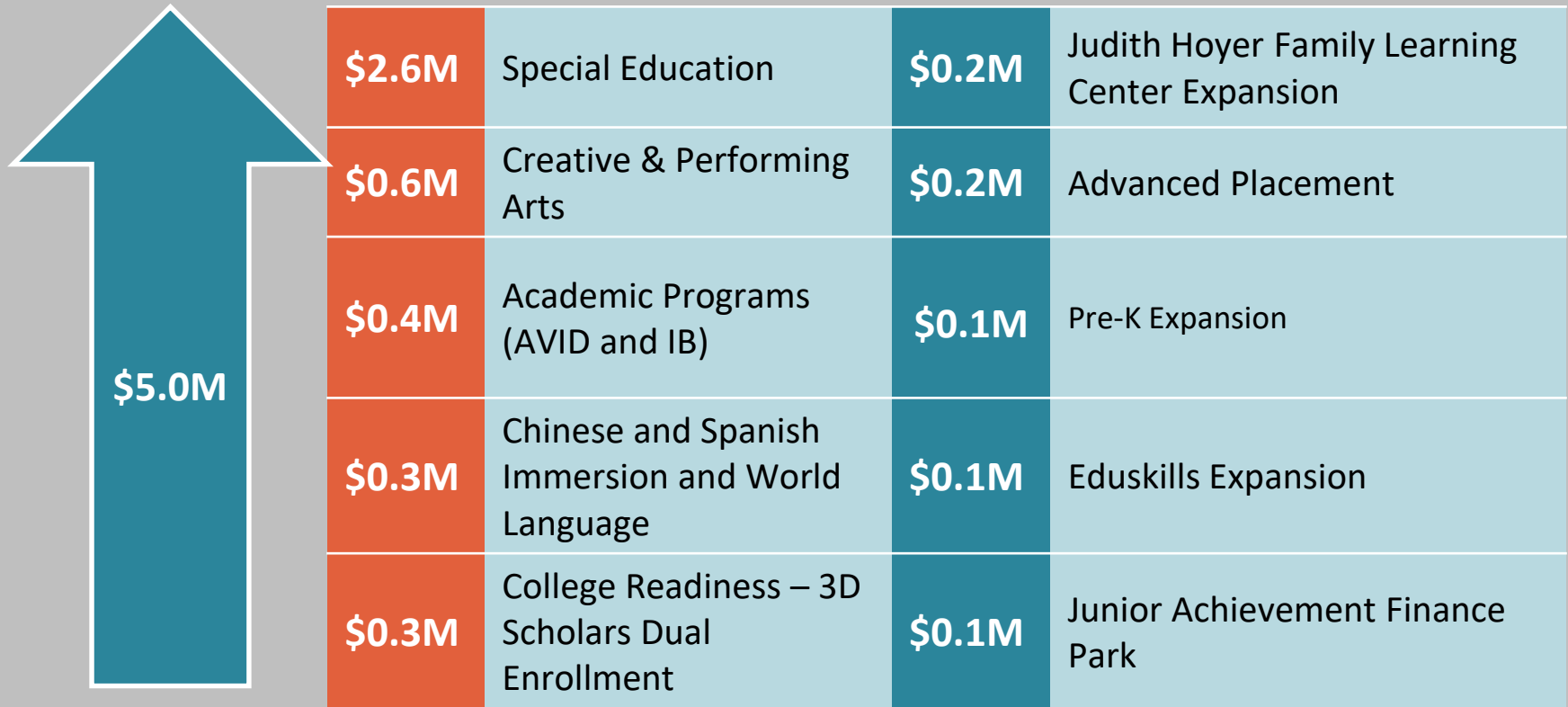
\$1.3M

Investment Highlights

Funding Supports:

- Preschool special education four-year-old classrooms that must meet accreditation standards on a yearly basis
- Monthly after-school clinics offered by the Department of Special Education from October to May on various topics, including specially designed instruction, collaborative practices, adult self-care and wellness, and the IEP Process
- Equivalent access to digital tools for students with disabilities, including the development, purchase, and provision of certain digital tools as required by COMAR §7-910.
- Transition-Aged Youth Outreach & Engagement

Program Continuations



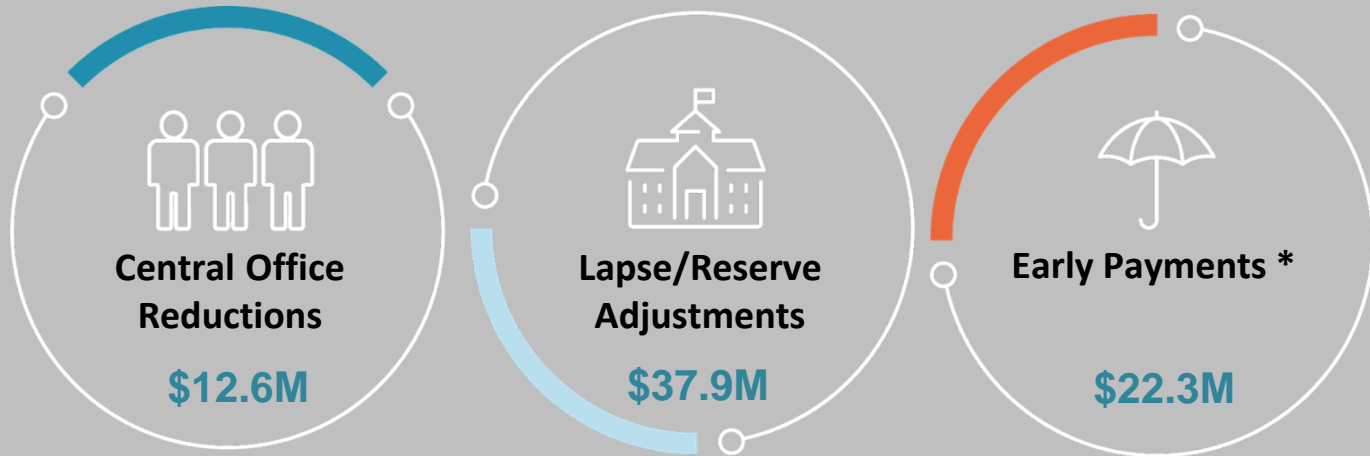


Budget Reconciliation

Reduction, Adjustment and Early Payment

Closing the Unrestricted Budget Deficit

Budget Category	\$ Amount
Baseline Unrestricted Expenditures	\$2,649,365,441
Baseline Unrestricted Revenues	\$2,576,566,056
Operating Budget Gap (Expenditures Less Revenues)	(\$72,799,385)



Fully Closes Unrestricted Operating Budget Deficit

* OPEB and Lease Purchase



Proposed County Contribution

Based on CEX Proposed FY25 Budget

FY 2025 Total Operating Revenue

Projections based Governor's Budget released January 17th
and Preliminary State Aid Calculations from MSDE

Funding Source	FY25 REQUESTED			
	FY24 Approved	(MSDE JAN 19TH Prelim)	PY Change \$	PY Change %
Federal	231,738,135	145,440,327	(86,297,808)	-37.2%
State	1,555,057,494	1,608,881,632	53,824,138	3.5%
Board	11,356,052	13,310,766	1,954,714	17.2%
County	943,054,800	973,481,476	30,426,676	3.2%
PY Fund Balance	70,000,000	120,000,000	50,000,000	71.4%
Total Revenues (BOE Requested Budget)	2,811,206,481	2,861,114,201	49,907,719	1.8%

Funding Source	FY25 REQUESTED			
	FY24 Approved	(County Proposed)	PY Change \$	PY Change %
Federal	231,738,135	145,440,327	(86,297,808)	-37.2%
State	1,555,057,494	1,608,881,632	53,824,138	3.5%
Board	11,356,052	13,310,766	1,954,714	17.2%
County	943,054,800	941,727,293	(1,327,507)	-0.1%
PY Fund Balance	70,000,000	120,000,000	50,000,000	71.4%
Total Revenues (County Proposed Budget)	2,811,206,481	2,829,360,018	18,153,536	0.6%

FY 2025 County Contribution

Projections based Governor’s Budget released January 17th
and Preliminary State Aid Calculations from MSDE

FUNDING PROGRAM	BLUEPRINT TARGET	FY 2025 PRELIMINARY (PER MSDE)
Foundation	Base funding provided for each student to support: <ul style="list-style-type: none"> • instructional salaries • Teacher Retirement • Career Counseling • Behavioral health • College & Career Readiness • Maintenance and operations of schools • Supplies and materials for teachers • technology costs • Collaborative planning • Gaps in other funded programs 	450,986,578
Comparable Wage Index (CWI)	Regional cost differences in educating students with higher than average cost of living.	28,506,862
Compensatory Education	Supports economically disadvantaged students to improve student academic achievement: <ul style="list-style-type: none"> • Additional teachers for smaller classes • Summer programming • Social/emotional support • Tutoring and academic interventions 	297,003,180
English Learner	Additional funding for English Learners (EL) students: <ul style="list-style-type: none"> • EL family coordinators • Additional teachers for smaller classes • Summer programming • Social/emotional support • Tutoring and academic interventions • EL services or family services 	124,701,858
Special Education	To meet the needs of students who qualify for IEP services to significantly improve outcomes.	56,030,539
PreKindergarten	Public funding for PreK public-schools and private providers for 3-and 4-year-olds	24,586,329
Career Ladder Grant	Raising the pay and status of teachers, including a performance-based career ladder	1,149,761
College Career Ready (CCR)	Provide access to post college and career readiness (post-CCR) pathways	532,638
Transitional Supplemental Instruction	Instructional Support for K-3 struggling learners	5,733,933
TOTAL LOCAL SHARE		989,231,678

FY 2025 County Contribution

Projections based Governor's Budget released January 18th
and Preliminary State Aid Calculations from MSDE

	FY24 APPROVED	FY25 BOE REQUESTED	FY25 CEX PROPOSED	FY25 BOE REQ VS. CEX PROP
FY25 LOCAL COUNTY SHARE MAJOR STATE AID PROGRAMS	940,539,487	989,231,678	989,231,678	-
LESS: EDUCATION EFFORT ADJUSTMENT-STATE SHARE	(60,952,162)	(80,104,385)	(80,104,385)	-
BLUEPRINT PROGRAMS - UNRESTRICTED	869,269,967	901,710,961	879,629,432	(22,081,529)
BLUEPRINT PROGRAMS - RESTRICTED	10,317,358	7,416,332	7,416,332	-
NON-BLUEPRINT GRANTS - RESTRICTED *		-	7,081,529	7,081,529
P3, Phase I Schools Construction Financing *			15,000,000	15,000,000
FY25 MINIMUM LOCAL COUNTY EFFORT BLUEPRINT REQUIREMENT	879,587,325	909,127,293	909,127,293	-
P3, Phase I Schools Construction Financing *	15,000,000	15,000,000	-	(15,000,000)
Non-Blueprint Grants (County Share) *	11,705,716	7,081,529	-	(7,081,529)
Other Academic & School Supports	36,500,584	42,272,654	-	(42,272,654)
TOTAL ENERGY & TELECOM USES	63,206,300	64,354,183	-	(64,354,183)
MINIMUM COUNTY CONTRIBUTION REQUIRED	942,793,625	973,481,476	909,127,293	(64,354,183)
Additional County Contribution / P3, Phase II Schools Construction Financing	261,175	-	32,600,000	32,600,000
TOTAL COUNTY CONTRIBUTION	943,054,800	973,481,476	941,727,293	(31,754,183)

* These commitments will now be required to come out of the Blueprint Program funding

Closing the Unrestricted Budget Gap



- Further Central Office reductions / hiring freeze
- Building repairs & maintenance delays
- School security enhancements and athletic trainers delays
- Online campus phased closure
- Re-evaluating Board amendments and other enhancements

FY 2025 Legislative Impacts

UNFUNDED MANDATES

- ❖ HB 838 - Establishing the Prince George's County Family Child Care Home Expansion Grant Program in PGCPSP
 - The purpose of the Program is to increase the number of registered family child care providers and family child care homes in low-income communities in the county;
 - Mandates PGCPSP to administer the program and award grants to nonprofit organizations in the County to provide training and financial assistance to individuals intending to become family child care providers.
 - Grants Program Manager, Grants Management Specialist, Budget Analyst, Accountant, Grants Development Specialist, Grants Technical Manager, Grant Monitors, Secretary, Communications, Postage, Supplies, Grant Awards
 - **Impact: \$2.2M**
- ❖ HB 1432 - Tier II Prekindergarten (4 year olds whose family income is 301%-600% of the FPL)
 - Funding (State and County Share) has been delayed until FY28
 - **Impact: \$1.981M (almost 200 students)**
- ❖ SB 191 - Integrity & Compliance Office
 - The County Council of Prince George's County shall select, appoint, and contract with an Integrity and Compliance Officer (ICO). The Office is an independent unit under the supervision of the ICO.
 - ICO has planned for a Financial Administrator (Deputy ICO), Financial Supervisor, Senior Principal Investigator, Special Investigator, Secretary and non-payroll discretionary funds.
 - **Impact: \$1.2M (6 FTEs)**

SUPPLEMENTAL BUDGET ADJUSTMENTS

- ❖ Change in Prekindergarten Student Count, including private providers
 - **Impact: State Share (\$2.3M) and Local Share (\$1.9M)**
- ❖ HB 1082 - Blueprint Coordinator (State and County Share)
 - Position shall Be Paid By the State And County in the same proportion as the Foundation Program
 - **Impact: \$150K**

