



Maryland School Capital Improvement Program

Prince Georges County Council
December 13, 2022



Establishment of the Interagency Committee on School Construction (IAC)

The State Legislature, through Chapter 624 of the Acts of 1971

authorized the Board of Public Works (BPW) to adopt rules, regulations, and procedures for the administration of the school construction and capital improvement program (CIP) and to establish an Interagency Committee on School Construction (IAC) to administer the Public School Construction Program.

IAC Established and published an Administrative Procedures Guide (APG)

This publication (approx. 200 pages) provides State and Local Education Agency (LEA) personnel, architects, and governmental officials with an understanding of the method of operation and administration of the Public School Construction Program.

State Funding of School Construction Projects

The Maryland General Assembly

receives a budget recommendation from the Governor and provides funding for the program through the enactment of an annual appropriation in the operating budget and/or the capital budget.

The Board of Public Works (BPW)

considers and approves certain school projects as part of an annual capital improvement program, on the recommendation of the IAC.

These approvals are specific as to a definite project with a prescribed scope and cost.

The Public School Construction Program (PSCP)

funds the eligible portion of each project, consistent with these approvals.

State Project Planning and Funding Approval Process

1. Early October:

Local Education Authority (LEA) submits a request for planning or funding approval to the Public School Construction Program (PSCP).

2. Late October/Early November:

PSCP staff reviews the request in a work session with the LEA and requests additional and/or clarifying information.

3. Mid-November:

The PSCP staff makes recommendations to the IAC for a portion of the anticipated total State funding and conveys the same information to the LEA and local government. Funding recommendations are based on the estimated total funding and on the demonstrated progress of the project.

State Project Planning and Funding Approval Process

4. Late November or early December:

The local government must approve, in writing, the LEA request and any amendments for the request to be considered.

5. Early to Mid-December:

The IAC holds a hearing for LEA representatives to present information on projects that were not recommended for approval by the PSCP staff. The IAC makes decisions regarding projects and specific allocations that will be recommended to the BPW for their approval.


6. By December 31:

The IAC must recommend projects that constitute 75% of the preliminary school construction allocation for the following fiscal year as presented by the Governor prior to October 15. These recommendations are conveyed to the LEA and local government representatives.

State Project Planning and Funding Approval Process


7. Late January:

The BPW considers the IAC recommendations for planning and funding, approves funding for projects not to exceed 75% of the preliminary capital budget, and hears appeals from school systems on projects that were not recommended for approval by the IAC.



8. March 1:

The IAC recommends project allocations for 90% of the submitted public school capital budget. These recommendations are not subject to approval by the BPW until after May 1.



9. Mid- to Late-April:

Following the end of the legislative session, the IAC recommends to the Board of Public Works additional projects for funding and planning approval, based on the appeals made by the LEAs at the January meeting of the BPW, on additional information provided by the LEAs, and on the final funding level passed by the General Assembly and enacted by the Governor. Funds may also be added from the Statewide Contingency Account.

State Project Planning and Funding Approval Process

10. After May 1:

The Board of Public Works approves the final allocation of funds.

The total amount of the approved allocation will equal the approved funding. The PSCP sends information regarding the BPW decisions to each LEA, the local governments, and other interested parties.

Queen Anne's County Public Schools: Example Construction Bid Project Bid Tabulation

BOARD OF EDUCATION OF QUEEN ANNE'S COUNTY SUDLERSVILLE MIDDLE SCHOOL REPLACEMENT CRA Project No.: 2183 December 15, 2009	Barton Malow Company	Donohoe Construction Company	EDIS Company	Hess Construction, Co., Inc.	Mullan Contracting Company	Nason Construction, Inc.	Roy Kirby & Sons, Inc.	Scheibel Construction	Whiting-Turner Construction
BASE BID	\$21,769,000	\$21,936,000	\$21,500,000	\$21,675,000	\$23,200,000	\$20,895,000	\$21,857,000	\$21,159,000	\$22,950,000
TOTAL ALTERNATES	\$3,874,973	\$4,543,044	\$5,004,830	\$4,009,500	\$2,945,940	\$4,057,000	\$4,342,000	\$3,578,000	\$5,788,200
TOTAL BID	\$25,643,973	\$26,479,044	\$26,504,830	\$25,684,500	\$26,145,940	\$24,952,000	\$26,199,000	\$24,737,000	\$28,738,200
Received all Addenda	X	X	X	X	X	X	X	X	X
FORMS ATTACHED:									
Signatures	X	X	X	X	X	X	X	X	X
Bid Security	X	X	X	X	X	X	X	X	X
Anti-Bribery Affidavit	X	X	X	X	X	X	X	X	X
Debarment Certificate	X	X	X	X	X	X	X	X	X
Sales Tax Certification	X	X	X	X	X	X	X	X	X
Attachment A – Certified Minority Business Enterprise Utilization and Fair Solicitation Affidavit	X	X	X	X	X	X	X	X	X
Attachment B – MBE Participation Schedule	X	X	X	X	X	X	X	X	X

GENERAL CONSTRUCTION

PGCPS Architects and Engineering Fee History

2017 MAJOR SCHOOL Project A/E AWARDS

1. NEW INTERNATIONAL SCHOOL (\$21m)	= \$1,899,181.00	= \$1,800,000.00
2. WILLIAM WIRT MIDDLE SCHOOL	(\$56 m) =	\$3,220,000.00
3. WILLIAM SCHMIDT OUTDOOR ED. (23m)	= \$2,099,020.00	= \$1,704,600.00
4. SUITLAND HIGH SCHOOL FEASIBILITY STUDY	= \$339,985.00	= \$157,600.00
5. BENJAMIN STODDERT MS FEASIBILITY STUDY	= \$217,870.00	= \$78,280.00
6. KENMOOR MS FEASIBILITY STUDY	=	\$45,000.000
7. ADELPHI AREA MIDDLE SCHOOL	= \$3,767,400.00	= \$3,473,820.00
8. GLENRIDGE AREA MIDDLE SCHOOL	= \$3,767,400.00	= \$3,499,391.00

PGCPS 2017 CIP State Approval Request History

Date Submitted	FY	School	Priority	Type	SRC	Projected Construction Cost
11/28/2016	2018	William Wirt Middle School	5	Repl	850	\$59,000,000.00
10/5/2016	2018	William Schmidt Outdoor Educational Center	6	Rep, Reno	N/A	\$19,534,000.00
10/5/2016	2018	New Adelphi Area Middle School.	8	New	1200	\$58,000,000.00
10/5/2016	2018	New Glenridge Area Middle School	9	New	1200	\$58,000,000.00
10/5/2016	2018	Suitland High School Complex	10		2447	\$117,027,278,000.00
10/5/2016	2019	International High School at Langley Park	11	New	400	\$23,509,000.00
10/5/2016	2018	Benjamin Stoddert Middle School	12	Repl, Reno	774	\$40,156,000.00
10/5/2016	2018	Kenmoor Middle School	13	Repl, Reno	695	\$57,650,000.00

State FY 2023 High School Project Approval Request

LEA	Priority	NAME	Funding Status	Request Type	Anticipated Bid Date	Total Estimated Project Cost	FY 2023 Request
Baltimore	7	Towson High LP - Replacement	R	LP	12/01/23	\$-	\$-
Baltimore	8	Towson High C - Replacement	R	F	12/01/23	\$149,945,000.00	\$8,405,000.00
Baltimore	9	Dulaney High LP - Replacement	R	LP	12/01/23	\$-	\$-
Baltimore	10	Dulaney High C - Replacement	R	F	12/01/23	\$177,745,000.00	\$9,405,000.00
Montgomery	39	Crown High LP - New	R	LP	07/01/23	\$136,302,000.00	\$-
Montgomery	42	Northwood High LP - Replacement	C	LP	01/00/00	\$138,356,000.00	\$-
Prince George's	4	Suitland High C - Replacement	A	F	04/30/22	\$257,364,000.00	\$27,502,000.00
Prince George's	6	New Northern Adelphi Area High LP - Replacement	B	LP	06/30/23	\$262,443,000.00	\$-
Prince George's	7	High Point High LP - Renovation/Addition	C	LP	08/15/27	\$258,539,000.00	\$-
Prince George's	9	International High at Langley Park LP - New	B	LP	08/15/28	\$40,627,000.00	\$-

Project Approval Status:

"A" - Approved;

"B" - Eligible for approval, but deferred due to fiscal constraints;

"C" - Deferred due to technical questions, concerns, or problems; or

"D" - Denied because ineligible for State funding.

State FY 2023 Middle School Project Approval Request

LEA	Priority	NAME	Funding Status	Request Type	Anticipated Bid Date	Total Estimated Project Cost	FY 2023 Request	Net State Funding
Anne Arundel	9	Old Mill Middle South LP - Replacement	A	LP	02/01/22	\$85,766,000.00	\$-	\$17,627,000.00
Charles	14	Middle School #9 LP - New	C	LP	06/01/23	\$73,001,000.00	\$-	\$23,075,000.00
Montgomery	29	Neelsville Middle LP - Replacement	D	LP	03/08/22	\$-	\$-	\$-
Montgomery	30	Neelsville Middle C - Replacement	D	F	03/08/22	\$-	\$-	\$-
Prince George's	1	William Wirt Middle C - Replacement	A	F	03/31/22	\$94,057,000.00	\$811,295.00	\$42,516,000.00
Prince George's	2	New Glenridge Middle C - New	A	F	02/15/21	\$93,081,000.00	\$1,048,140.00	\$41,853,000.00

Project Approval Status:

"A" - Approved;

"B" - Eligible for approval, but deferred due to fiscal constraints;

"C" - Deferred due to technical questions, concerns, or problems; or

"D" - Denied because ineligible for State funding.

"R" - Projects are expected to receive funding through another IAC funding source. Potential Built

PGCPS: William Wirt Middle School – Replacement FY 2022 Construction Funding Budget Request (Construction = approx. \$71 million)

REQUEST FOR APPROVAL OF FUNDING

LEA: Prince George's County Public Schools

SCHOOL NAME: William Wirt Middle School - Replacement

FY: 2022

Date Submitted: 10/5/20

PRIORITY: 1

Revised Date:

ADDRESS: 6200 Tuckerman Street, Riverdale, MD 20737

4. ENROLLMENT PROJECTIONS (Requested and Adjacent Schools)	Year→	9/30/2019	9/30/2020	9/30/2021	9/30/2022	9/30/2023	9/30/2024	9/30/2025	9/30/2026	Difference
	SRC	Current Enrollment	FTE	FTE	FTE	FTE	FTE	FTE	FTE	SRC-FTE
Requested School:	1,200	1,224	1,670	1,719	1,742	1,705	1,683	1,706	1,747	(547)
Charles Carroll Middle*	817	1,329	1,685	1,645	1,621	1,583	1,587	1,569	1,585	(768)
G James Gholson Middle*	870	898	1,182	1,161	1,147	1,127	1,127	1,098	1,115	(245)
Greenbelt Middle*	1,101	1,468	1,688	1,670	1,656	1,617	1,617	1,679	1,735	(634)
Hyattsville Middle*	787	909	971	940	902	868	826	804	819	(32)
* Used as adjacent school for new Glenridge Area Middle School										0
										0
TOTAL:	4,775	5,828	7,196	7,135	7,068	6,900	6,840	6,856	7,001	(2,226)

5. TRANSPORTATION MODAL SPLIT (for information purposes only):

For last school year (2019-2020), the following is reported: Walkers (61%); Ridership (39%).

Other Information: This project is aligned with the Prince George's County Public Schools FY2021 EFMP, Section 5 Facilities Needs Analysis.

Neighborhood/Community Analysis: Revitalization/PFA reference EFMP Appendix D, Pages D 15-21. Procurement/Delivery Method: DBB

6. EMERGENCY ELECTRICAL POWER:

Entering an X in the Electrical Upgrade/replacement field above indicates that this project involves replacement of the electrical system or upgrade to the electrical capacity.

PGCPS had a meeting with County & MEMA. This school will not be desigated as a Public Shelter.

7. BUDGET:	Total Estimated Project Budget	Non-PSCP Funds	Tentative Maximum State Allocation
Construction	\$ 57,448,984	\$ 21,720,984	\$ 35,728,000
Site Development	\$ 10,915,307	\$ 4,127,307	\$ 6,788,000
Contingency 5.0%	\$ 3,418,215	\$ 3,418,215	\$ -
High Performance Costs (Administrative only)	\$ -	\$ -	N/A
Other	\$ 22,274,930	\$ 22,274,930	N/A
Total	\$ 94,057,000	\$ 51,541,000	\$ 42,516,000

ANTICIPATED: Construction Funding Request(s) FY(s) 23 Bid Date: 9/30/20 Occupancy Date: 8/15/22



Board Approved Request for the
FY 2023

CAPITAL BUDGET
& the FY 23-28 CAPITAL IMPROVEMENT PROGRAM

www.pgcps.org/capitalprograms

PGCPS FY 2023: William Wirt Middle School – Replacement Project Funding Request (Construction = approx. \$65 million)

system or upgrade to the electrical capacity.

7. BUDGET:	Total Estimated Project Budget	Non-PSCP Funds	Tentative Maximum State Allocation
Construction	\$ 52,084,452	\$ 16,356,452	\$ 35,728,000
Site Development	\$ 9,920,848	\$ 3,132,848	\$ 6,788,000
Contingency <u>5.0%</u>	\$ 3,100,265	\$ 3,100,265	\$ -
High Performance Costs (Administrative only)	\$ -	\$ -	N/A
Other	\$ 22,451,532	\$ 22,451,532	N/A
Total	\$ 87,557,000	\$ 45,041,000	\$ 42,516,000

ANTICIPATED: Construction Funding Request(s) FY(s) _____ Bid Date: 1/31/21 Occupancy Date: 8/15/23

PGCPS FY 2022 & 2023 New Glenridge Middle School Project Funding Request (Construction = \$66 million)

	5,809	4,609	5,373	5,247	6,332	6,266	6,257	6,194	6,465	(328)
--	-------	-------	-------	-------	-------	-------	-------	-------	-------	-------

TRANSPORTATION MODAL SPLIT (for information purposes only):N/A

Information: This project is aligned with the Prince George's County Public Schools FY2021 EFMP, Section 5 Facilities Needs Analysis. Procurement/Delivery Method

EMERGENCY ELECTRICAL POWER:

An X in the Electrical Upgrade/replacement field above indicates that this project involves replacement of the electrical or upgrade to the electrical capacity.

PGCPS has notified MEMA on our proposed list of projects for either an electrical upgrade or replacement, and has scheduled the site visits.

BUDGET:	Total Estimated Project Budget	Non-PSCP Funds	Tentative Maximum State Allocation
Construction	\$ 53,929,882	\$ 18,758,882	\$ 35,171,000
Development	\$ 12,650,218	\$ 5,968,218	\$ 6,682,000
Contingency 5.0%	\$ 3,329,005	\$ 3,329,005	\$ -
Performance Costs (Administrative only)	\$	\$ -	N/A
	\$ 19,678,214	\$ 19,678,214	N/A
	\$ 89,587,000	\$ 47,734,000	\$ 41,853,000

ANTICIPATED: Construction Funding Request(s) FY(s) Bid Date: 2/15/21 Occupancy Date: 8/15/23

PGCPS FY 2023: William Schmidt Outdoor Edu Ctr. – Addition/Renovation – Project Funding Request (Construction = \$35 million)

5. TRANSPORTATION MODAL SPLIT (for information purposes only): N/A

Other Information: This project is aligned with the Prince George's County Public Schools FY2021 EFMP, Section 5 Facilities Needs Analysis. Procurement/Delivery Method: DBB

6. EMERGENCY ELECTRICAL POWER:

Entering an X in the Electrical Upgrade/replacement field above indicates that this project involves replacement of the electrical system or upgrade to the electrical capacity.

PGCPS has notified MEMA on our proposed list of projects for either an electrical upgrade or replacement, and has scheduled the site visits.

7. BUDGET:	Total Estimated Project Budget	Non-PSCP Funds	Tentative Maximum State Allocation
Construction	\$ 28,526,136	\$ 11,427,136	\$ 17,099,000
Site Development	\$ 4,353,615	\$ 2,415,615	\$ 1,938,000
Contingency 5.0%	\$ 1,643,988	\$ 1,643,988	\$ -
High Performance Costs (Administrative only)	\$	\$ 0	N/A
Other	\$ 15,560,368	\$ 15,560,368	N/A
Total	\$ 50,084,000	\$ 31,047,000	\$ 19,037,000

ANTICIPATED: Construction Funding Request(s) FY(s) _____



Bid Date: 3/31/22 _____

Occupancy Date: 8/15/24 _____

PGCPS FY 2023: Suitland High School Renovation Project Funding Request (Construction = Approx. \$176 million)

Proposed Enrollment based on agreed upon projected enrollment after Crossland HS comprehensive students get reassigned to the adjacent schools and becomes a southern CTE hub.

1,161

6. BUDGET:	Total Estimated Project Budget	Estimated Local Funds	Estimated Net State Funding
Design 	\$ 10,265,661	\$ 10,265,661	\$ -
Construction	\$ 141,761,186	\$ 51,507,186	\$ 90,254,000
Site Development	\$ 26,536,765	\$ 9,239,765	\$ 17,297,000
Other (Furniture and Fixtures, etc.) 	\$ 67,019,531	\$ 67,019,531	\$ -
Construction Cost	\$ 168,297,951	\$ 59,962,951	\$ 108,335,000
Contingency 5.0%	\$ 8,414,898	\$ 8,414,898	\$ -
High Performance Costs (Administrative only)	\$ 3,365,959	\$ 3,365,959	\$ -
Total	\$ 257,364,000	\$ \$ 149,029,000	\$ \$ 108,335,000

7. SCHEDULE:	Feasibility Study:	Ed Specifications:	Estimated Bid:	4/30/22	Actual Bid:
	_____	_____			_____
	Schematic Design: _____	Design Development 6/30/2021	Estimated Construction:	6/30/22	Actual Construction: _____
	Const. Document: 12/31/2021		Est. Project Completion:	6/30/26	Actual Project Compl.: _____

PGCPS FY 2024: Suitland High School Renovation Project Funding Request (Construction = Approx. \$176 million)

6. BUDGET:		Total Estimated	Estimated Local Funds	Estimated Net State Funding
Design	10%	\$ \$ 34,146,000	\$ 26,985,000	\$ 7,161,000
Building		\$ \$ 243,903,000	\$ \$ 183,727,000	\$ 60,176,000
Site Development	19%	\$ \$ 46,341,000	\$ \$ 34,908,000	\$ 11,433,000
Other (Furniture and Fixtures, etc.)	5%	\$ \$ 17,073,000	\$ \$ 13,492,000	\$ 3,581,000
Total Construction Cost		\$ \$ 341,463,000	\$ 259,112,000	\$ 82,351,000
Contingency	2.5%	\$ \$ 8,537,000	\$ 8,537,000	\$ -
High Performance Costs (Administrative only)		\$ -	\$ -	\$ -
Total		\$ \$ 350,000,000	\$ \$ 267,649,000	\$ \$ 82,351,000 *

7. SCHEDULE:					
Feasibility Study:	FY19	Ed Spec:	FY18	Estimated Bid:	4/3/22
Schematic Design:	FY20	Design Development:	FY21	Estimated Construction:	6/30/22
Const. Document:	FY21			Est. Project Completion:	6/30/26
				Actual Bid:	
				Actual Construction:	
				Actual Project Compl.:	

Revised 7/2022

* Please see amended "Computational Supplemental Worksheet for Estimating The State Allocation for FY 2024" for a suggested correction that takes account of the Special Education population at this school.

Prince George's County Public Schools

Suitland HS Renovation- State Construction Budget Computation Worksheet

PSC No.:		16.087	
Project Type:		Replacement	
Suitland High			
GROSS AREA BASELINE In GSF		Construction Cost	
Enter the TOTAL proj. enrollment for each education type and, in addition, enter any special-ed or CTE enrollments.	Educ. Type	Estimated Approved Projected Enrollment*	GSF per student**
	Elementary		0
	Middle		0
	High	1,161	161.40
	Special ED Elem		0
	Special ED Middle		0
	Special ED High	40	200.00
CVPA	500	300.00	150,000
			345,350
*Enrollment numbers are verified by MSDE and IAC staff			
Existing Facility GSF		344,875	
Demolition of Existing GSF		344,875	
Revised Existing Facility GSF		-	
Eligible New GSF		345,350	
ADDITION			
New GSF	345,350	x	358.00
Cooperative-Use Space (GSF)	3,000	x	358.00
Site Development		x	19%
Design Cost		x	10%
Furniture and Fixtures		x	5%
			148,404,000
RENOVATION			
Age of Structure	Construction Year	GSF to be Renovated	GSF
40 & older		0	358.00
31-39		0	358.00
26-30		0	358.00
21-25		0	358.00
16-20		0	358.00
0-15		0	358.00
		0	0
Cooperative-Use Space (GSF)		x	358.00
Site Development			5%
Design Cost			10%
			0
TOTAL COST			
			148,404,000
Less Prior State Funds for Related Projects			
NET STATE FUNDING			
Less CIP Allocations for the Project			
BALANCE			

S.F. per stu. amount is difference between the GAB for gen.-ed. students and the GAB for students in MSDE LRE categories C, S, & W in gr. PK-8 of (180 GSF) and gr. 9-12 (200 GSF) and/or GAB for CTE students in gr. 9-12 (210 GSF).

**If GSF per student is unexpected, unprotect sheet and type value over formula.

Additional Notes:
 The "Net State Funding" on this worksheet is an estimate of the maximum State allocation for this project, but may be reduced based on the costs of the approved contract(s), ineligible items, and change orders.
 Provide any additional notes regarding project scope here:


Date Planning Approved:
 Date Revised:
 Date of State Approval:

PGCPS FY 2023: Northern Area High School Replacement Project Funding Request (Construction = \$190 million)

8. BUDGET:

	Total Estimated Project Budget	Non-PSCP Funds	Tentative Maximum State Budget
Construction	\$ 154,291,974	\$ 50,252,974	\$ 104,039,000
Site Development	\$ 27,078,800	\$ 7,310,800	\$ 19,768,000
Contingency <u>5.0%</u>	\$ 9,068,539	\$ 9,068,539	-
High Performance Costs (Administrative only)	\$	\$ 0	N/A
Other	\$ 72,003,459	\$ 72,003,459	N/A
Total	\$ 262,443,000	\$ 138,636,000	\$ 123,807,000
Anticipated:	Construction Funding Request(s) FY(s) <u>24, 25, 26, 27, 28</u>	Bid Date: <u>6/30/2023</u>	Occupancy Date: <u>8/15/2025</u>

PGCPS FY 2023: High Point High School Replacement – Project Funding Request (Construction = \$178 million)

8. BUDGET:		Total Estimated Project Budget	Non-PSCP Funds	Tentative Maximum State Budget
Construction		\$ 155,433,280	\$ 51,355,280	\$ 104,078,000
Site Development		\$ 14,507,103	\$ 5,700,103	\$ 8,807,000
Contingency	<u>5.0%</u>	\$ 8,497,019	\$ 8,497,019	\$ -
High Performance Costs (Administrative only)		\$ -	\$ -	N/A
Other		\$ 80,101,988.66	\$ 80,101,989	N/A
Total		\$ 258,539,000	\$ 145,654,000	\$ 112,885,000
Anticipated:	Construction Funding Request(s) FY(s)	<u>28, 29, 30</u>	Bid Date: <u>8/15/2027</u>	Occupancy Date: <u>8/15/2029</u>

PGCPS FY 2023: International HS at Langley Park Project Funding Request (Construction = \$28 million)

6. DESCRIPTION & JUSTIFICATION:

PGCPS opened two new International High Schools in 2015 to offer traditionally underserved students (i.e. high percentage of at risk, economically disadvantaged English language learners and first generation college goers) and newcomer immigrant students an innovative opportunity to complete a high school diploma in a learning environment customized to their specific learning needs. One of the school's was to be located in the Langley Park community where the largest number of newly arrived immigrant students requiring English as a Second Language (ESL) services live. Currently the International High School Langley Park is housed in Bladensburg at the former Annapolis Road Academy building. The County provided local funds of \$2.5 million in FY19 to develop the educational specifications, contract for environmental studies, complete the design and pre-construction services. The final educational specification for this school was completed with the gross square of building at 58,372. The final scope was determined during schematic design, which is 61,503 gross square feet. The County CIP budget request from the county was approved in the amount of \$500,000 to show commitment for the project and supplemental design and pre-construction services. The FY23 CIP request is for State planning approval with construction anticipated to begin in the Fall of 2028. The construction funds will be requested from State and County in FY29.

7. EMERGENCY ELECTRICAL POWER:

Explain why the project does not involve replacement of the electrical system or upgrade of the electrical capacity.

PGCPS has notified MEMA on our proposed list of projects for either an electrical upgrade or replacement, and has scheduled the site visits.

8. BUDGET:

	Total Estimated Project Budget	Non-PSCP Funds	Tentative Maximum State Budget
Construction	\$ 22,761,030	\$ 6,145,478	\$ 16,615,552
Site Development	\$ 4,324,596	\$ 1,167,641	\$ 3,156,955
Contingency <u>5.0%</u>	\$ 1,354,281	\$ 1,354,281	\$ 0
High Performance Costs (Administrative only)	\$ -	\$ -	N/A
Other	\$ 12,187,109	\$ 12,187,109	N/A
Total	\$ 40,627,000	\$ 20,855,000	\$ 19,773,000

Anticipated: Construction Funding Request(s) FY(s) 29 & Beyond Bid Date: 8/15/2028 Occupancy Date: 8/15/2030

Prince George's County Public Schools

ACF (P3) Phase 1 Schools

1. Adelphi Area Middle School
2. Drew-Freeman Middle School
3. Hyattsville Middle School
4. Kenmoor Middle School
5. Southern Area K-8 School
6. Walker Mill Middle School



Board Approved Request for the

FY2024

CAPITAL BUDGET

& the FY2024-29 CAPITAL IMPROVEMENT PROGRAM

www.pgcps.org/cip



PRINCE GEORGE'S COUNTY PUBLIC SCHOOLS

Appendix A: FY24 CIP PROJECT LIST

MAJOR PROJECTS & MODERNIZATIONS
(State & County CIP Funding)

BOE District	County Council District	Local Priority	Project Name	Total Estimated Project Cost	FY24 State Funding Request	FY24 County Funding Request
9	9	1	William Schmidt Outdoor Education Center Modernization	\$50,084,000	\$2,488,000	\$0
7	7	2	Suitland HS Complex - Renovation/Replacement	\$350,000,000	\$48,000,000	\$66,000,000
3	2	3	Cool Spring ES Renovation/Addition to the Annex	\$63,769,000	\$9,000,000	\$8,800,000
1	1	4	New Northern Area High School	\$229,931,000	LP	\$4,000,000
1	1	5	High Point High School - Replacement	\$258,539,000	LP	\$0
4	5	6	New International HS at Langley Park	\$43,471,000	LP	\$0
4	5	8	Thomas Johnson Middle School Staged Renovation	\$31,958,000	LP	\$0
2	3	9	Berwyn Heights Elementary School Staged Renovation	\$16,629,000	LP	\$0
Major Projects & Modernization Subtotal				\$995,794,000	\$59,488,000	\$78,800,000

SYSTEMIC REPLACEMENT PROJECTS
(State & County CIP Funding)

BOE District	County Council District	Local Priority	Project Name	Total Estimated Project Cost	FY24 State Funding Request	FY24 County Funding Request
4	3	7	Woodridge ES HVAC Replacement	\$7,941,000	\$3,650,000	\$1,350,000
Systemic Projects Subtotal				\$7,941,000	\$3,650,000	\$1,350,000

Appendix A: FY24 CIP PROJECT LIST

**FUTURE FUNDED MODERNIZATIONS & REPLACEMENT PROJECTS
(State & County Funded)**

BOE District	County Council District	Priority	Project Name	Total Estimated Project Cost	FY24 State Funding Request	FY24 County Funding Request
9	9	N/A	Gywnn Park HS Renovation/Moderization	\$250,000,000	\$0	\$0
Major Projects & Modernization Subtotal				\$566,651,328	\$0	\$0

ALTERNATIVE CONSTRUCTION FINANCING (ACF) PROJECTS

BOE District	County Council District	Priority	Project Name	Total Estimated FY24 Project Cost	FY24 State Funding Request	FY24 County Funding Request
varies	varies	n/a	Phase I (New Adelphi Area MS; Walker Mill MS; Kenmoor MS; Drew Freeman MS; Hyattsville MS; New Potomac Area K-8)	\$15,000,000	n/a	\$15,000,000
varies	varies	n/a	Phase II (Admin Costs)	\$9,500,000	tbd	\$9,500,000
Alternative Construction Financed (ACF) Projects Subtotal				\$24,500,000	n/a	\$24,500,000

**SHORTFALL FUNDING FOR PREVIOUSLY APPROVED PROJECTS
(County Funding Only)**

BOE District	County Council District	Priority	Project Name	Total FY24 Project Estimated Cost	FY24 State Funding Request	FY24 County Funding Request
N/A	N/A	N/A	Open Space Pod Projects Financial Closeouts	\$1,500,000	N/A	\$1,500,000

New State Law: Built to Learn (BTL) Funding Overview

BTL Law - Total debt not-to-exceed \$2.2 billion / Current bond proceed estimates \$1.7 billion as a total funding level

As of 11/2022 - 14 projects currently totaling \$339,980,467

State participation possible in eligible costs of planning, design, construction, furniture, fixtures, & FFE within approved scope.

- **At portfolio level, LEA works with IAC to:**
 - Identify top-priority projects for potential funding; and
 - Identify best fit of available funding programs for each project (combo-funding is an option).
- **At project level, LEA works with IAC to develop scope, budget & timeline for projects:**
 - IAC evaluates & approves project-specific educational specifications & feasibilities
 - IAC approves project funding allocation
 - LEA and MSA sign a project-specific MOU;
 - MSA decides whether MSA or LEA will manage the project.
 - MSA and LEA executes project as outlined by MOU.

Questions

