





May 1, 2023

MEMORANDUM

TO: Edward P. Burroughs, III, Chair
Government Operations and Fiscal Policy (GOFP)

THRU: Josh Hamlin 
Director of Budget and Policy Analysis

FROM: Lavinia A. Baxter 
Senior Budget and Policy Analyst

RE: Revenue Authority
Fiscal Year 2024 Budget Review

Budget Overview

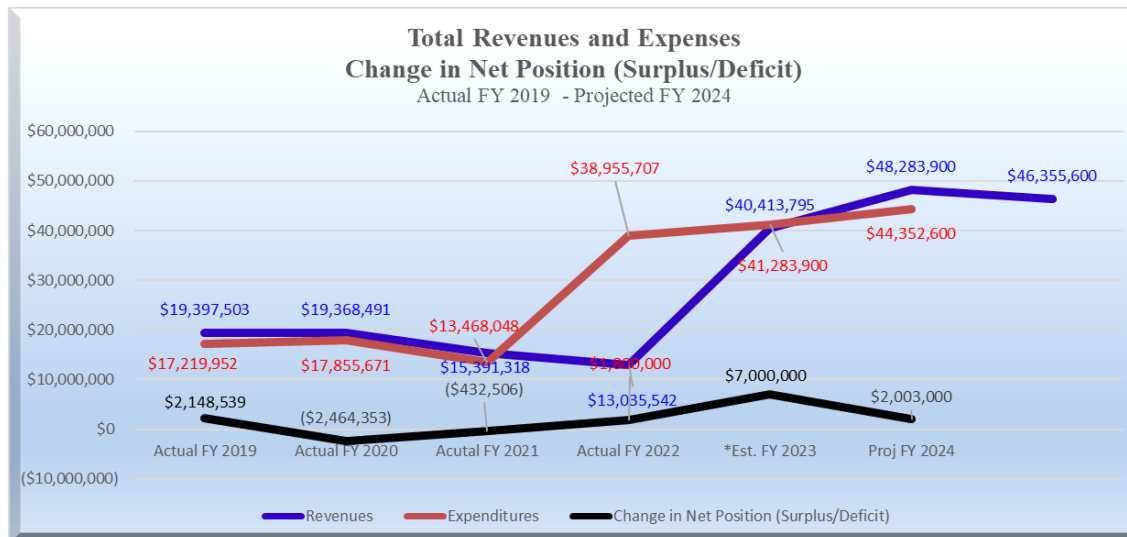
- The FY 2024 Proposed Budget for the Revenue Authority (the “Authority”) is approximately \$46.3 million. This is an increase of approximately \$4.9 million, or 11.9%, over the FY 2023 Approved Budget.
- The increase is primarily due to increases in operating costs to support the new School Bus Stop-Arm Camera safety program in partnership with Prince George’s County Public Schools (PGCPS) and Prince George’s County Police Department (PGCPD), costs associated with the increase of debt services, along with increases in bond payable interest expense for legal fees associated with bond issuance.
- The Revenue Authority serves to provide a real estate development and development finance agency, an operator of programs and facilities, and a manager of programs and facilities in partnership with other County agencies.

Budget Comparison – Approved Fiscal Year 2023 to Proposed Fiscal Year 2024 Budget

Category	Actual FY 2022	BUDGETED			
		Approved FY 2023	Proposed FY 2024	Change Amount	Percentage Change
Revenues					
Net Operating Income (Facilities)	\$21,013,600	\$23,762,400	\$25,106,500	1,344,100	5.7%
Net Manged Program Income (Enforcement)	19,371,728	17,592,000	21,144,000	3,552,000	20.2%
Net Interest Income (Expense)	28,467	39,400	85,000	45,600	115.7%
Use of Fund Balance				-	#DIV/0!
Total Net Revenues	\$40,413,795	\$41,393,800	\$46,335,500	\$4,941,700	11.9%
Expenditures					
Net Compensation and Benefits	\$5,016,200	\$5,472,300	\$6,178,900	706,600	12.9%
Managed Program Operating Expenses	3,994,100	4,811,300	1,894,000	(2,917,300)	(60.6)%
Facilities Operating Expenses	27,454,449	26,467,700	30,484,800	4,017,100	15.2%
Capital Outlay	-	-	-	N/A	N/A
Subtotal	\$36,464,749	\$36,751,300	\$38,557,700	\$1,806,400	4.9%
Managed Program Funds to County	3,449,046	3,119,300	5,775,000	2,655,700	85.1%
Reserve for Maintenance & Economic Development ¹	500,000	1,523,200	2,002,800	479,600	31.5%
Total Net Expenditures	\$40,413,795	\$41,393,800	\$46,335,500	\$4,941,700	11.9%

Financial Position

- The Statement of Net Position represents the financial position of the Authority on a full accrual historical cost basis. Net Position is the difference between what the Authority possesses in assets less all amounts due to outside parties, both short-term and long-term. Increases or decreases in the Authority’s net position are indicators of whether the Authority’s financial health is improving or deteriorating. According to the Audited Financial Statement, net position increased by \$1.5 million for fiscal year 2022. *See chart below* which excludes managed programs.



Source: FY 2024 First Round Response Q.4 (excludes managed programs)

- The largest portion of the Authority’s assets is capital assets being depreciated, consisting of building and property plant and equipment, which makes up approximately \$33.0 million of total assets. The largest portion of the Authority’s liabilities are bonds payable, which represents approximately \$91.8 million of the total liabilities.
- Cash, cash equivalents and investments as of June 30, 2022, was \$27.5 million.
- Operating income for the year ended June 30, 2022, totaled approximately \$2.1 million.
- As of June 30, 2022, the Revenue Authority’s assets exceeded liabilities by approximately \$44.9 million. A significant component of the Authority’s net position, about 47.2%, or approximately \$21.2 million, was recorded as Unrestricted-Undesignated funds.
- The Authority's Proposed FY 2024 budget will continue to show a recovery from the pandemic. The Proposed FY 2024 budget was modified with a 11.9% increase in both revenues and expenditures.
- The Proposed FY 2024 budget will reflect a 14.6% increase in revenues and expenses compared to FY 2022 actuals.
- In FY 2024, it is projected that the Authority's revenue stream for parking citations and meters will increase by 1.9% and 1.4% respectively. The Authority will continue to maintain expenses at normal level as needed.

Authorized Staffing Count

	FY 2023 Approved	FY 2024 Proposed	Change Amount	Percentage Change
Full-Time (FT)	66	69	3	4.5%
Part-Time (PT)	40	32	-8	-20.0%
Total	106	101	-5	-4.7%

Staffing Changes, Compensation and Response to the Pandemic

- In FY 2024, compensation is proposed at approximately \$4.8 million, which represents an increase of \$502,700, or 11.6%, over the FY 2023 Approved Budgeted level. Funding is proposed for 69 full-time, and 32 part-time positions in FY 2024. This represents an increase of three (3) fulltime part-time and decrease by 8 parttime positions above the FY 2022 approved level.
- The Authority is reporti.ng that as of March 2023, there are seven (7) vacancies which are expected to be filled in FY 2024. The positions are: Chief Financial Officer, one (1) Information Processor, and five (5) Parking Enforcement Officers (PEOs). The Chief Financial Officer position was filled on April 2, 2023 by the incumbent with the appointment of the new Executive Director Denise Robinson.
- In FY 2022, the Revenue Authority issued a mid-year cost-of-living adjustment (“COLA”) in the amount of \$126,453 (2.5%). In FY 2024, funding in the amount of \$229,900 is provided for COLAs.

- In FY 2023, overtime is projected at \$4,500, and proposed at \$4,500 for FY 2024. This is a decrease of \$8,000 from FY 2023 budgeted amount of \$12,500. The Authority allows overtime for the enforcement staff assigned to FedEx field events, and this cost is 100% recoverable from the County's Police Department.
- The Revenue Authority's FY 2024 Proposed Budget also includes funding of \$23,750 for 475 hours of review time for 2 off-duty part-time Police Officers from the Prince George's County Police Department's (PGCPD) related to the ASE & RLC programs. Proposed FY 2024 funding for the School Bus Stop Arm program includes funding of \$23,750 for 475 hours of review time by two (2) off-duty part-time Police Officers.
- In response to the COVID-19 Pandemic the Authority is reporting the following related to staffing:
 - ✚ The Authority continues to function in a hybrid work mode.
 - ✚ The Authority has increased revenue production since last year in meter revenues and management fee revenues. The Authority will continue to maintain expenses at normal levels as needed.
 - ✚ The Authority has improved our parking enforcement database and parking enforcement equipment to efficiently issue parking citations which has resulted in increased revenue totals. The effect has improved increase in parking citations totals by 10% to 15% on a monthly basis.

Related Party Transactions

- The Revenue Authority reported its "Related Party Transactions" and contractual agreements *in the table on the following page*.
- In FY 2024, the Revenue Authority will receive payments from the County for rental of the Hyattsville Justice Center (HJC) parking facility (\$660,000), and a management fee and annual fee for the operation of the Hyattsville Justice Center parking facility (\$165,000), pursuant to the HJC rental agreements. *Related Party Transactions Notes 3, 4, and 5*.
- In FY 2024, the Authority anticipates that it will reimburse the County \$55,000 in fuel costs (Note 11) for the use of County fuel facilities for parking enforcement vehicles.
- As of June 2019, an Addendum No.3 was made to the parking facilities lease between the Authority and the County, such that amounts owed by the Revenue Authority to the County under Section 2.01 of the Parking Facilities Lease will be abated and not paid. The amount abated will be \$1 million dollars annually for the Annual Fines Distribution (Note 1 for Shared Parking Fine Revenues) and Facilities Lease (Note 2 – for Parking Facilities). The abatement of the Annual Lease payment shall end and payment shall resume at the time that the indebtedness for the Capital Regional Medical Center (CRMC) Garage Bond is paid in full and the bonds' obligation is satisfied (expected to be 30 years).

RELATED PARTY TRANSACTIONS					Footnote for Description
Transaction Entity (TE)- Agreement Description	Funds (paid to)/ received from TE				
	FY2022 Actual	FY2022 Approved	FY2023 Approved	FY2024 Proposed	
Prince George's County-Annual Fines Distribution	\$0	\$0	\$0	\$0	1
Prince George's County-Facilities Lease	\$0	\$0	\$0	\$0	2
Prince George's County-HJC Annual rent	\$660,000	\$660,000	\$660,000	\$660,000	3
Prince George's County-HJC Garage Mgmt Fee	\$115,000	\$115,000	\$115,000	\$115,000	4
Prince George's County-HJC Annual Fee	\$50,000	\$50,000	\$50,000	\$50,000	5
Prince George's County-Dept. of Corrections	\$7,135	\$10,000	\$12,000	\$4,500	6
WMATA - New Carrollton Garage	\$0	\$0	\$0	\$0	7
DPW&T-CCTV Monitoring	\$2,800	\$2,800	\$2,800	\$2,800	8.1
DPW&T-CCTV-Mtce ReservePr. Geo. Cty	\$22,283	\$24,200	\$24,200	\$24,200	8.2
DPW&T-Fringe Lot Maintenance	\$418,000	\$418,000	\$418,000	\$418,000	8.3
Payments from DPW&T	\$443,083	\$445,000	\$445,000	\$445,000	
PGPD - Automated Speed	\$14,104	\$36,000	\$57,986	\$36,000	9
PGPD - False Alarm (FARU)	\$84,104	\$68,750	\$93,750	\$87,500	9
PGPD - Red Light	\$557,162	\$600,000	\$650,000	\$675,000	9
Prince George's County - Other - FedEx Events	\$7,854	\$12,000	\$12,000	\$12,000	10
Prince George's Fuel Agreement	\$55,300	\$25,000	\$36,000	\$55,000	11
Abandoned Vehicle Unit	\$480,890	\$455,025	\$521,900	\$543,800	12
Board of Education - School Bus Camera	\$1,302,716	\$0	\$175,000	\$228,000	13
County IT services	\$0	\$0	\$817,750	\$1,237,500	14
Footnote Legend					
Information discussed under Related Transactions Party Section of this Report					

No.	Description of Agreement
1	Addendum No. 4 to Parking Facilities Lease
2	Addendum No. 4 to Parking Facilities Lease
3	HJC Lease Agreement page 16
4	HJC Construction and Parking Facility Agreement Section 5.5
5	HJC Lease Agreement page 4
6	Letter to Barry Stanton dated May 20, 2002
7	Operating and Management Agreement dated 1/1/87 with WMATA
8.1	Addendum No. 1 to Parking Facilities Lease, Section 6 - Electronic Monitoring System
8.2	Addendum No.1 Parking Facilities Lease, Section 6, item F
8.3	Addendum No.1 to Parking Facilities Lease, Section 4 & 5
9	MOU's between PGPD and RAPGC for ASE, FARU, Red Light Camera and School Bus Camera
10	Verbal agreement to reimburse salary cost for event enforcement
11	Cooperative Fuel Agreement dated May 10, 2014
12	MOU between County and RAPGC
13	MOU between the Board of Education and RAPGC
14	County master budget per fiscal year - RAPGC allocated portion
15	New Carrollton Garage Revenue Agreement - Addendum 5 County and RAPGC

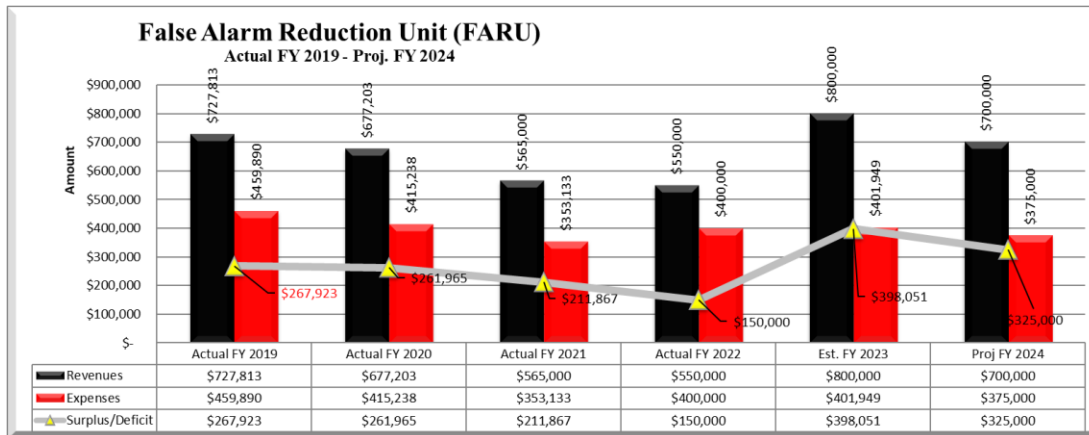
- The PGC Annual fines distribution and PGC facilities lease agreements are being deferred by MOU between the County and the Revenue Authority until the capital regional medical center garage bonds of 2020 are expired. The bonds expire in 30 years.
- The WMATA New Carrollton agreement is terminated due to the garage being demolished.

Police Department and Prince George’s County Public School (PGCPS) Managed Programs

- The Authority will continue to manage several Police Department programs in FY 2024 which include the False Alarm Reduction Unit (FARU), the Automated Speed Enforcement (ASE), the Red-Light Camera (RLC), and the Abandoned Vehicle Unit.

False Alarm Reduction Unit (FARU) Program

- Beginning in FY 2021, the Revenue Authority made a management decision to contract the back-office work to a primary contractor, which have maintained program expenses. Since then, the program has accomplished efficiencies in operations and customer relations. Prior to the restructuring, the Program was operating at a loss. Post-restructuring, the program continues to realize a funding surplus.
 - ✚ Revenues are projected at \$700,000 in FY 2024, with expenses of \$375,000 which would result in a \$325,000 surplus.
 - ✚ Prince George’s County Maryland Ordinance was updated to charge a residential permit fee of \$20.00 as part of the Biennial permit renewal process. The revised ordinance also assesses a \$50.00 fee for false alarms beginning with the third activation.
 - ✚ The False Alarm Unit’s surpluses are remitted to the County, and deficits are billed to the County. *Please see chart on the following page.*



Source: FY 2024 Budget Response First Round - Attachment C/D

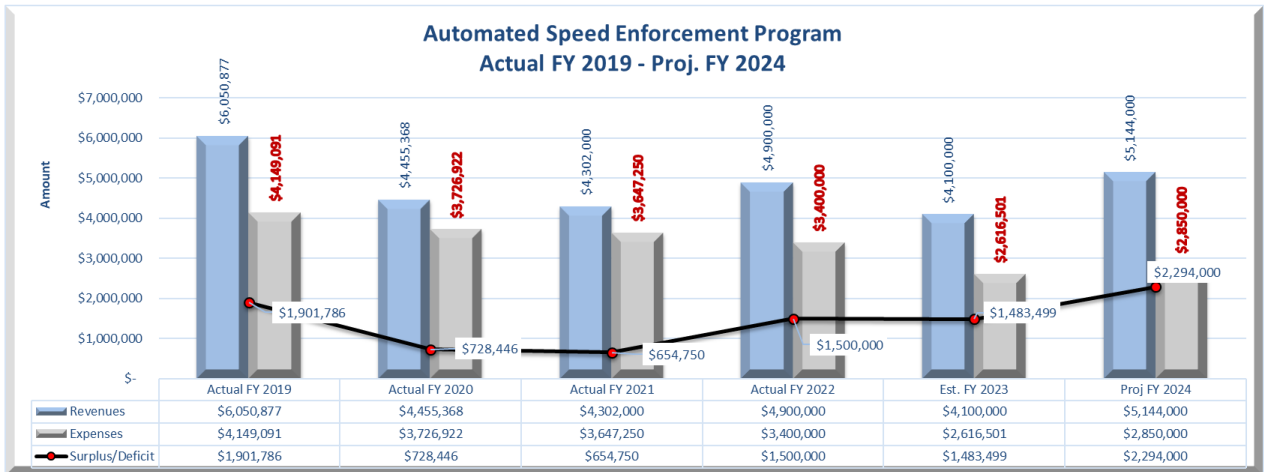
Automated Speed Enforcement (ASE) Program

- The County’s Automated Speed Enforcement (ASE) program is a joint effort between the Revenue Authority, the Prince George’s County Police Department (PGCPD or Police Department), and the Department of Public Works and Transportation (DPW&T). The Revenue Authority manages the Program on behalf of the County’s Police Department for a fee of 2% of net program revenues. A vendor, Conduent Solutions, is currently responsible for the collection of ASE fines. The following is noted regarding the ASE program:
 - ✚ The core term of the ASE contract with Conduent Solutions, was from February 26th, 2019, to February 26, 2022. The County is currently in the process of executing the first-year extension of two (2) additional one-year options.

- ✦ As of March 2022, the ASE program had 66 operational mobile speed cameras deployed, and six (6) replica (dummy) cameras. This is unchanged from FY 2022.
- ✦ Maryland Route 210 (Indian Head Highway) PG 305-19 (HB-187) passed in the Maryland General Assembly and allowed cameras to be located on Route 210 (State Road) in the County. However, the inability to retain revenues generated from those camera sites, which is forwarded to the State of Maryland, negatively impacts the program's bottom line.
- ✦ As of March 2023, cameras located on Indian Head Highway generated 15,972 citations. The Northbound 14400 Block of Piscataway Highway (formerly Indian Head Highway) had the highest number of citations issued for the period reviewed with 8,435 citations.
- ✦ Potential revenues in FY 2023 on MD 210 is projected at \$289,320.
- ✦ The Authority's *Response to First Round Q.42d - Attachment H* include the full list of camera locations and incidents generated in FY 2023, to date (82,112). The top ten (10) locations for citations between July, 2021 and June, 2022 were:

<u>Locations</u>	<u>Number of Citations</u>
○ 2054 Allentown Rd WB@BrinkleyRd	10,884
○ 14400 Blk Indian Head Hwy -	8,435
○ 4100 Blk Ritchie Marlboro Rd	7,951
○ 11100 Blk Indianhead Hwy -SB	5,378
○ 3500 Blk Regency Parkway -SB	2,585
○ 8600 Blk Allentown Rd – NB	2,570
○ 10100 Blk Lake Arbor Way - WB	2,377
○ 13700 Blk Laurel Bowie Rd (MD 197) – NB	2,164
○ 18200 Blk Indian Head Hwy- NB	2,159
○ 8200 Blk Landover Rd (MD 202) – SB	2,123
○ 8200 Blk Landover Rd (MD 202)- NB	1,938

- ✦ The program has six (6) replica cameras in use. The locations are selected and the camera equipment is operated by PGCPD.
- ✦ State legislation passed in 2016 (House Bill 929), states that the vendor of a speed program cannot receive compensation based on the number of citations issued or paid. In accordance, the County now pays the vendor a flat rate fee for each operational camera, which allows for the County to budget accordingly and manage cash flows monthly. However, this affects the cost of the program as the County is paying for cameras that generate little to no citations.
- ✦ The Approved Budgeted FY 2023 revenues is \$5.1 million. However, estimated revenues are anticipated to be \$1.0 million lower than projected, at \$4.1 million. FY 2023 estimated program surplus is \$1.5 million. *See chart below.*



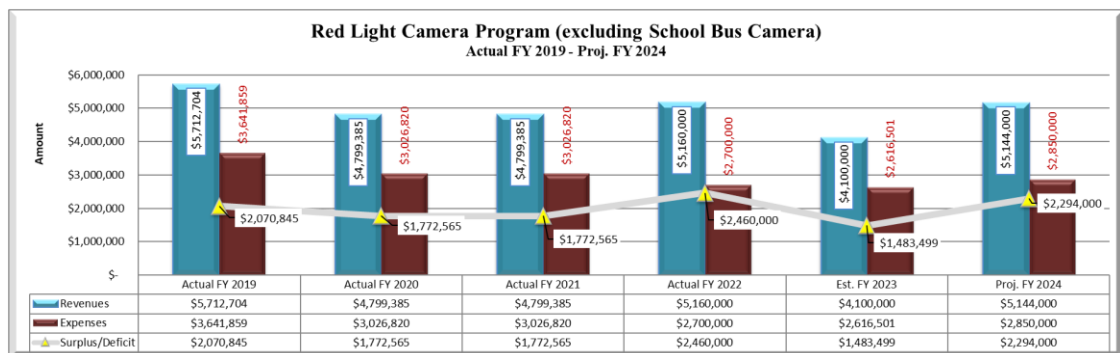
Source: FY 2024 Budget Response First Round Q.7,8- Attachment C/D

- ✦ In FY 2022, the Authority earned management fees related to the ASE program of \$14,104, or 2% of net revenues.
- ✦ The ASE program has 460,070, violations, valued at approximately \$18.4 million, in outstanding, uncollected revenues in FY 2023 to date. Approximately \$12.5 million, are in-State, and approximately \$5.9 million, are out-of-State.
- ✦ The Revenue Authority has continued to monitor the collections efforts of the Automated Speed Enforcement program in collaboration with Conduent and the County. The Authority is working with Penn Credit for a comprehensive collection effort that pursues collections across state lines.
- ✦ The ASE program revenues are not on target. The Department cites change in driver behavior as the primary reason for the reduction. Program revenues are about \$5.1 million the program is estimated to produce \$4.2 million last fiscal year.
- ✦ For FY 2024 the department is budgeting for 12 rather than 14 Police Officers to review outstanding citations. The Authority estimates that the number of hours needed will increase by 147 and cost the program an additional \$7,350.

Red Light Camera (RLC) Program

- The Revenue Authority supports the DPW&T in the administration of the automated Red - Light Camera (RLC) program for the Police Department for a fee of 12.5% of program gross revenues. The County’s designated vendor is currently responsible for collecting RLC violation fines. The following is noted regarding the RLC program:
 - ✦ The County entered into a rider agreement with a Manassas, Virginia contract with Conduent State and Local Solutions as the vendor.
 - ✦ The contract commenced to July 30, 2021 and ends December 15, 2022. The agreement may be renewed for seven (7) one-year extensions. The program is currently in the first option year effective: December 16, 2022 and shall expire December 15, 2023.

- ✦ The program lost two (2) camera locations due to the construction of the purple line and experienced downtime in others due to construction projects throughout the County.
- ✦ There have been 51 cameras installed throughout the life of the contract, 46 Red-Light locations remain, with the requirement to add an additional 10 locations prior to the end of the core term.
- ✦ The program is currently in the permit process for three (3) additional locations. The implementation of new locations is currently pending the approval of the Chief of Police.
- ✦ The FY 2023 estimated revenues are anticipated to be \$5.2 million, with an estimated program surplus of \$2.4 million. Program revenues are not on target to the FY 2023 projection of \$6.1 million. The program is estimated to produce \$5.2 million dollars a slight decrease below projections. *See chart below.*
- ✦ In FY 2022, the Authority earned management fees related to the RLC program of \$557,162.
- ✦ The RLC program has 259,737 violations, valued at \$19.5 million, in outstanding uncollected revenues in FY 2023 to date, of which approximately \$14.2 million, or ~73%, are in-State, and approximately \$5.3 million, or ~27%, are out-of-State.
- ✦ The Revenue Authority is working with Penn Credit for a broader reach collection effort that pursues collections nationwide.



Source: FY 2024 Budget Response First Round Q.33 - Attachment G

School Bus Stop Arm Camera Program

- The Authority and Prince George’s County Public Schools (PGCPS) entered into a Memorandum of Understanding (MOU) effective July 1, 2020, in which the Authority was contracted to manage the program funds, citations and program personnel on behalf of PGCPS, by performing the back-office processing of citations and accounting services for the Program. This agreement was not included in the interagency agreement schedule due to the fact that COVID 19 postponed school activity during FY 2021.
- Compensation is paid to the Authority of 12.5% of the Program fund’s gross revenues. In fiscal year 2022, the Authority was paid approximately \$1.3 million or approximately \$1.25 million over the fiscal year 2021 budget.
- The Program is operated by the vendor Bus Patrol. Neither PGCPS nor taxpayers have to pay for the technology. The initiative will fund itself through its own fine revenue.
- In Spring 2021, PGCPS announced that it had installed ticket cameras on all 1,216 of its buses. When drivers pass a school bus with its stop sign extended, the Prince George’s County Police Department will review events and the vendor mails a \$250 ticket.

- The School Bus Stop Arm program, kicked off when hybrid learners returned to school on April 8, 2021. The cameras capture 180 degrees and up to eight (8) lanes of traffic.
- In FY 2023, estimated revenues are projected at approximately \$8.4 million, and expenditures are projected at approximately \$7.6 million, for a projected program net income of \$1.3 million. *See table below.*

	FY 23 Total	Notes
Revenues		
School Bus Stop Arm Enfo Revenue	8,354,818.80	Cash pymts from violators for valid School Bus Camera violations
Total Revenues	8,354,818.80	
Gross Profit		
	8,354,818.80	
Expenses		
Salaries	43,436.83	Prgm staff - review of data to issue citations.
Federal & FICA Taxes ER	3,322.95	Prgm staff - review of data to issue citations.
State Unemployment Tax ER	228.17	Prgm staff - review of data to issue citations.
Lease Facility	2,800.00	Office space use - 1300 Mercantile Lane ste 108
Processing Fees	6,662,811.28	Vendor (Bus Patrol) fee per installed Bus Camera
Bank Service Charges		bank fee to operate a dedicated account for School Bus Prgm
Administrative Fee Expense	422.45	
	1,044,352.35	Mgmt fee per MOU between PGCP&S & RAPGC
Total Expenses	7,757,374.03	
Net Income	597,444.77	Net revenues provided to PGCP&S

Department of Public Works and Transportation (DPW&T) Managed Programs

- The Revenue Authority estimates that \$445,000 will be received in FY 2024 from the Department of Public Works & Transportation (DPW&T) for the operation, management, and Closed-Circuit Television (CCTV) monitoring of County fringe parking lots. This amount remains unchanged from the prior two fiscal year.
- The Authority provides the maintenance and repair services for the five (5) fringe lots located within Prince George's County on behalf of DPW&T for a total of 2,764 public parking spaces in the following locations: Laurel (684), Bowie (630), Oxon Hill (610), Clinton (422), and Fort Washington (418).
- Details on fringe/commuter lots:
 - ✚ The lots are free of charge and open to the public who commute to work by bus or carpool.
 - ✚ The parking lots are self-park and are not staffed at any time.
 - ✚ Payment to the Authority is based on the Consumer Price Index (CPI) for the area (currently \$84.64/per space rate).
 - ✚ The current costs to maintain these lots is \$142.83 /per space rate and represent a 42.8.% shortage in funding. The Authority, per the executed agreement with DPW&T can request end of year funding fulfillment.
 - ✚ The Authority did incur expenses with increases due to light repairs in FY 2023. All of the fringe lots were upgraded to LED light fixtures. The total leasehold improvement cost was \$73,000 thousand. The Authority will maintain the landscaping and surface repairs as needed.

Department of the Environment (DOE) Managed Program - Abandoned Vehicles Unit (AVU)

- The Authority began informally partnering with DOE to manage the Abandoned Vehicles Unit (AVU) in July 2018. Effective June 3, 2019, the Authority formally began managing the program on behalf of DOE and will have full-time enforcement in north, central and south County.

- The Authority contracted, through an Office of Central Services (OCS) solicitation, to work with multiple (currently 4) County-based tow companies who will provide towing, storage and customer service to residents. A Memorandum of Understanding (MOU) with the Revenue Authority was ratified in June 2019.
- The AVU program will no longer be generating any revenues for the County from the actual car pick-up, storage or sale activities, as the towing operator will both tow, store and collect revenues.
- The Revenue Authority's code enforcement officers identify abandoned vehicles and subsequently notify and impound if necessary.
- The Authority's administrative staff coordinates, and issues all required notification to all responsible parties in accordance with the law.

AVU Highlights:

- ✚ The AVU program, which is a segment of the parking enforcement program, had a successful FY 2022. Staff were able to identify, via 311 calls, any vehicle or property that was considered abandoned on a County roadway or lot for over 72 hours.
- ✚ AVU officers then contact tow truck companies to pick up the vehicles and transport to a secure lot.
- ✚ The initial term for the contracts executed by DOE between the tow vendors and DOE expired June 2021. There are three (3) one (1) year extensions built into the current contract. The Revenue Authority will draft amendments to the current contract by and between the current tow vendors and DOE pending authorization from DOE/Office of Central Services (OCS).
- ✚ As of March 2023, The Revenue Authority earned revenues from the County of \$521,900 (FY 2023) and proposed revenues of \$543,800 which matches the Authority's expenses for managing the program.

Facilities and Operating Revenues and Expenditures

- The Authority is reporting the following related to revenues and expenditures during the pandemic, it has:
 - ✚ Steadily increased revenues back to pre-pandemic levels. Currently, the Authority is at about 88% of pre-pandemic totals. Expenditures for the Authority are adjusting in parallel to revenues.
 - ✚ The Authority has increased revenue production since last year in meter revenues and management fee revenues and will continue to maintain expenses at normal levels.
 - ✚ The Authority does not anticipate receiving any COVID-19 relief funds in FY 2022 or FY 2023.
 - ✚ Parking Enforcement has improved the data and parking enforcement equipment to efficiently issue parking citations which has resulted in increased revenue totals. The effect has improved the increase of parking citations by 10% to 15% on a monthly basis.
- In FY 2024, the Revenue Authority's revenues are proposed at approximately \$46.3 million, and are comprised of the following major items:
 - o Fine Revenue Enforcement /PVN Processing ~\$12.9 million
 - o School Bus Camera ~9.9 million
 - o County Debt Service ~6.2 million

- o Red Light Camera Enforcement Program ~5.4 million
- o Speed Enforcement Program ~5.1 million
- o Management Fee Income ~2.2 million
- o Meter Fees ~1.3 million

- The revenue table (see *Appendix D2* of this report for a complete list) compares the FY 2024 Proposed Budget revenues with the FY 2023 Approved Budget revenues. The most significant dollar reduction between the FY 2023 Proposed Budget and the FY 2022 Approved Budget, was the reduction in the Daily Lot Fees (~\$72,000 reduction) due to the effects of the ongoing Pandemic.
- In FY 2024, the Authority is anticipating Fine Revenue-Enforcement PVN to increasing by \$417,700 thousand to \$12.9 million.
- In FY 2024, the Authority is anticipating Monthly Permit Income to decreasing by \$310,000 to \$500,000
- In FY 2023 the Authority anticipates earning approximately \$1.9 million in parking revenues from locations Hyattsville Justice Center, Department of Corrections, National Harbor, Upper Marlboro Courthouse and the Authority’s Meters. This is projected to increase by \$122,000 in FY 2024 to approximately \$2.0 million.
- The expenditure table (see *Appendix C* of this report) compares the FY 2024 Proposed Budget operating expenditures with the FY 2023 Approved Budget operating expenditures. The most significant dollar reduction between the FY 2024 Proposed Budget and the FY 2023 Approved Budget, is the reduction in expenditures related to the cost for the Red-Light Camera Program of approximately \$2.5 million.
- In FY 2024, the Revenue Authority’s facilities and operating expenses are proposed at approximately \$46.3 million, and are comprised of the following major items:
 - o School Bus ~\$8.8 million
 - o Interest Expense ~4.1 million
 - o Debt Service ~ 3.8 million
 - o Speed Enforcement ~3.3 million
 - o Red Light Camera Program ~2.9 million
 - o Depreciation ~ 1.8 million
 - o Anticipated Economic Development ~1.5 million
- The \$6.5 million increase in the School Bus Stop Arm program expenditures in FY 2022, is a result of the agreement between the Prince George’s County Public School System and BusPatrol (the vendor). BusPatrol is paid a contracted fixed “Technology Fee” of \$400 per month for each School bus that is equipped with a BusPatrol Camera. The fee is continuous with the operation of the program.
- Reserve Maintenance and Economic Development is proposed to slightly increase by \$479,600 thousand in FY 2024 to \$205 million. The Authority will conduct a 5-year periodic review of facilities in May 2023. The current estimated contribution to the reserve maintenance account fund is set at \$500k annually.

- In FY 2023 Electronic Security Services, Inc. (computer maintenance vendor) is the largest proposed contract increase at \$39,000. The largest contract decrease is GM Financial Service (vehicle leases) in the amount of \$76,000 for converted fleet.
- For a complete list of contracts, see *FY 2043 Budget Response First Round Q.18, Attachment E – Contracts*.

Capital Improvement Program (CIP) and Economic Development

The Capital Budget of the Revenue Authority is separate and distinct from the County’s Capital Improvement Program (CIP).

- The Authority has engaged in several CIP and Economic Development Projects in FY 2023 and plans for FY 2024 and beyond. See table the table below for FY 2023 and 2024 Proposed Funded CIP projects. Note: One (1) deleted project, Hamilton Street Garage. The Hyattsville Justice Center project is delayed.

Capital Improvement Program, FY 2023 and FY 2024						
	Description	FY 2023 Approved	FY 2023 Estimate	FY 2024 Proposed Budget	Total Project Cost	Status of Project
1	Suitland Workforce Block K	\$106,000	\$500	\$34,000	\$150,000	Pre-Development
2	Suitland Mixed Use A&B	\$0	\$0	\$121,500	\$250,000	Pre-Development
3	Suitland Project	\$53,700	\$25	\$52,000	\$138,000	Pre-Development
4	UM Medical Ctr Garage	\$2,800	\$0	\$3,180	\$40,000	operational
5	HJC Renovations	\$0	\$0	\$0	\$6,800	operational
	Total		\$ 525	\$ 210,680		

Note: \$ in millions

Source: First Round Responses Q. 10

- Highlights:
 - ✚ Proposed FY 2024 Expenditures and Funding Sources: Total: \$205.5 million
 - Funding Sources: Other – \$205.50 million; 100%
 - ✚ One (1) project completed: Capital Regional Medical Center construction was completed in FY 2021. In FY 2024, ongoing garage maintenance is anticipated.
 - ✚ One (1) new project: Suitland Mixed Use Building – A&B
 - ✚ One (1) project delayed: Hyattsville Justice Center Garage

Capital Improvement Program (CIP) – Suitland Project (ID#4.91.0003)

Proposed FY 2024 Expenditure: \$50 million

Proposed FY 2024 Funding Source(s): Other (\$50 million)

Councilmanic: District 7

Project Class/Status: New Construction/Under Construction

- For the purpose of acquisition, relocation, demolition and clearance of approximately 33 acres of commercial and residential properties for redevelopment.

- This project is a component of a broader Suitland revitalization initiative to improve the business climate and residential community in the area adjacent to the Suitland Federal Center.
- Acquisition of over \$28 million worth of land with the completed development project estimated to have a value of \$300+ million.
- In FY 2017, the Authority finalized the participation in the Suitland/Naylor Road project by issuing \$28 million of Tax Increment Financing (TIF) Bond (revenue bonds).
- Additionally, the Authority has had to create an economic reserve fund of \$2 million related to the issuance of the TIF Bond as a contingency for the bond issuance.
- Highlights:
 - ✚ The Construction phase continues.
 - ✚ The Other funding is from bond proceeds that will be acquired by the Revenue Authority.
 - ✚ The project is expected to be completed in FY 2024 at a total cost of \$138 million.

Capital Improvement Program (CIP) – Hyattsville Justice Center (HJC) Garage (ID#4.91.0004)

Proposed FY 2024 Expenditure: \$-0-

Proposed FY 2024 Funding Source(s): none

Councilmanic: District 2

Project Class/Status: Rehabilitation/Delayed

- The parking structure is over 30 years old and has begun to experience deterioration. The deterioration is having a negative impact on garage operations and public safety.
- After reviewing the physical assessment performed by an outside consultant, the Revenue Authority is proposing a \$6.8 million total garage renovation that will address the structural integrity of the building and public safety concerns.
- Highlights:
 - ✚ Stage 2 renovations will begin due to a major redevelopment project on the site.
 - ✚ In FY 2024, this project is delayed.

Capital Improvement Program (CIP) – UM Capital Region Medical Center (CRMC) Garage (ID#4.91.0005)

Proposed FY 2024 Funding Expenditure: \$-0-

Project Funding Source(s): Other (\$40 million)

Councilmanic: District 6

Project Class/Status: New Construction/Under Construction

- The University of Maryland Capital Region Medical Center Parking Facility 1,100 space garage is completed. The completed project will provide sufficient parking for hospital staff and visitors.
- The garage was constructed to support the new hospital and adjacent medical office building.
- Contributed the land parcels (67 acres) at the Boulevard (Capital Centre), towards the development plans for the new regional medical center.
- Highlights:
 - ✚ This project is completed.
 - ✚ Remaining reserves are slated for maintenance
 - ✚ Total Estimated Project Cost: \$40 million.

Capital Improvement Program (CIP) – Suitland Workforce Housing Building K (ID#4.91.0006)

Proposed FY 2024 Funding Expenditure: \$-34-

Project Funding Source(s): Other (\$34 million)

Councilmanic: District 6

Project Class/Status: New Construction/Under Construction

▪ **Suitland Workforce Housing – Building K**

- ✦ This project is in concert with the other projects occurring under the Suitland Revitalization project which is providing new housing stock, infrastructure improvements and other enhancements. Total project cost is estimated at approximately \$150 million.
- ✦ Primary funding will be garnered through bond proceeds.
- ✦ The project is currently in the design phase and is going through the entitlement process with planned construction beginning this year. Estimated completion is FY 2025.

Capital Improvement Program (CIP) – Suitland Mixed Use Building A&B (ID#4.91.0007)

Proposed FY 2024 Funding Expenditure: \$-121.5-

Project Funding Source(s): Other (\$121.5 million)

Councilmanic: District 6

Project Class/Status: New Construction/Under Construction

▪ **Suitland Mixed Use – Building A&B**

- ✦ Building A&B project will address the residential and rental needs of the Suitland area. Two (2) mixed use buildings on these lots.
- ✦ Total project cost is estimated at approximately \$250,000,000 million. Funding sources are derived from bond proceeds. Estimated completion date is FY 2027. Planned spending in FY 2024 is \$121.5 million.

Economic Development Projects

The Authority has provided the list of its planned Capital Improvement Projects and Economic Development Projects currently in process for FY 2024 and beyond. *See attachment F for the full list of projects.*

▪ **Suitland Phase I**

- ✦ The Authority is involved in the financing of the Suitland Phase I capital improvement project. The expected total project cost is approximately \$100 million dollars. The Authority will fund approximately \$3.5 million towards the project. Estimated timeframe to complete is FY 2024 The estimated return on the investment is \$365 million.
- ✦ The Authority is presenting a proposal for \$100 million bond issuance to resolve the funding shortfall.

▪ **Hyattsville Justice Center Garage (project delayed)**

- ✦ Total garage renovation that will address structural integrity and public safety begins in FY 2024.
- ✦ Total project cost is estimated at \$6.8 million

▪ **Brentwood I and II**

- ✚ Provided \$3.7 million to become an equity investor in the Brentwood I development project in FY 2019.
- ✚ The Authority contributed an additional \$2.086 million of equity in FY 2020 for the Brentwood II development project.

Reserves

- In Fiscal Year 2007, the Authority established reserves for special projects and for future maintenance, repair and replacement costs.
 - ✚ The **Reserve for Special Projects** is to fund future projects, which promote the public interest and economic development of the County.
 - ✚ The **Reserve for Future Maintenance, Repair and Replacement Costs** is for non-recurring maintenance, repair and replacement costs of capital facilities and equipment.
- In Fiscal Year 2015, the Authority established an **Operating Reserve** to fund short-term agency operating cash needs in case of limited cash balances. The operating reserve balance is calculated at 5% of the current fiscal year approved operating budget.
- Based on the audited financial statements for the period ended June 30, 2022, the reserves are reported as a designated unrestricted fund balance for a total of approximately \$9.4 million. *See table below:*

Designated Reserve Funds	
Special Projects	\$ 6,601,404
Maintenance	1,682,235
Operating	963,700
401k NEC	200,000
Total designated reserve funds	\$ 9,447,339

Source: Financial Statements and Independent Analyst Report

- The Authority utilizes its reserve funds and economic development funds which required several years of accumulated contributions to reach an amount that was adequate enough for major renovations and to participate in economic development projects.
- Accumulated amounts in the reserve funds provides the Authority with the resources for major renovations and economic development projects without the need to acquire debt or burden the County financially.
 - ✚ The Authority utilized both funds in FY 2015.
 - ✚ The Economic Development Fund was the source, in FY 2016, of a bond requirement reserve.
 - ✚ In FY 2018 Economic Development funds were used for the second phase of the Brentwood project and participation in the Capital Region Medical Center (CRMC) garage planning.

- ✚ In FY 2019-2020, Economic Development reserve funds were used for the Suitland development and Pre-construction for the CRMC.
 - ✚ FY 2020 maintenance fund was used for the major renovation of the New Carrollton Garage (\$4.2 million).
 - ✚ The FY 2021 increase in special projects balance is due to the cash proceeds received from the sale of a parcel of land in the Largo area. (\$1.5 million)
 - ✚ Anticipated growth in the Reserve Maintenance fund balance is estimated to be at \$1.98 million by the end of FY 2023, and \$2.3 million in FY 2024, in addition to the Authority's contribution to the fund balance.
- In FY 2023, the Authority estimates that approximately \$500,000 thousand will be used from the Special Projects Reserve Fund for Economic Development, leaving a balance of approximately \$9.1 million. In FY 2024, the Authority is anticipated to generate revenues from operations which it will use to contribute to fund balance.

HIGHLIGHTS

- The Revenue Authority is reporting that it continues to expand its role in the areas of real estate development and development finance. The County will benefit from this expansion by increases in job opportunities and growth in both sales and property taxes. The Authority will contribute resources from its fund reserves and use bond issuance capabilities and revenues from parking enforcement programs to accomplish this goal.
- As a result of the pandemic the Authority is reporting the following on its operations:
 - ✚ The Authority is steadily increasing revenues back to pre-pandemic levels. Revenue production has increased since last year in meter revenues and management fee revenues. The Authority will continue to maintain expenses at normal levels as needed.
 - ✚ The Authority is operating based on trends which are increasing.
 - ✚ The Authority has improved our parking enforcement database and parking enforcement equipment to efficiently issue parking citations which has resulted in increased revenues totals.
 - ✚ The effect has increased parking citations totals by 10% to 15% on a monthly basis.
- The Parking Enforcement program accounts for the majority of budgetary resources. The Authority has over 36 parking enforcement officers that patrol the County during day, evening, and overnight assignments. The officers utilize agency issued cell phones, handheld printers, and a fleet of 24+ vehicles to perform their jobs.
- The Booting Program, which is a segment of the parking enforcement program, had a very successful FY 2023. The program was able to identify any vehicle, based on license plate number, that was recorded in the citation database that had two (2) or more traffic violations over 90 days outstanding. The officers then placed a boot on the vehicle to immobilize it until the debt with the County was settled. The success of the program helped the Authority with cash inflows and reducing aged citations. It is reported that the program will be expanded with the purchase of additional boots and expansion of the program to large trucks, buses, and trailers. The

program will target violators flagged in the database across all of the enforcement programs. In FY 2023, the program costs will increase from \$12.5 million to \$12.9 million.

- The residential parking program was established in 2011 to prevent non-resident violators from parking during restricted hours. The program empowers communities to set parking restriction times and days for their neighborhood.
 - ✚ The program is a petition-driven initiative with a focus on quality of life for residents in Prince George's County. The program is comparable to a gated community without the gates. The premise is that residential program participants should be able to park on the street where they live. Authorized residents with active parking permits will be able to park on the street during restricted hours.
 - ✚ The program is free and voluntary and requires a 60% consensus acceptance in the proposed parking zone. The program promotes safety and discourages parking by residents who do not live in that community.
 - ✚ Digital permits and license plate recognition are the enforcement tools that are utilized. The license plate serves as the parking permit.
 - ✚ The Authority added seven (7) parking zones in FY 2023, with one (1) zone terminated and one (1) pending approval. Current zones by Councilmanic District are listed *in the table below*:

DISTRICT 1	16 ZONES
DISTRICT 2	41 ZONES
DISTRICT 3	12 ZONES
DISTRICT 4	9 ZONES
DISTRICT 5	11 ZONES
DISTRICT 6	3 ZONES
DISTRICT 7	16 ZONES
DISTRICT 8	13 ZONES
DISTRICT 9	4 ZONES
TOTAL ZONES	125
ACTIVE ZONES	125
PENDING ZONES	1

Source: First Round Responses Q. 26a

- In FY 2023, the Authority has purchased twelve SUVs for enforcement. In FY 2024, there are plans to purchase two (2) gas pickup trucks at a cost of \$70,000 thousand. These vehicles will be used for maintenance.
- In FY 2023 YTD, the Revenue Authority received 7,620 cases via 3-1-1, with a 98% on-time closure rate. The most common abandon vehicle complaint includes vehicles parked on a public roadway with expired tags, vehicles sitting for several days and vehicles wrecked or missing tires. Parking complaints range from 72 hour violations, commercial vehicles in residential areas, inoperable or damaged vehicles and blocking driveways. On time closure rate has changed from the definition of being closed within 45 days according to the Motorola system to closed within 14 days in the Salesforce CSR system.
- Some contributing factors for the case not being closed on time include:
 - ✚ Unable to locate a VIN # (assistance is requested from PGPD).

✚ Limited space on the tow lot for large vehicles (i.e. RV, Trailer, etc.)

- The Authority did renovations to the current administrative office at 1301 Mercantile Lane in FY 2023. The Authority reduced the amount of square footage leased and renovated the offices to flexible workspace.
- The current Board of Directors is shown in *Attachment B of the First Round Responses*. Currently there are four (4) Executive appointee members who are serving under expired terms, including the Chair and Vice-Chair. Angie Rodgers and Stanley Earley are both serving as Ex-Officio Members to the Authority's Board.

REVENUES							
	FY 2022 Actuals	FY 2023 Approved	FY 2023 Estimates	FY 2024 Proposed	(\$ Change FY 2023 to FY 2024)	(%) Change FY 2023 to FY2024	EXPLANATIONS
Daily Lot Fees	\$ 336,646	\$ 228,000	\$ 570,000	\$ 600,000	\$ 372,000	163.2%	CRMC visitor parking - Daily income
Monthly Permit Income	787,500	810,000	553,500	\$ 500,000	\$ (310,000)	-38.3%	CRMC more monthly permit fees
Fine Revenue - Enforcement/PVN Processing	11,473,990	12,500,000	10,590,000	\$ 12,917,700	\$ 417,700	3.3%	Decrease in FY23 estimate is due to shortage in staff. For FY24 aggressive enforcement efforts are expected. The agency has purchased 12 new vehicles with license plate recognition to aid in this effort.
Meter Fees	1,188,637	1,281,800	1,231,000	\$ 1,300,000	\$ 18,200	1.4%	In alignment with historical actuals. Agency is potentially looking to increase meter fees for FY25
Management Fee Income	2,035,424	1,204,000	2,735,000	\$ 2,235,600	\$ 1,031,600	85.7%	School Bus Management includes: AVU (\$60k), ASE (\$36k), RL (\$675k), FARU (\$87k) SCHBus (\$1,237,500) HJC (\$115k), CCTV (\$24k)
Lease Income	120,544	194,000	200,000	\$ 190,000	\$ (4,000)	-2.1%	2 Sulland leases includes: HJC (\$50k) & Sulland (\$144k)
County Debt Service	4,073,779	6,218,000	6,218,000	\$ 6,194,100	\$ (23,900)	-0.4%	Per agreements
CCTV Reserve	2,800	2,800	2,800	\$ 2,800	\$ -	0.0%	Closed Caption Television Reserves
Fed Ex Events Enforcement	7,816	12,000	3,800	\$ 4,500	\$ (7,500)	-62.5%	Required reduction in staff
AVU Program	437,861	543,800	543,800	\$ 543,800	\$ -	0.0%	Abandon Vehical Unit
DPWT - Fringe Lot Maintenance	418,000	418,000	418,000	\$ 418,000	\$ -	0.0%	
Other Income	130,603	350,000	175,000	\$ 200,000	\$ (150,000)	-42.9%	3rd party collection fees
Facilities Total	\$ 21,013,600	\$ 23,762,400	\$ 23,240,900	\$ 25,106,500	\$ 1,344,100	5.7%	
Speed Enforcement	\$ 4,900,000	\$ 5,100,000	\$ 4,100,000	\$ 5,144,000	\$ 44,000	0.9%	
Red Light	3,500,000	5,200,000	5,200,000	\$ 5,400,000	\$ 200,000	3.8%	
False Alarm	550,000	750,000	800,000	\$ 700,000	\$ (50,000)	-6.7%	
PGPD Enforcement Total	\$ 8,950,000	\$ 11,050,000	\$ 10,100,000	\$ 11,244,000	\$ 194,000	1.8%	
School Bus Camera	10,421,728	6,542,000	9,870,000	\$ 9,900,000	\$ 3,358,000	51.3%	\$10M for FY22 reflects cash receipts however after further analysis which includes the number of violators that are paying their fines, put the agency on target for \$9.9M in FY24
PGCPS Total	\$ 10,421,728	\$ 6,542,000	\$ 9,870,000	\$ 9,900,000	\$ 3,358,000	51.3%	
Interest Income - MLGIP	\$ 1,306	\$ 35,000	\$ 20,000	\$ 25,000	\$ (10,000)	-28.6%	
Interest Income - Econ Development	12,885	2,800	12,000	\$ 13,000	\$ 10,200	364.3%	Balance increase due to interest earning
Interest Income - Bonds	8,952	1,000	35,000	\$ 40,000	\$ 39,000	3900.0%	New bond issuance 2023
Interest Income - Other	5,324	600	6,000	\$ 7,000	\$ 6,400	1066.7%	Balance increase due to interest earning
Interest Income Total	\$ 28,467	\$ 39,400	\$ 73,000	\$ 85,000	\$ 45,600	115.7%	
Use of Cap Asset Proceeds	\$ -	\$ -	\$ -	\$ -	\$ -	0.0%	
Use of fund Balance	-	-	-	\$ -	\$ -	0.0%	
TOTAL REVENUE	\$ 40,413,795	\$ 41,393,800	\$ 43,283,900	\$ 46,335,500	\$ 4,941,700	11.9%	

Source: FY 2024 Budget Review First Round Attachment C, Operating Revenues

EXPENDITURES							
	FY 2022 Actuals	FY 2023 Approved	FY 2023 Estimates	FY 2024 Proposed	(\$ Change FY 2023 to FY 2024	(%) Change FY 2023 to FY2024	Explanation
Snow Removal	30,000	49,400	40,000	\$ 40,000	\$ (9,400)	-19.0%	
Collections/Deposits	12,000	167,000	115,000	\$ 100,000	\$ (67,000)	-40.1%	Reduction in costs
Contractual Services Operations	109,000	495,000	512,000	\$ 515,000	\$ 20,000	4.0%	Cleaning costs
Fine Processing Fees	1,125,805	982,000	1,200,000	\$ 1,300,000	\$ 318,000	32.4%	
Repair & Maintenance	160,000	191,000	385,135	\$ 125,000	\$ (66,000)	-34.6%	Repairs in 2023 for Suitland
Fuel - Vehicles	25,000	36,000	62,076	\$ 55,000	\$ 19,000	52.8%	Increase in gas prices
Lease - Total	535,000	407,000	287,520	\$ 257,500	\$ (149,500)	-36.7%	Term lease with East Lot
Property & Liability	315,000	298,000	300,000	\$ 315,000	\$ 17,000	5.7%	premium increase
Utilities- Total	130,000	141,000	125,000	\$ 120,000	\$ (21,000)	-14.9%	reduced office space
Telephone	110,000	100,000	106,000	\$ 110,000	\$ 10,000	10.0%	
Tele CCTV - DPWT	7,900	-	-	\$ -	\$ -	0.0%	changed program
Signs & Markings	20,000	39,800	30,000	\$ 35,000	\$ (4,800)	-12.1%	
Supplies - Total	55,000	41,400	47,000	\$ 40,000	\$ (1,400)	-3.4%	
Miscellaneous	500	-	-	\$ -	\$ -	0.0%	
Meals & Entertainment	5,500	2,500	20,000	\$ 5,000	\$ 2,500	100.0%	annual events
Passcard Refunds	200	-	-	\$ -	\$ -	0.0%	agreement ended for NCG
Fee Refunds - Enforcement	15,000	10,000	12,000	\$ 12,000	\$ 2,000	20.0%	
401k Processing Fees	13,000	-	-	\$ -	\$ -	0.0%	included in payroll expense line
Payroll Processing	46,300	42,000	43,000	\$ 42,000	\$ -	0.0%	
Professional Fees - Audit	55,000	47,000	47,000	\$ 50,000	\$ 3,000	6.4%	renew agreement
Professional Fees - Legal	95,000	1,400	50,000	\$ 25,000	\$ 23,600	1685.7%	series 2023 issuance
Consultant Fees	200,000	35,200	70,000	\$ 35,000	\$ (200)	-0.6%	series 2023 issuance
Professional Fees - Planning	275,000	68,300	60,000	\$ 30,000	\$ (38,300)	-56.1%	series 2023 issuance
Office Supplies - Total	32,000	28,200	35,000	\$ 25,000	\$ (3,200)	-11.3%	
Advertising	3,000	5,600	5,000	\$ 5,000	\$ (600)	-10.7%	
Towing & Booting Fees	4,500	2,700	4,500	\$ 5,000	\$ 2,300	85.2%	increase towing calls
Bank Service Charges	32,000	30,000	30,000	\$ 30,000	\$ -	0.0%	
Dues, Subs, and Pubs/Donations	10,000	38,900	40,000	\$ 40,000	\$ 1,100	2.8%	
Software & Computer Supplies	40,000	122,300	215,000	\$ 40,000	\$ (82,300)	-67.3%	office upgrades 2023
Postage	20,000	51,700	35,000	\$ 35,000	\$ (16,700)	-32.3%	
Printing	8,500	8,500	8,000	\$ 8,500	\$ -	0.0%	
Shipping Charges	2,000	3,700	3,000	\$ 3,000	\$ (700)	-18.9%	
Temporary Services - Admin	4,500	1,600	8,500	\$ 5,000	\$ 3,400	212.5%	
Training & Conferences	6,000	8,400	8,000	\$ 9,000	\$ 600	7.1%	
Depreciation	1,500,000	1,381,700	1,770,000	\$ 1,782,200	\$ 400,500	29.0%	fleet vehicles 12 qty, office furniture
Amortization Lease Improve	45,000	180,000	285,000	\$ 215,000	\$ 35,000	19.4%	office renovation
County Technology		387,000	387,000	\$ 443,600	\$ 56,600	14.6%	

	FY 2022 Actuals	FY 2023 Approved	FY 2023 Estimates	FY 2024 Proposed	(\$ Change FY 2023 to FY 2024	(%) Change FY 2023 to FY2024	Explanation
Interest Expense	3,219,537	3,608,600	3,280,000	\$ 4,052,000	\$ 443,400	12.3%	finance LPR and 12 vehicles
Bad Debt Expense	4,591,825	4,900,000	3,365,000	\$ 3,300,000	\$ (1,600,000)	-32.7%	
Reserve Maintenance	500,000	502,800	502,800	\$ 502,800	\$ -	0.0%	
Speed Enforcement Program	3,400,000	4,053,800	2,848,383	\$ 3,344,000	\$ (709,800)	-17.5%	
Red Light Program	2,700,000	3,375,400	2,616,501	\$ 2,850,000	\$ (525,400)	-15.6%	
False Alarm Program	400,000	501,500	401,949	\$ 375,000	\$ (126,500)	-25.2%	
School Bus Camera	9,478,482	6,542,000	8,600,000	\$ 8,800,000	\$ 2,258,000	34.5%	
Debt Services	2,610,000	2,740,000	2,740,000	\$ 3,800,000	\$ 1,060,000	38.7%	
Operating Reserve	-	-	-	\$ -	\$ -	0.0%	
Anticipated Economic Development	-	1,174,100	1,500,000	\$ 1,500,000	\$ 325,900	27.8%	
TOTAL OPERATING EXPENSES	\$ 31,948,549	\$ 32,802,500	\$ 32,200,364	\$ 34,381,600	\$ 1,579,100	4.8%	
Compensation	\$ 3,937,900	\$ 4,324,600	\$ 4,325,593	\$ 4,827,300	\$ 502,700	11.6%	
Fringe	1,078,300	1,147,700	1,254,827	\$ 1,351,600	\$ 203,900	17.8%	
Operating	31,448,549	31,279,000	30,197,564	\$ 32,378,800	\$ 1,099,800	3.5%	
PGPD Program funding to County	2,505,800	3,119,300	4,233,116	\$ 4,675,000	\$ 1,555,700	49.9%	
PGCPS funding	943,246	-	1,270,000	\$ 1,100,000	\$ 1,100,000	0.0%	
Reserve Maintenance/Econ Dev	500,000	1,523,200	2,002,800	\$ 2,002,800	\$ 479,600	31.5%	
TOTAL EXPENDITURES	\$ 40,413,795	\$ 41,393,800	\$ 43,283,900	\$ 46,335,500	\$ 4,941,700	11.9%	
TOTAL Positions	102	106	106	101	-5	-4.7%	

Source: FY 2024 Budget Review First Round Attachment D, Operating Expenditures



FY 2023-2024 Economic Development

<u>Existing Projects</u>	<u>Funding by RAPGC</u>	<u>Funds Spent to Date</u>	<u>Est. Start Date</u>	<u>Est. Comp. Date</u>
Brentwood I	\$3.7MM	\$3.7MM	FY 2018	FY 2019
Brentwood II	\$3.1MM	\$3.1MM	FY 2019	FY 2020
New Carrollton Garage	\$6.5MM	\$3.9MM	FY 2019	FY 2020
Regional Medical Center	\$36.0MM	\$34.0MM	FY 2020	FY 2021
Suitland I (Shopping Center)	\$9.6MM	\$9.6MM	FY 2018	FY 2021
Suitland II (Hunter Memorial)	\$5.3MM	\$5.3MM	FY 2018	FY 2021
Suitland III	\$20.1MM	\$19.1MM	FY 2018	FY 2021
Amphitheater Study	\$576K	\$576K	FY 2020	FY 2021
Showplace Arena Study	\$500K	\$223K	FY 2020	FY 2022
Good Foods Market	\$250K	\$250K	FY 2020	FY 2021
Hyattsville Justice Garage	\$6.8MM	\$1.2MM	FY 2022	FY 2023

<u>Potential Projects</u>	<u>Funding by RAPGC</u>	<u>Funds Spent to Date</u>	<u>Est. Start Date</u>	<u>Est. Comp. Date</u>
Creative Suitland	\$100.0MM	\$100K	FY 2023	FY 2025
Suitland Workforce*	\$150.0MM	\$0MM	FY 2023	FY 2025
Suitland Mixed A&B	\$250.0MM	\$0MM	FY 2023	FY 2026

*Pending

Source: FY 2024 Budget Review First Round Response Q.23h, Attachment F – FY 23-FY 24 Planned Project