





April 26, 2024

MEMORANDUM

TO: Jolene Ivey, Chair
Committee of the Whole (COW)

THRU: Joseph R. Hamlin 
Director of Budget and Policy Analysis

FROM: Arian Albear, Director 
Education and Workforce Development Committee

RE: Board of Education
Fiscal Year 2025 – 2030 Capital Improvement Program (CIP) Budget Review

Budget Overview

The County Executive’s FY 2025 Proposed Capital Improvement Program (CIP) Budget expenditures for the Board of Education (BOE) total \$172,692,000, an increase of \$10,939,000, or 6.3%, over the approved budget expenditures for FY 2024. FY 2025 revenues are proposed at \$191,290,000, an increase of \$29,930,000, or 18.5% over the approved FY 2024 budget. The proposed CIP Budget funding is \$39,649,497, or 17.2%, less than the Board of Education’s Requested CIP Budget of \$230,939,497. The County’s contribution to General Obligation Bonds for FY 2023 is \$123,799,000.

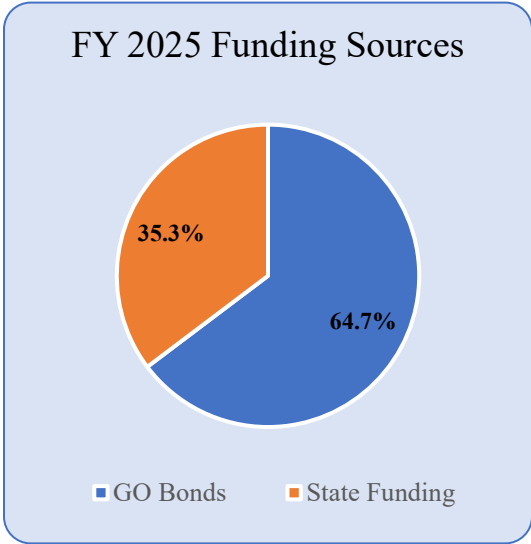
FY 2024 to FY 2025 CIP Comparison				
Funding Source	FY 2024 Approved	FY 2025 Proposed	\$ Change	% Change
GO Bonds	\$ 98,414,000	\$ 123,799,000	\$ 25,385,000	25.8%
State	62,946,000	67,491,000	4,545,000	7.2%
Other	-	-	-	N/A
Total	\$ 161,360,000	\$ 191,290,000	\$ 29,930,000	18.5%
Expenditures	\$ 161,753,000	\$ 172,692,000	\$ 10,939,000	6.8%

Proposed Budget Revenue

- FY 2025 and total project funding sources are as follows:

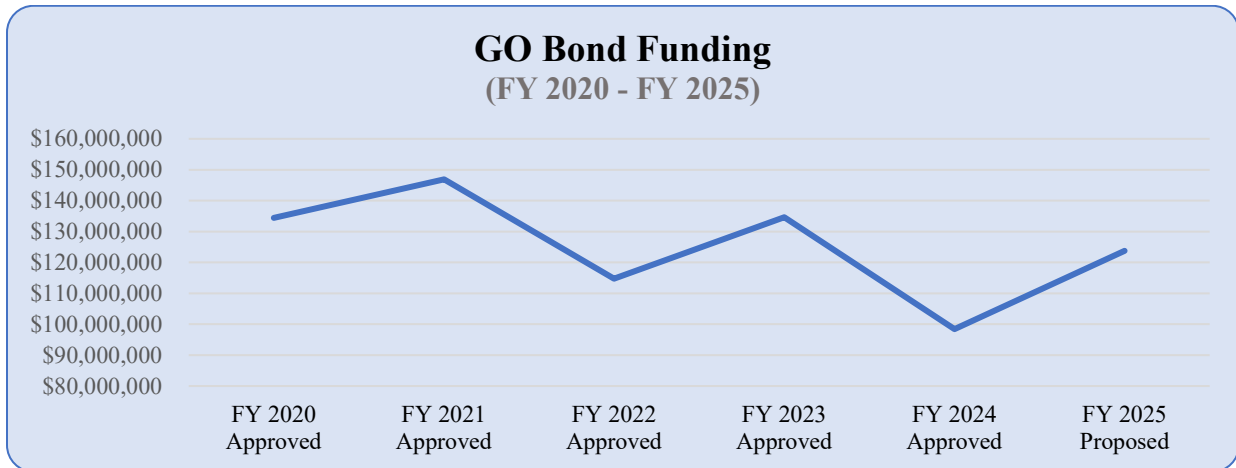
FY 2025 Funding (by Source)			
Go Bonds Funding	State Funding	Other Funding	Total
\$ 123,799,000	\$ 67,491,000	\$ -	\$ 191,290,000
64.7%	35.3%	0%	100.0%

Total Project Funding (by Source)			
GO Bonds Funding	State Funding	Other Funding	Total
\$ 2,718,331,000	\$ 1,103,669,000	\$ 95,034,000	\$ 3,917,034,000
69.4%	28.2%	2.4%	100%



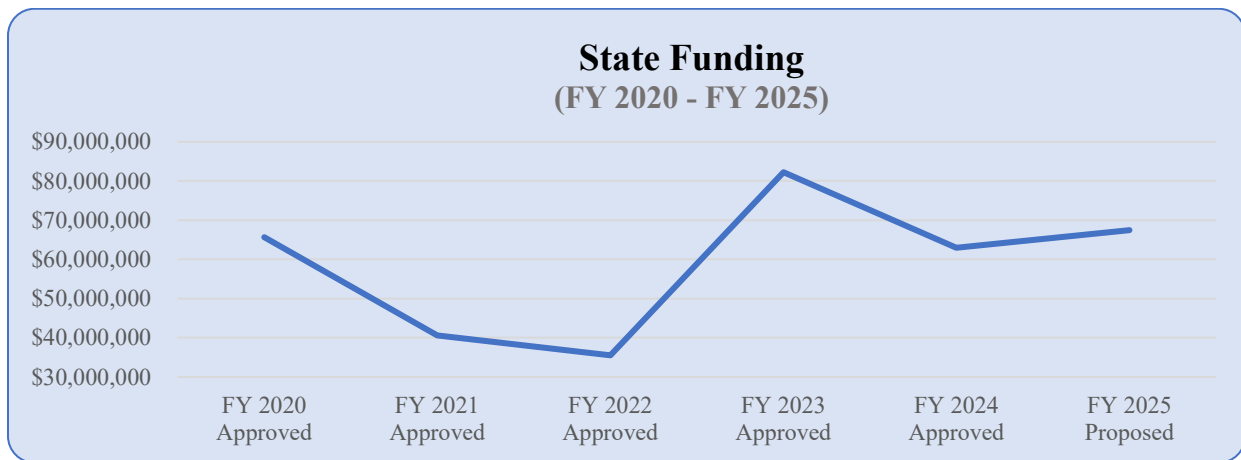
County Sources

- County Sources are provided through General Obligation (GO) Bonds. GO Bonds account for 64.7% of FY 2025 funding sources and 69.4% of total project funding.
- The County can issue General Obligation Bonds to the extent that:
 - 1) The ratio of net direct bonded debt to assessed value will not exceed 3.0%, based on full market value; and
 - 2) The ratio of General Fund net debt service costs (i.e., principal and interest payments less recoveries) to General Fund revenue will not exceed 8.0%.
- A historical chart of GO Bond funding is found below:



State Sources

- State sources are the second largest funding source for the Board of Education’s CIP projects. The FY 2025 allocation totals \$67,491,000, representing 35.3% of the total CIP funding.
- State-funded construction projects are approved through the Interagency Commission (IAC) on School Construction. The agency allocates funding for all 24 Maryland jurisdictions and the Maryland School of the Blind.
- A historical chart of State funding is found below:



Other Sources

- The “Other” funding source includes Video Lottery Terminal (VLT) funding and PAYGO. CB-33-2015 requires that from FY 2017 on, 50% (up to a maximum of \$25 million) of revenue from VLT facilities be allocated for public education.
- The BOE notes that VLT projects are chosen by generating a list of priority projects, based on need across all schools in any given County-funded category and then considering a list of those same most-needed projects that are near MGM and/or Rosecroft for specific funding eligibility.
- There are no proposed “Other” funding sources for FY 2025.

Unspent State and County Allocations from Past Fiscal Years

- The BOE has unspent State allocations going back to FY 2016. This includes 23% of the FY 2022 allocation, 86% of the FY 2023 allocation, and 97% of the FY 2024 allocation. A breakdown of unspent State funding is below:

Unspent State/Other Allocated Funds			
Fiscal Year	Unencumbered	Encumbered	Total Unspent
2016	26,329	-	26,329
2017	-	-	-
2018	-	-	-
2019	7,141,121	-	7,141,121
2020	74,381	167,773	242,153
2021	-	-	-
2022	8,224,621	41,365	8,265,986
2023	77,548,987	20,509,913	98,058,900
2024	18,287,000	43,658,821	61,945,821
Total	\$ 111,302,440	\$ 64,377,871	\$ 175,680,311

- A further breakdown by project is provided in the image below:

Project	Encumbered	Unencumbered	Total
Aging Schools Program (ASP)	\$1,219,481.01	\$6,306.00	\$1,225,787.01
Career & Technology Southern Hub (CTE)	\$0.00	\$15,000,000.00	\$15,000,000.00
Cool Spring Judith Hoyer Modernization	\$0.00	\$3,579,000.00	\$3,579,000.00
Early Childhood Center	\$0.00	\$15,000,000.00	\$15,000,000.00
High Point HS SEI Renovation	\$0.00	\$8,570,000.00	\$8,570,000.00
Healthy Schools Facility Funds	\$0.00	\$10,678,454.00	\$10,678,454.00
Open Space Pods	\$140,685.53	\$0.00	\$140,685.53
Roof Replacements (Woodridge)	\$0.00	\$3,650,000.00	\$3,650,000.00
Stadium Upgrades	\$27,067.00	\$74,380.81	\$101,447.81
Stephen Decatur MS SEI Renovation	\$0.00	\$26,329.49	\$26,329.49
Suitland Annex Replacement	\$56,933,917.16	\$0.00	\$56,933,917.16
Systemic Replacements 2	\$6,056,700.75	\$25,503,121.00	\$31,559,821.75
William Schmidt Education Center	\$0.00	\$21,525,000.00	\$21,525,000.00
William Wirt MS SEI Renovation	\$0.00	\$7,689,848.33	\$7,689,848.33
	\$64,377,851.45	\$111,302,439.63	\$175,680,291.08

- The BOE has unspent County allocations going back to FY 2014. This includes 40% of the FY 2020 allocation, 32% of the FY 2021 allocation, 43% of the FY 2022 allocation, 51% of the FY 2023 allocation, and 81% of the FY 2024 allocation. A breakdown of unspent GO Bonds and “Other” Sources is below:

Unspent County/Other Allocated Funds			
Fiscal Year	Unencumbered	Encumbered	Total Unspent
2014	\$ 40,555	\$ 8,804	\$ 49,359
2015	1,552,203	856,749	2,408,952
2016	181,845	75,567	257,412
2017	700,680	388,230	1,088,910
2018	1,873,952	3,060,590	4,934,543
2019	2,121,991	2,204,411	4,326,402
2020	17,090,275	36,999,632	54,089,907
2021	22,027,934	29,069,405	51,097,339
2022	23,832,543	34,260,428	58,092,971
2023	54,108,477	14,211,022	68,319,499
2024	52,807,519	26,504,081	79,311,600
Total	\$ 176,337,974	\$ 147,638,920	\$ 323,976,895

- A list of categories with unspent allocations is found in the chart below:

Project	Encumbered	Unencumbered	Total Unspent
ADA Upgrades	\$1,383,850.78	\$767,381.80	\$2,151,232.58
Administration	\$1,542,392.27	\$8,240,658.77	\$9,783,051.04
Alternative Financing Projects	\$2,235,627.31	\$18,552,031.54	\$20,787,658.85
Asbestos	\$19,450.28	\$1,245,493.35	\$1,264,943.63
Bowie HS Annex Limited Renovation	\$1,565,635.01	\$132,851.27	\$1,698,486.28
Buried Fuel Tanks Replacements	\$89,989.58	\$1,583,351.59	\$1,673,341.17
C. Elizabeth Reig ES Replacement	\$121,459.57	\$434,107.50	\$555,567.07
Career & Technology Southern Hub (CTE)	\$0.00	\$10,000,000.00	\$10,000,000.00
Central Garage/Transp. Dept. Improvement	\$7,201,818.79	\$2,665,174.88	\$9,866,993.67
Cherokee Lane ES	\$2,632,832.70	\$452,340.06	\$3,085,172.76
Code Corrections	\$1,737,365.53	\$2,059,631.88	\$3,796,997.41
Cool Spring Judith Hoyer Modernization	\$3,458,879.19	\$4,880,949.99	\$8,339,829.18
Fairmont Heights High School	\$626,662.86	\$2,020,058.70	\$2,646,721.56
HVAC Upgrades	\$5,713,625.76	\$6,733,765.21	\$12,447,390.97
High Point HS SEI Renovation	\$6,662,057.32	\$831,295.35	\$7,493,352.67
International School at Langley Park	\$0.00	\$1,509,022.11	\$1,509,022.11
Kitchen and Food Services	\$703,233.07	\$4,017,516.90	\$4,720,749.97
Lead Remediation	\$155,424.86	\$1,208,285.57	\$1,363,710.43
Land, Building and Infrastructure	\$0.00	\$14,882,325.66	\$14,882,325.66
Major Repairs	\$10,286,898.30	\$11,550,653.08	\$21,837,551.38
New Glenridge Area Middle School (MS)	\$12,070,626.26	\$1,773,580.19	\$13,844,206.45
New Northern Adelphi Area HS	\$11,829,453.65	\$4,387,138.29	\$16,216,591.94
Open Space Pods	\$242,109.08	\$5,891,379.78	\$6,133,488.86
Parking Lots/Drivewayts	\$679,083.77	\$2,443,036.26	\$3,122,120.03
Planning & Design	\$1,901,415.53	\$2,853,558.74	\$4,754,974.27
Playground Equipment	\$363,187.86	\$584,196.16	\$947,384.02
Roof Replacements	\$4,849,915.00	\$9,052,453.21	\$13,902,368.21
Secondary School Reform (SSR)	\$918,321.11	\$1,962,872.03	\$2,881,193.14
Security Upgrades	\$2,244,898.46	\$4,652,818.29	\$6,897,716.75
Stadium Upgrades	\$2,939,850.53	\$1,639,031.78	\$4,578,882.31
Staged Renovation Projects	\$10,046,973.30	\$11,939,318.39	\$21,986,291.69
Stand-Alone Classrooms	\$2,972,147.58	\$883,706.30	\$3,855,853.88
Stephen Decatur MS SEI Renovation	\$930,522.20	\$3,663,653.61	\$4,594,175.81
Suitland Annex Replacement	\$28,599,388.27	\$4,035,929.72	\$32,635,317.99
Systemic Replacements 2	\$8,998,708.27	\$21,823,285.76	\$30,821,994.03
Tulip Grove Replacement	\$0.00	\$1,632,151.31	\$1,632,151.31
William Schmidt Education Center	\$1,351,540.46	\$13,414,355.97	\$14,765,896.43
William Wirt MS SEI Renovation	\$12,799,203.15	\$8,490,644.72	\$21,289,847.87
TOTAL	\$149,874,547.66	\$194,890,005.72	\$344,764,553.38

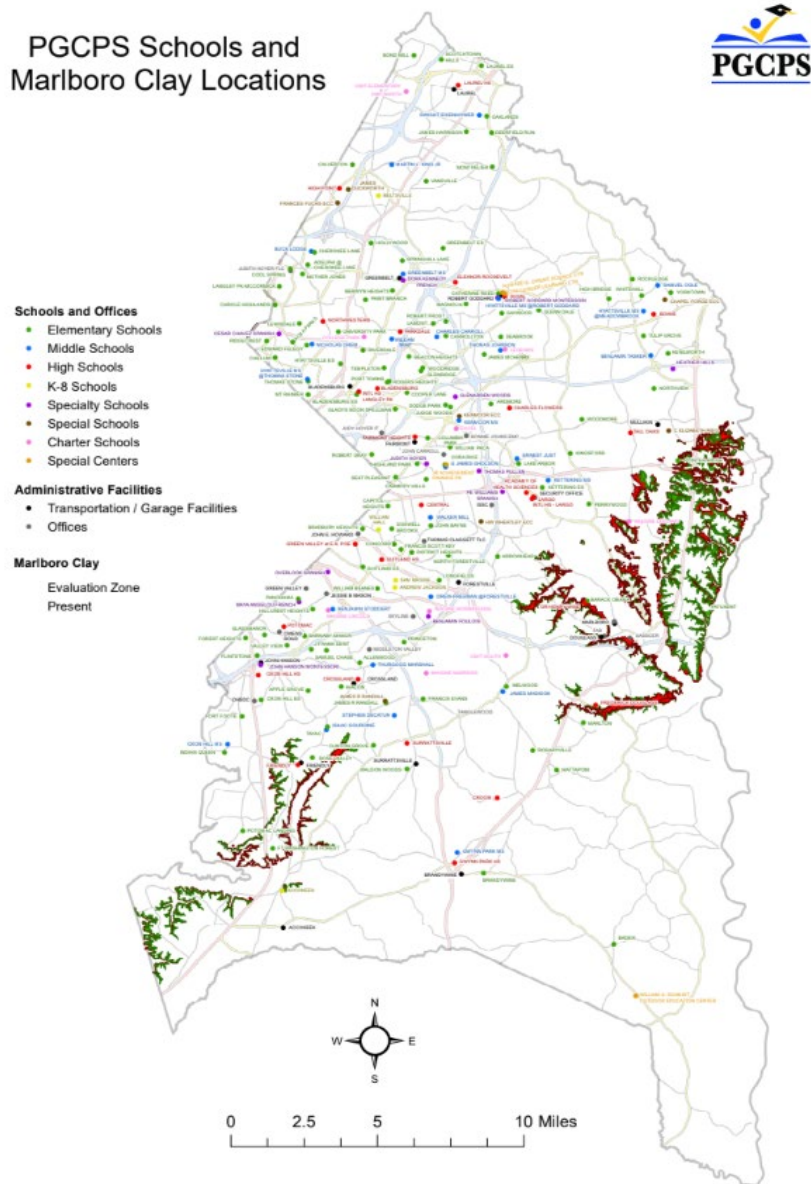
- The Interagency Commission (IAC) on School Construction estimates that unspent allocations lose an estimated 5% of their value every year they remain unspent due to inflation.

Proposed FY 2025 Budget Expenditures

Project Delays

- PGcps has consistently noted construction delays due to several factors:
 - Lack of adequate modernization-level funding.
 - Permitting delays from the different reviewing agencies (among them: Maryland State Department of Education (MSDE), Department of Permitting, Inspections, and Enforcement (DPIE), Washington Suburban Sanitary Commission (WSSC), Maryland Department of the Environment (MDE), Interagency Commission on School Construction (IAC), and Soil Conservation District (SCD)).
 - Supply chain issues resulting from the COVID-19 pandemic.

- As one of the delaying factors with SCD, PGcps has noted the existence of Marlboro Clay in the County, which can add additional costs to soil remediation and mitigation efforts. An image (provided by PGcps) of Marlboro Clay in Prince George's County, overlaid with PGcps facilities, is shown in the image below:



Video Lottery Terminal (VLT) Projects

- PGCPS has the following VLT-funded projects, which have not been completed.
 - FY 2017 – Crossland HS – Steam Piping Replacement.
 - Funding: \$260,000
 - Insufficient funds; project canceled.
 - FY 2017 – Glassmanor ES – Window Replacement Parking Lot Upgrades.
 - Funding: \$320,000
 - Insufficient funds; project canceled.
 - FY 2017 – Thurgood Marshall MS – Structural Repairs & Security Cameras.
 - Funding: \$162,000.
 - Structural repairs completed with other funds.
 - FY 2017 – Crossland HS – Career Academy.
 - Funding: \$1,119,000.
 - Completed under another funding source.
 - FY 2020 – Friendly HS – Auditorium Upgrades.
 - Funding: \$375,000.
 - Project on hold due to insufficient funds to proceed.
 - FY 2023 – John Hanson Montessori – Locker Replacement.
 - Funding: \$315,900.
 - Project completed in FY 2022 using non-VLT funds.
 - FY 2023 – John Hanson Montessori – Interior Painting.
 - Funding: \$80,000.
 - Project was completed using non-VLT funds.
 - FY 2023 – Potomac Landing ES – Interior Painting.
 - Funding: \$65,000.
 - Project was completed using non-VLT funds.
 - FY 2023 – Tayac ES – Bathroom Partition Replacement.
 - Funding: \$45,000.
 - Project was completed using non-VLT funds.
- Because VLT funding is allocated through County Council action, additional legislation would be needed to either “cancel” or “reallocate” unspent VLT funds.
- The Prince George’s County Office of Management and Budget (OMB) noted that the school system is reimbursed for these projects after the cost is incurred.

School Construction and Renovation Projects

- The BOE lays out the following process for selecting which schools are to receive funding in any given year:
 - Asbestos, ADA Upgrades, Buried Fuel Tanks, Code Corrections, Lead Remediation, AC-HVAC, Major Repairs, Parking Lots, and Playgrounds are selected by a Planning Team.

- The Department of Capital Programs meets with Building Services to analyze data compiled throughout the year from the Work Order System, Facility Coordinators, Planners, and Leads from each of the nine (9) Building Services shops.

Selection of Schools

- PGCPs outlines the following process to select which schools will undergo modernization or replacement:
 - 2008: Parsons/3D International performed a Conditions Assessment of facilities at least 10 years old at the time of inspection. Additional facilities were added with an update in 2012.
 - A scoring system was developed using two formulas:
 - A standard Facility Condition Index (FCI) formula:

$$\frac{\text{Current Cost of Repair}}{\text{Replacement Value}}$$

- The Extended Facility Condition Index (EFCI) formula:

$$\frac{\text{Current Cost of Repair} + \text{Projected Capital Renewal} = \text{Total Deficiencies}}{\text{Replacement Value}}$$

- With the formulas identified above, the FCI score is categorized into Good (0-40%), Fair (40-75%), or Poor (>75%).
- 2014-2015: A Master Plan Support Project was conducted, combining condition data along with enrollment, facility size, utilization, and other factors to create an “Educational Adequacy Score.” Master Plan recommendations were formed using the Weighed Facility Condition Index (WFCI) formula below:

$$\text{WFCI} = [(\text{Impact FCI} \times \text{Weighing}) + (\text{Difficulty FCI} \times \text{Weighing}) + (\text{Def Category FCI} \times \text{Weighing}) + (\text{Priority FCI} \times \text{Weighing})] \times 100.$$

- The cycle schedule developed in the 2017 EFMP was created based on prioritizations of WFCI.
- PGCPs also notes that “**there is no strict formula.**” The current plan was created with the goal of modernizing 133 schools over 20 years at a cost of \$8.5 billion. Preference has been given to projects that relieve overcrowding.

Beacon Heights ES Addition

Expected Completion Date

- TBD
- Project delayed again until “Beyond 6 Years.”

FY 2025 Funding and Expenditures

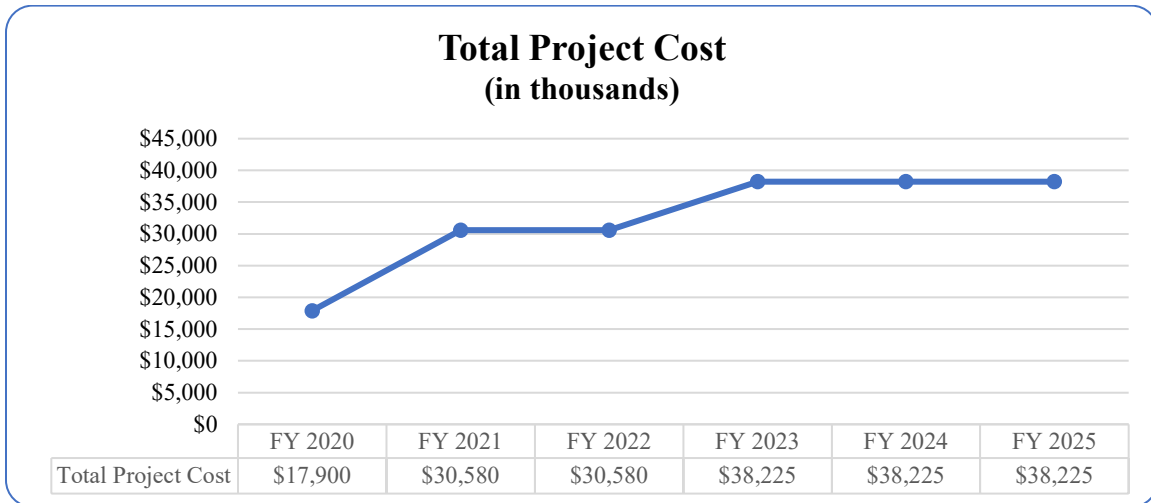
- No funding or expenditures.

FY 2025 – FY 2030 Expenditure Projection

Funding Projection						
FY 2025	FY 2026	FY 2027	FY 2028	FY 2029	FY 2030	Beyond 6 Years
\$0	\$0	\$0	\$0	\$0	\$0	\$38,225,000

Analysis of Total Project Cost

- Total Project Cost remained constant from the prior fiscal year.
- Current project funding: GO Bonds: \$19,227,000 & State: \$18,998,000



Bladensburg ES Addition

Expected Completion Date

- TBD
- Project delayed again until “Beyond 6 Years.”

FY 2025 Funding and Expenditures

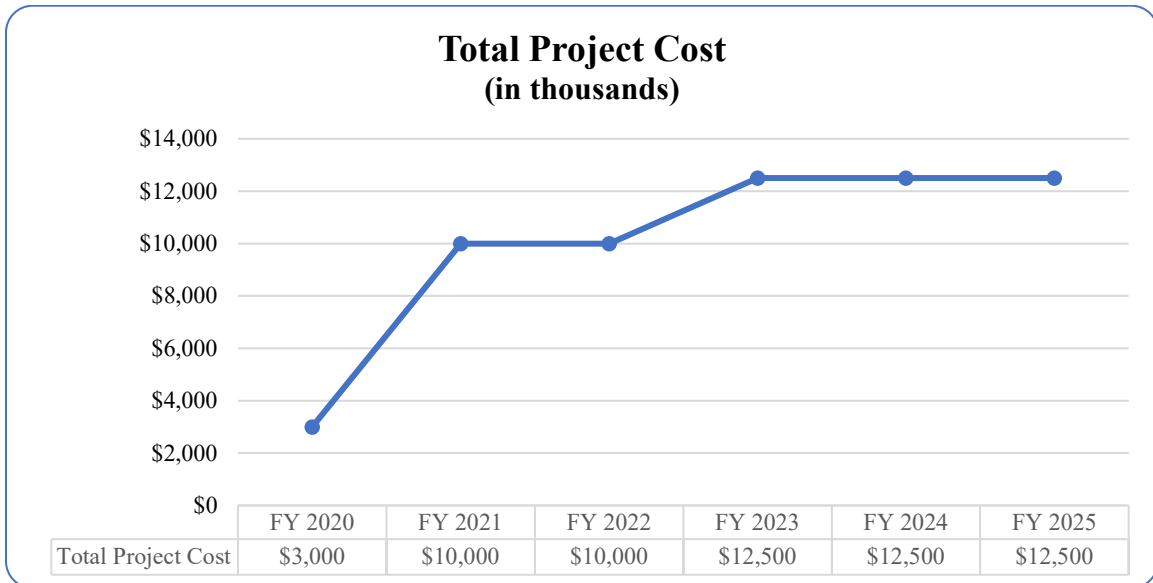
- No funding or expenditures.

FY 2025 – FY 2030 Expenditure Projection

Expenditure Projection						
FY 2025	FY 2026	FY 2027	FY 2028	FY 2029	FY 2030	Beyond 6 Years
\$0	\$0	\$0	\$0	\$0	\$0	\$12,500,000

Analysis of Total Project Cost

- Total Project Cost remained constant from the prior fiscal year.
- Current project funding: GO Bonds: \$6,213,000 & State: \$6,287,000



Bowie HS Annex Limited Renovation

Expected Completion Date

- Expected completion now TBD (prior FY 2022); delayed until fiscal closeout is complete.
- Project awaiting fiscal closeout since FY 2021.

- PGCPs notes that DPIE delays are holding up the project’s occupancy permit.

FY 2025 Funding and Expenditures

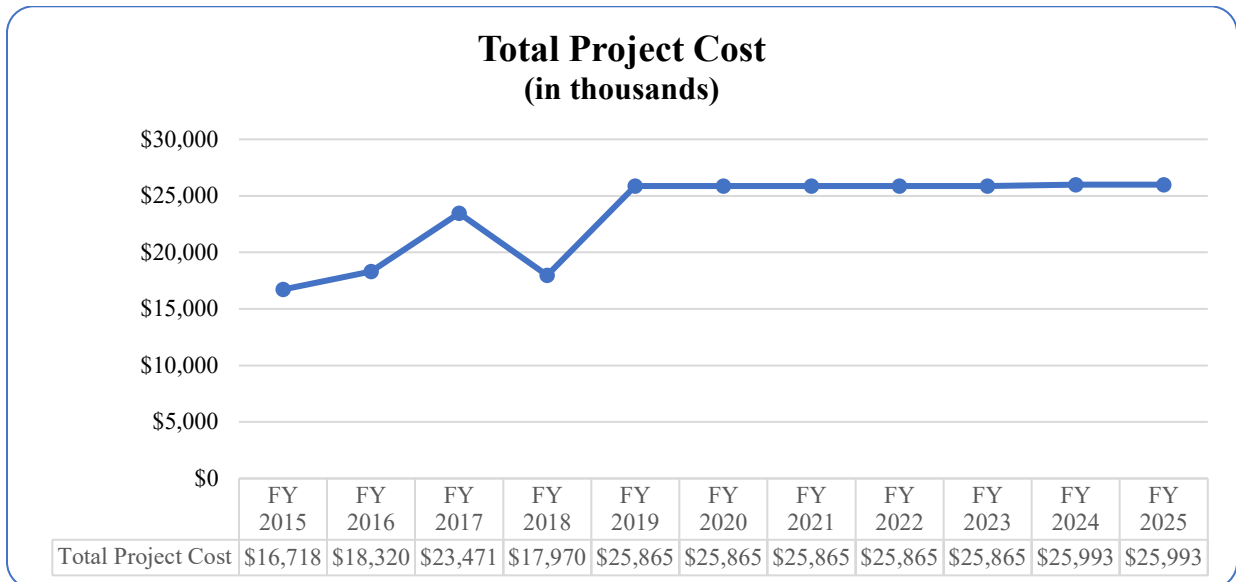
- No funding or expenditures.

FY 2025 – FY 2030 Expenditure Projection

Expenditure Projection						
FY 2025	FY 2026	FY 2027	FY 2028	FY 2029	FY 2030	Beyond 6 Years
\$0	\$0	\$0	\$0	\$0	\$0	\$0

Analysis of Total Project Cost

- Total Project Cost remained constant from the prior fiscal year.
- Current project funding: GO Bonds: \$14,318,000 & State: \$11,675,000



C. Elizabeth Rieg ES Replacement

Expected Completion Date

- Expected completion now TBD (prior FY 2022); delayed until fiscal closeout is complete.
- Project awaiting fiscal closeout since FY 2022.

- PGCPs notes that fiscal closeout “was delayed as receipt of the Final Approval Inspections has not been received from the contracted Third-Party Inspector. Upon completion of the project scope, the Third-Party Inspector issues a non-compliance order on the school’s therapy pool due to a pre-existing bonding issue.” Closeout expected in fall 2025.

FY 2025 Funding and Expenditures

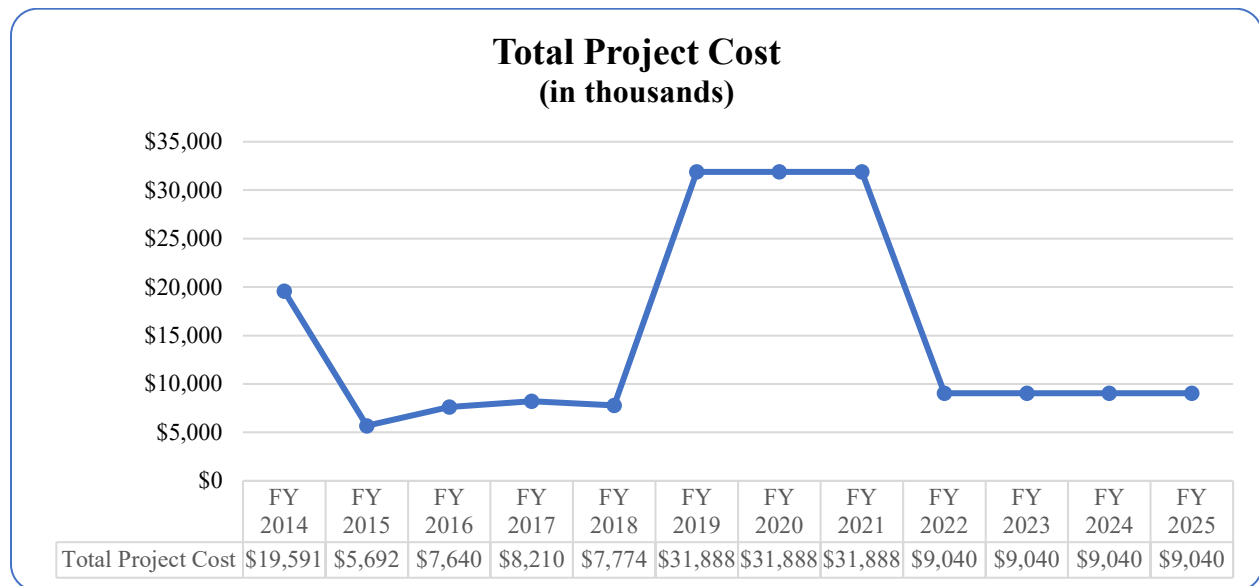
- No funding or expenditures.

FY 2025 – FY 2030 Expenditure Projection

Expenditure Projection						
FY 2025	FY 2026	FY 2027	FY 2028	FY 2029	FY 2030	Beyond 6 Years
\$0	\$0	\$0	\$0	\$0	\$0	\$0

Analysis of Total Project Cost

- Total Project Cost remained constant from prior fiscal year.
- Current project funding: GO Bonds: \$5,039,000 & State: \$4,001,000



**Career and Technology (CTE)
 Southern Hub Freestanding Classrooms**

Expected Completion Date

- TBD

FY 2025 Funding and Expenditures

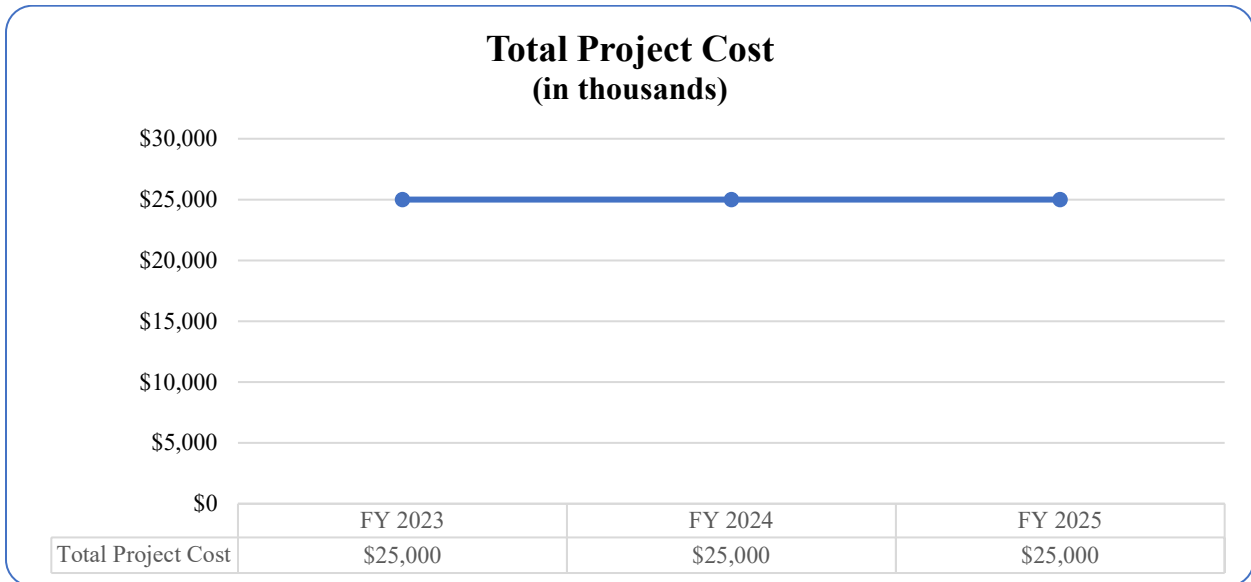
- No funding or expenditures.

FY 2025 – FY 2030 Expenditure Projection

Expenditure Projection						
FY 2025	FY 2026	FY 2027	FY 2028	FY 2029	FY 2030	Beyond 6 Years
\$0	\$0	\$0	\$0	\$0	\$0	\$0

Analysis of Total Project Cost

- Funding appears to have been expended in FY 2024 (\$25,000,000), and no future funding is projected. The FY 2024 Approved Budget Book also noted \$25 million spent in FY 2023, yet the current budget book does not capture this expenditure.



Cherokee Lane ES

Expected Completion Date

- Expected completion previously set to FY 2022. Current Budget Book lists “TBD;” however, no funding is listed for current or future years.
- PGCS notes that there have been delays in receiving DPIE approvals, together with supply chain issues.

FY 2025 Funding and Expenditures

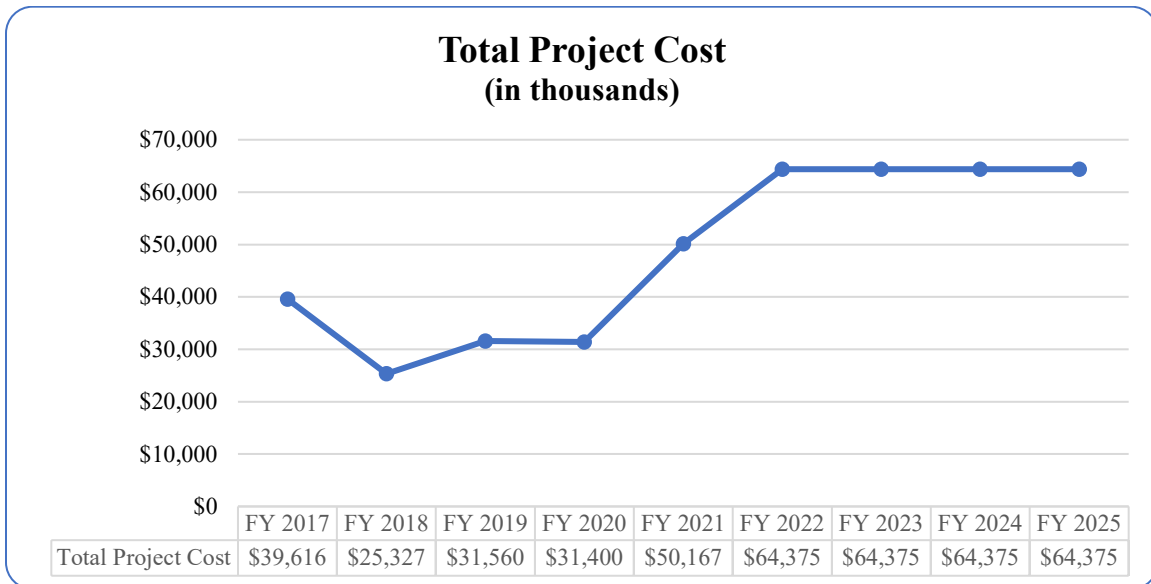
- No funding or expenditures.

FY 2025 – FY 2030 Expenditure Projection

Expenditure Projection							Beyond 6 Years
FY 2025	FY 2026	FY 2027	FY 2028	FY 2029	FY 2030		
\$0	\$0	\$0	\$0	\$0	\$0	\$0	\$0

Analysis of Total Project Cost

- Total Project Cost remained constant from prior fiscal year.
- Current project funding: GO Bonds: \$19,325,000, State: \$19,644,000, & Other: \$25,406,000.
- No explanation for “Other” funding sources provided in the budget book.



Cool Spring Judith Hoyer Modernization

Expected Completion Date

- TBD, current project expenditures to FY 2028 and in the “Beyond 6 Years” category.
- FY 2024 budget book noted accelerated completion from FY 2028 to FY 2025.

FY 2025 Funding and Expenditures

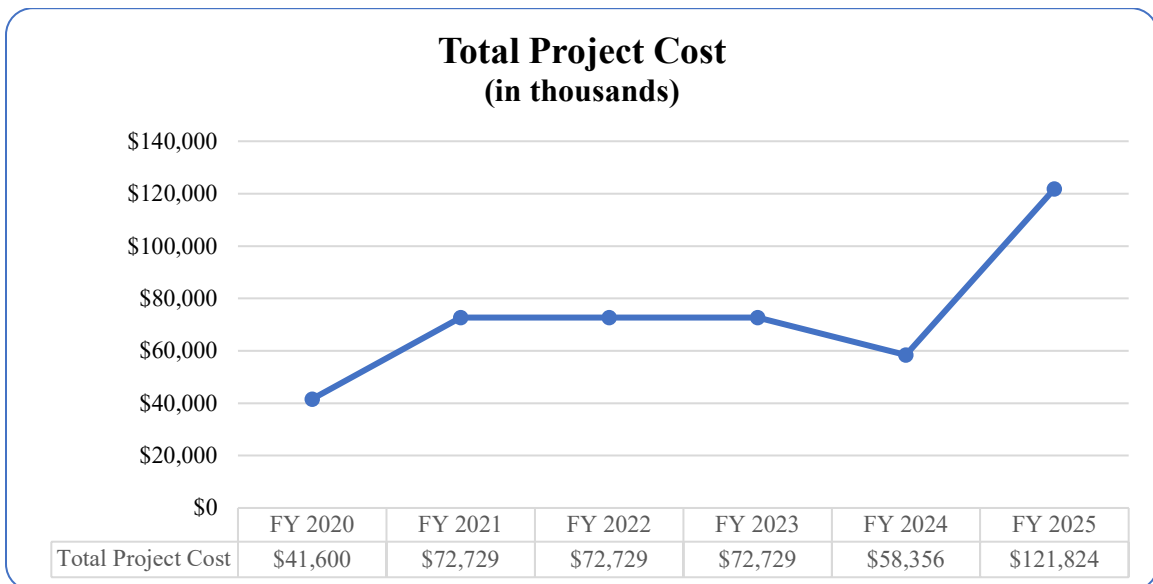
- Funding and Expenditures: \$27,369,000.
- State funding priority #2 - 6.

FY 2024 – FY 2029 Expenditure Projection

Expenditure Projection						
FY 2025	FY 2026	FY 2027	FY 2028	FY 2029	FY 2030	Beyond 6 Years
\$27,369,000	\$33,471,000	\$17,735,000	\$12,971,000	\$0	\$0	\$13,079,000

Analysis of Total Project Cost

- Total Project Cost increased by \$63.5 million due to the additional scope (therapy pool, family center, and PGCPs offices) and inflation.
- Current project funding: GO Bonds: \$77,914,000 & State: \$43,910,000



Cooper Lane ES Addition

Expected Completion Date

- TBD
- Project delayed until “Beyond 6 Years.”

FY 2025 Funding and Expenditures

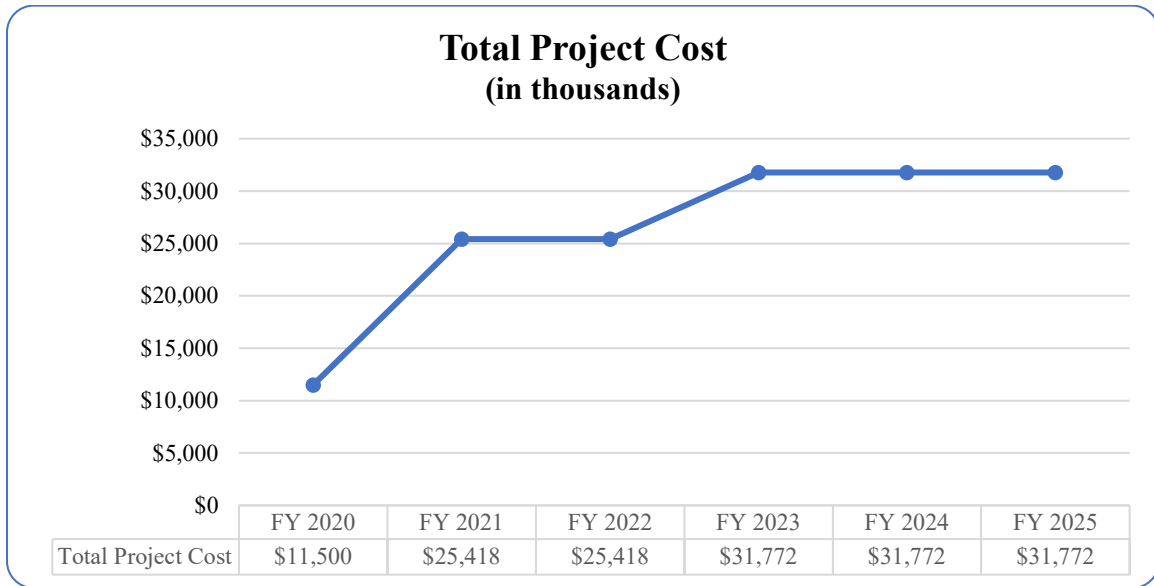
- No funding or expenditures.

FY 2025 – FY 2030 Expenditure Projection

Expenditure Projection						
FY 2025	FY 2026	FY 2027	FY 2028	FY 2029	FY 2030	Beyond 6 Years
\$0	\$0	\$0	\$0	\$0	\$0	\$31,772,000

Analysis of Total Project Cost

- Total Project Cost remained constant from prior fiscal year.
- Current project funding: GO Bonds: \$15,981,000 & State: \$15,791,000



Early Childhood Center

Expected Completion Date

- TBD
- No project completion date has been provided; however, no funding is expected in future years.

FY 2025 Funding and Expenditures

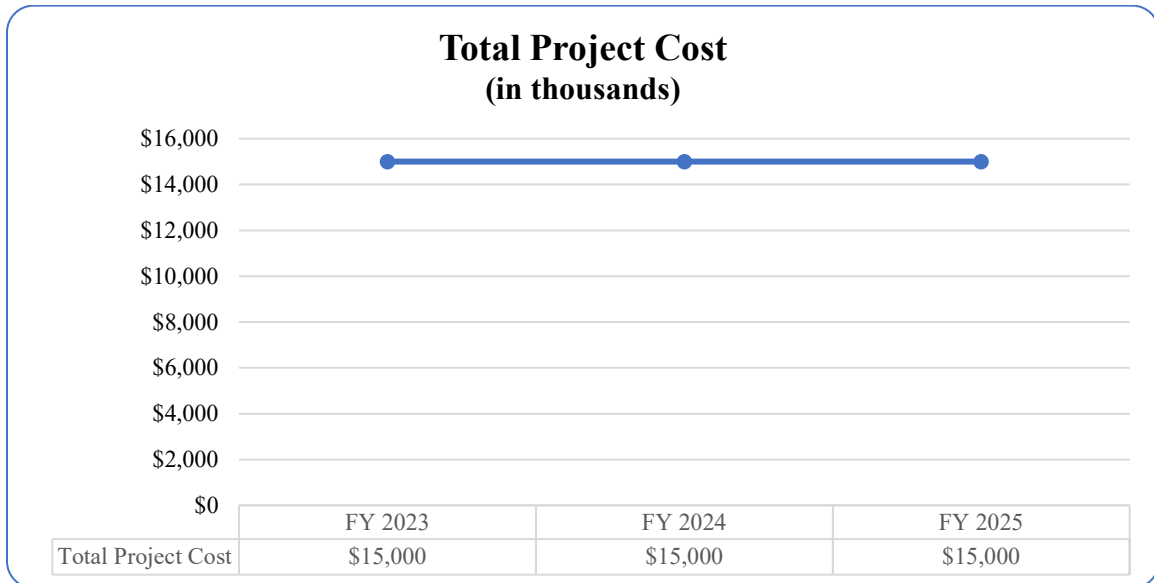
- No funding or expenditures.

FY 2025 – FY 2030 Expenditure Projection

Expenditure Projection						
FY 2025	FY 2026	FY 2027	FY 2028	FY 2029	FY 2030	Beyond 6 Years
\$0	\$0	\$0	\$0	\$0	\$0	\$0

Analysis of Total Project Cost

- Total Project Cost remained constant from prior fiscal year.



Fairmount Heights High School

Expected Completion Date

- Changed from FY 2022 to “TBD” in FY 2024 budget book.
- Temporary Occupancy received in FY 2017; however, project is awaiting fiscal closeout.
- Project awaiting fiscal closeout since FY 2022.

- PGCPs notes that issues stemming from the soil quality, such as sinkholes in the driveway, have precluded the final closeout of the project.

FY 2025 Funding and Expenditures

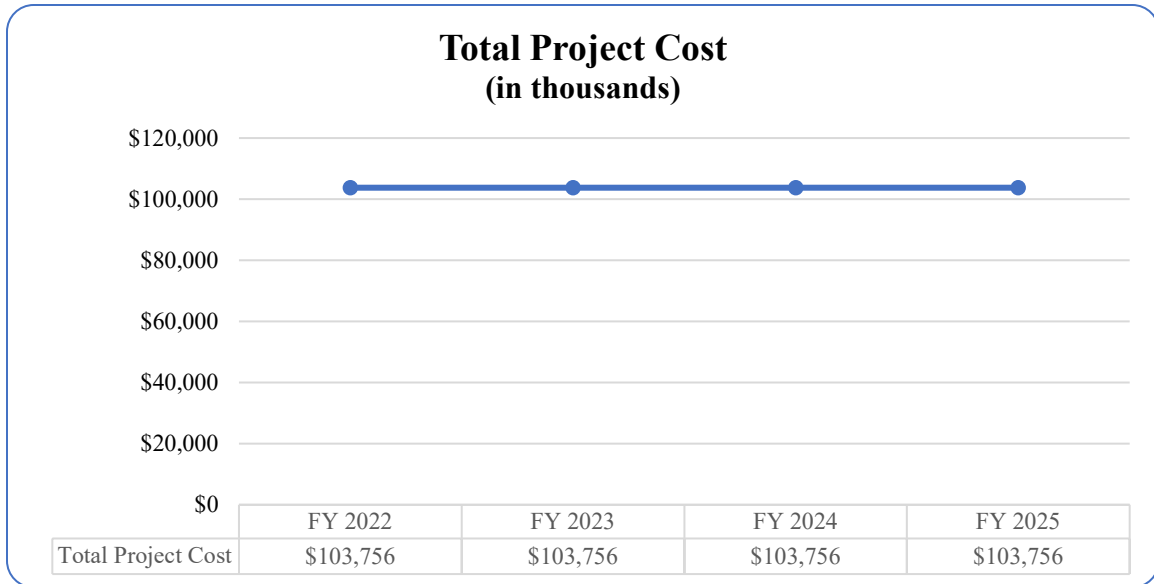
- No funding or expenditures.

FY 2025 – FY 2030 Expenditure Projection

Expenditure Projection						
FY 2025	FY 2026	FY 2027	FY 2028	FY 2029	FY 2030	Beyond 6 Years
\$0	\$0	\$0	\$0	\$0	\$0	\$0

Analysis of Total Project Cost

- Total Project Cost remained constant from prior fiscal year.



High Point HS SEI Renovation

Expected Completion Date

- FY 2031 (prior FY 2029)
- PGCPs notes that the project is delayed because of the Suitland Annex project.

FY 2025 Funding and Expenditures

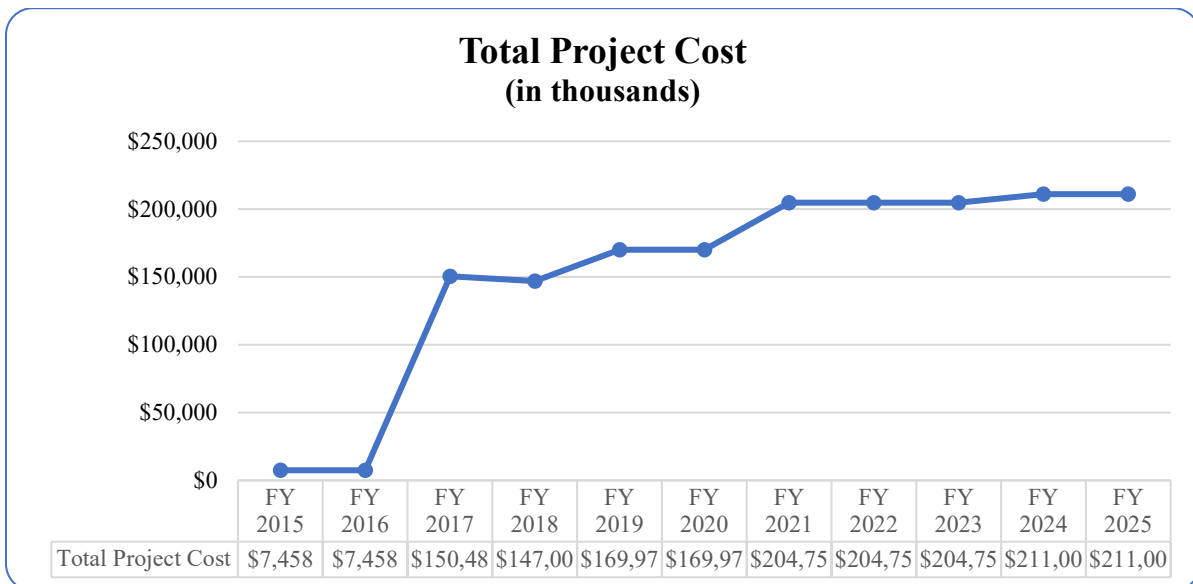
- No funding or expenditures.
- State funding priority #10 (prior priority #5). State cost share: 76%.

FY 2025 – FY 2030 Expenditure Projection

Expenditure Projection						
FY 2025	FY 2026	FY 2027	FY 2028	FY 2029	FY 2030	Beyond 6 Years
\$0	\$300,000	\$300,000	\$30,000,000	\$50,000,000	\$50,030,000	\$63,800,000

Analysis of Total Project Cost

- Total Project Cost remained constant from prior fiscal year.
- Current project funding: GO Bonds: \$128,576,000 & State: \$82,424,000.



International School at Langley Park

Expected Completion Date

- TBD (from FY 2031 in prior budget book).

FY 2025 Funding and Expenditures

- No funding or expenditures.
- State funding priority #11 (prior priority #6). State cost share: 71%.

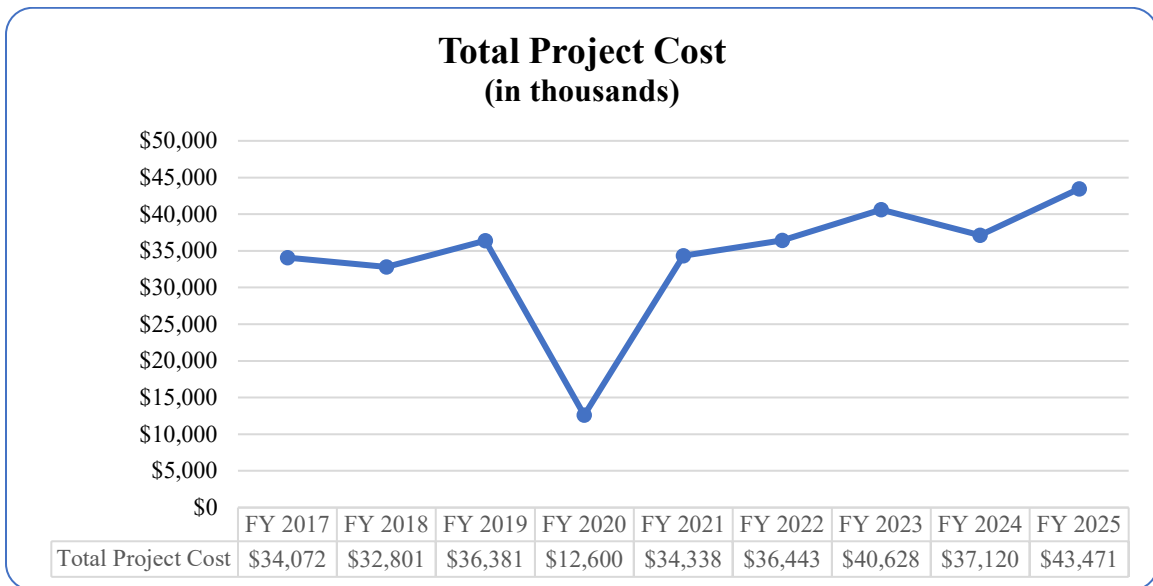
FY 2025 – FY 2030 Expenditure Projection

- Expenditures moved into the “Beyond 6 Years” category, from FY 2027 in prior budget book.

Expenditure Projection						
FY 2025	FY 2026	FY 2027	FY 2028	FY 2029	FY 2030	Beyond 6 Years
\$0	\$0	\$0	\$0	\$0	\$0	\$40,471,000

Analysis of Total Project Cost

- Total Project Cost increased by \$6.4 million.
 - Increase due to delay and debt affordability concerns.
- Current project funding: GO Bonds: \$19,329,000, State: \$24,142,000.



Laurel HS Renovation

Expected Completion Date

- TBD

FY 2025 Funding and Expenditures

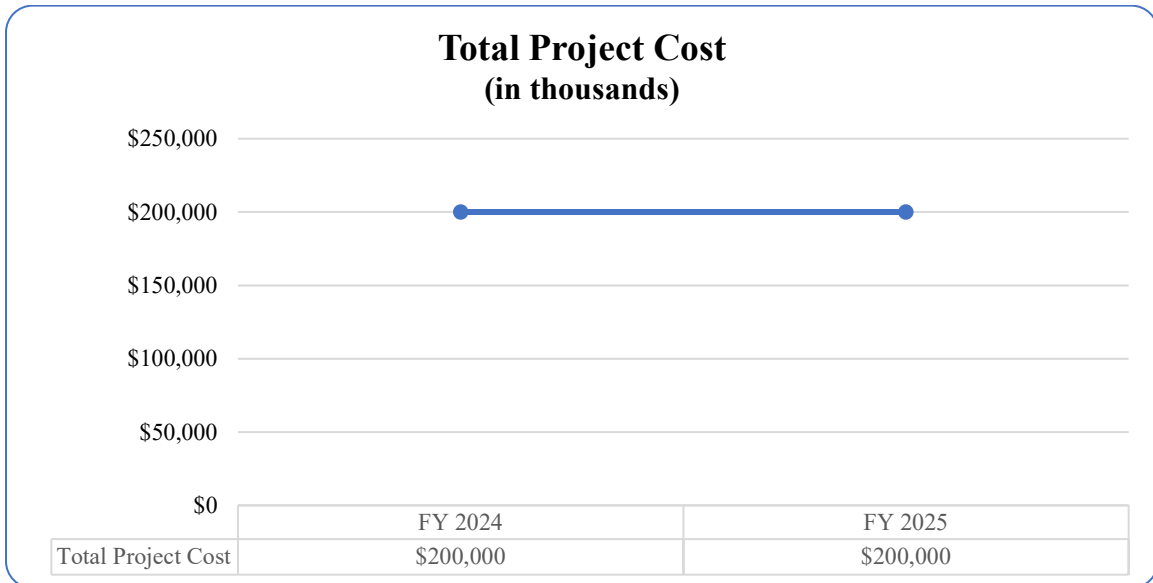
- No funding or expenditures.

FY 2025 – FY 2030 Expenditure Projection

Expenditure Projection						
FY 2025	FY 2026	FY 2027	FY 2028	FY 2029	FY 2030	Beyond 6 Years
\$0	\$0	\$0	\$0	\$0	\$0	\$200,000

Analysis of Total Project Cost

- Total Project Cost remained constant from prior fiscal year.
- Current project funding: GO Bonds: \$200,000,000.



New Glenridge Area Middle School #2

Expected Completion Date

- FY 2024.
- Project awaits fiscal closeout.

- Project experienced delays due to “extended approval delays of the Site Permit.”

FY 2025 Funding and Expenditures

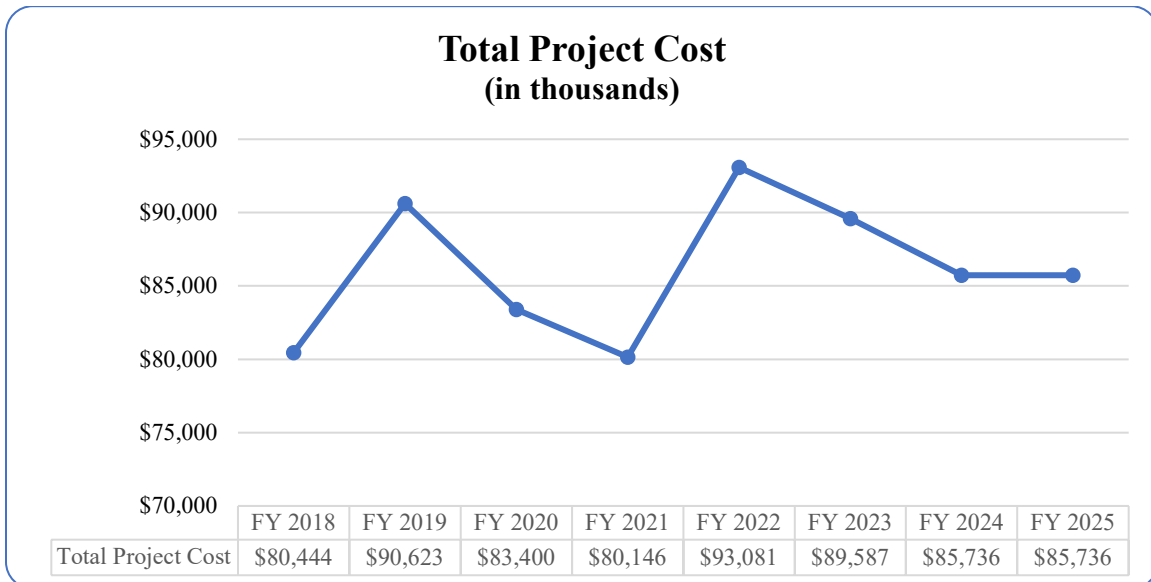
- No funding or expenditures.

FY 2025 – FY 2030 Expenditure Projection

Expenditure Projection						
FY 2025	FY 2026	FY 2027	FY 2028	FY 2029	FY 2030	Beyond 6 Years
\$0	\$0	\$0	\$0	\$0	\$0	\$0

Analysis of Total Project Cost

- Total Project Cost remained unchanged from prior fiscal year.
- Current project funding: GO Bonds: \$33,883,000, State: \$41,853,000, Other: \$10,000,000.
 - GO Bonds decreased, while State funding increased.
 - No explanation provided for source of “Other” funding. “Other” funding not in prior budget book yet shows as spent prior to FY 2024.



New Northern Adelphi Area HS

Expected Completion Date

- Completion date changed from TBD to FY 2029.

FY 2025 Funding and Expenditures

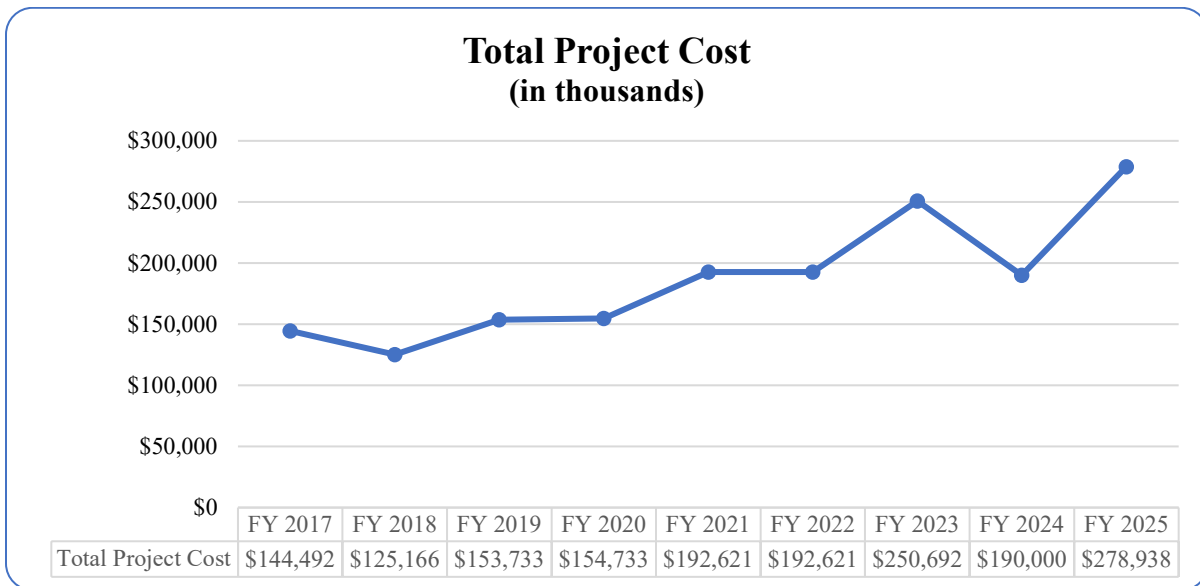
- Expenditures: \$6,033,000.
- Funding: GO Bonds: \$2,480,000, State \$3,553,000.
- State funding priority #7 – 9 (prior priority #4). State cost share: 71%.

FY 2025 – FY 2030 Expenditure Projection

Expenditure Projection						
FY 2025	FY 2026	FY 2027	FY 2028	FY 2029	FY 2030	Beyond 6 Years
\$6,033,000	\$15,082,000	\$100,348,000	\$69,684,000	\$72,791,000	\$0	\$0

Analysis of Total Project Cost

- FY 2024 “Total Project Cost” decreased to “address debt affordability concerns and a decrease in seats and square feet.”
- FY 2025 “Total Project Cost” **increased by \$88.9 million** “based on revised cost estimates as design progresses.”
- Current project funding: GO Bonds: \$123,506,000 & State: \$155,432,000.



Stephen Decatur MS SEI Renovation

Expected Completion Date

- TBD.
- Project awaiting fiscal closeout.
- Project awaiting fiscal closeout since FY 2022.

FY 2025 Funding and Expenditures

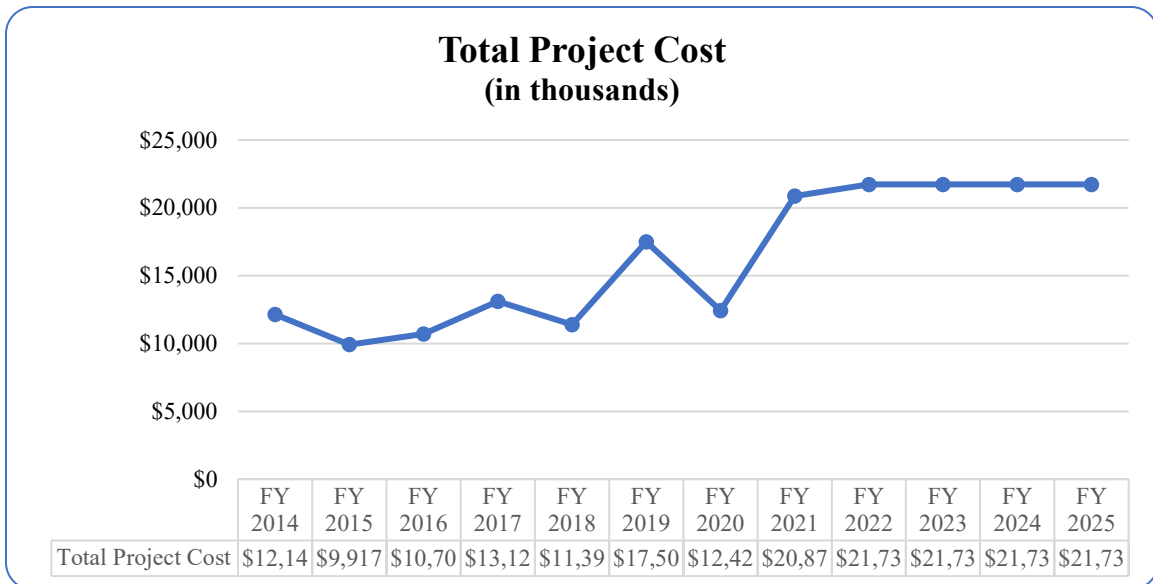
- No funding or expenditures.

FY 2025 – FY 2030 Expenditure Projection

Expenditure Projection						
FY 2025	FY 2026	FY 2027	FY 2028	FY 2029	FY 2030	Beyond 6 Years
\$0	\$0	\$0	\$0	\$0	\$0	\$0

Analysis of Total Project Cost

- No change in Total Project Cost from prior fiscal year.
- Current project funding: GO Bonds: \$12,888,000, State: \$8,844,000, Other: \$860,000.
 - No explanation provided for “Other” funding source. “Other” source not in FY 2024 budget book.



Suitland Annex Replacement

Expected Completion Date

- FY 2029 (delayed from FY 2027)
- Project experienced delay “associated with permit approval of the site development package, including the FSC, Rough Grading, and Final Grading permits.”

FY 2025 Funding and Expenditures

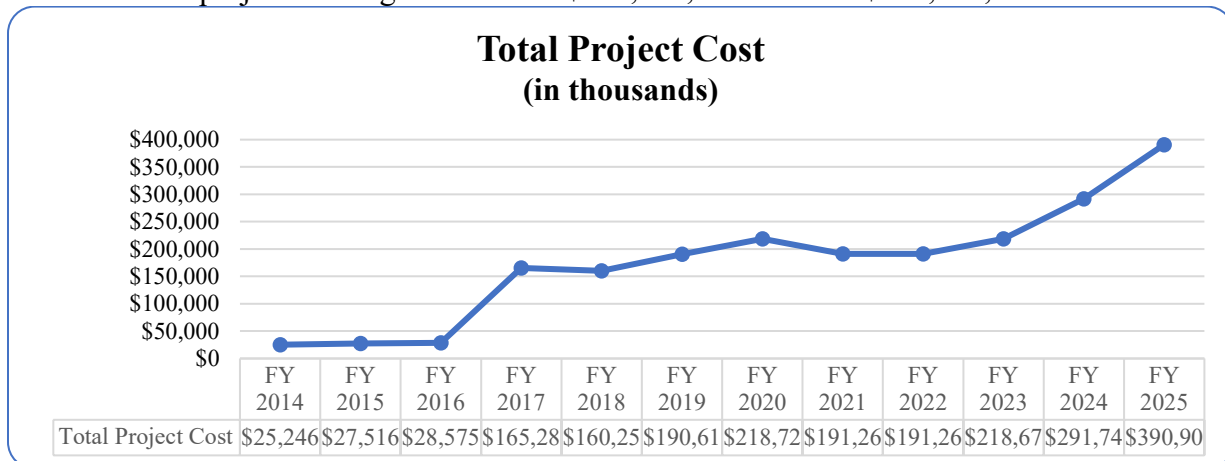
- Expenditures: \$ 71,404,000.
- Funding: GO Bonds: \$43,404,000, State \$28,000,000.
- State funding priority #1. State cost share: 73%.

FY 2025 – FY 2030 Expenditure Projection

Expenditure Projection						
FY 2025	FY 2026	FY 2027	FY 2028	FY 2029	FY 2030	Beyond 6 Years
\$71,404,000	\$75,500,000	\$72,313,000	\$29,000,000	\$4,359,000	\$0	\$0

Analysis of Total Project Cost

- FY 2024 Total Project Cost **increased by \$73.1 million** to “reflect substantial inflationary costs tied to the cost of steel.”
- FY 2025 Total Project Cost **increased by \$99.2 million** due to “substantial inflation during the COVID-19 pandemic.”
- Detailed expenses associated with the project were provided in [response to question 24](#) of the *First Round Budget Review Questions*.
- PGCPs notes that much of the increase is due to steel and glass prices, which have increased during and after the COVID-19 pandemic.
- Current project funding: GO Bonds: \$246,954,000 & State: \$143,946,000.



Tulip Grove ES Replacement

Expected Completion Date

- FY 2019
- Project awaiting fiscal closeout since FY 2023.

- PGCPs notes that the fiscal closeout of the project was delayed due to “extreme staffing shortages and the focus on higher priority department needs.” Closeout expected in fall 2025.

FY 2025 Funding and Expenditures

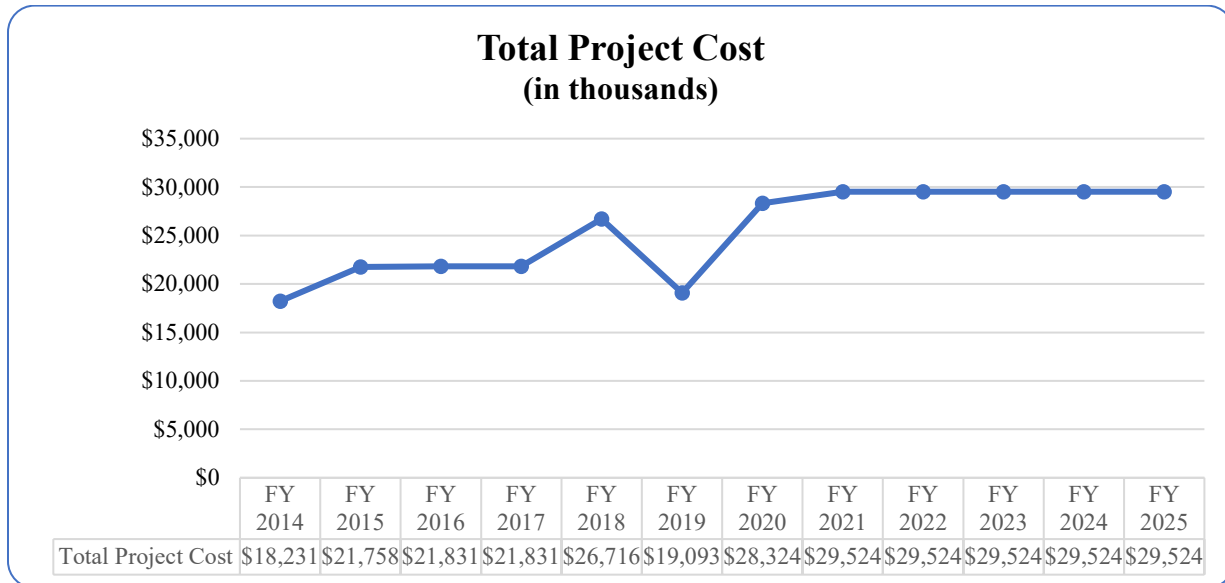
- No funding or expenditures.

FY 2025 – FY 2030 Expenditure Projection

Expenditure Projection						
FY 2025	FY 2026	FY 2027	FY 2028	FY 2029	FY 2030	Beyond 6 Years
\$0	\$0	\$0	\$0	\$0	\$0	\$0

Analysis of Total Project Cost

- No Change in Total Project Cost.
- Current project funding: GO Bonds: \$18,995,000, State: \$5,082,000, & Other: \$5,447,000.



William Schmidt Educational Center

Expected Completion Date

- FY 2027
- Prior year response: “Delayed by one (1) additional year from FY 2024 to FY 2025.”
- Project experienced delay of nearly two (2) years in the permitting phase. Currently experiencing delays “related to MDE regarding a hydrology study that is currently underway.

FY 2025 Funding and Expenditures

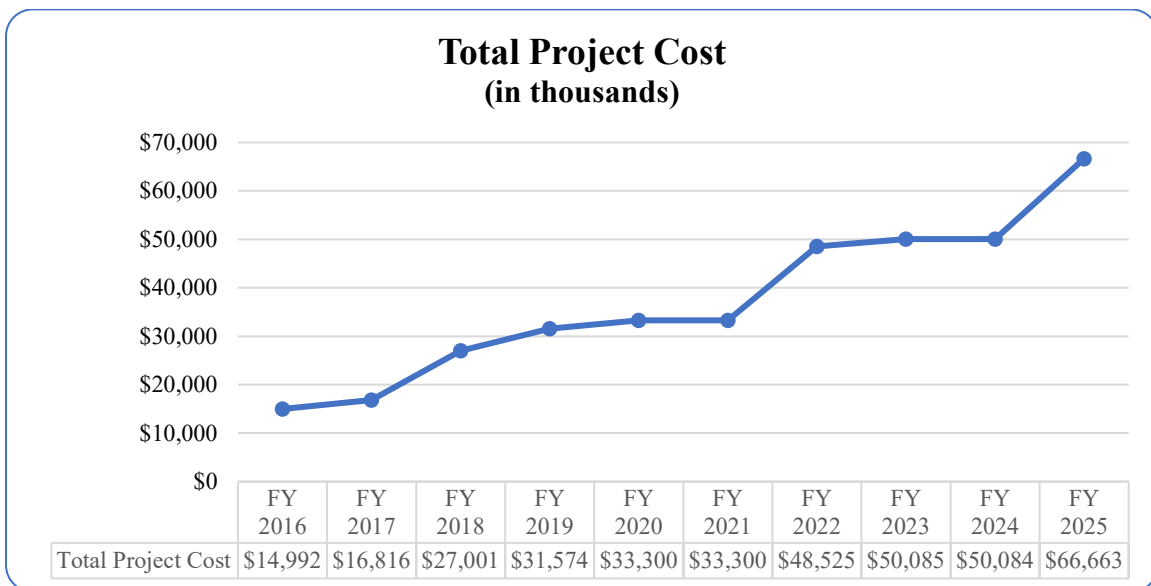
- GO Bonds: \$13,363,000.

FY 2025 – FY 2030 Expenditure Projection

Expenditure Projection						
FY 2025	FY 2026	FY 2027	FY 2028	FY 2029	FY 2030	Beyond 6 Years
\$2,488,000	\$10,147,000	\$0	\$0	\$0	\$0	\$0

Analysis of Total Project Cost

- Total Project Cost increased by \$16.6 million due to “additional scope (new entrance driveways, onsite septic and well systems) and inflation.
- Current project funding: GO Bonds: \$45,138 & State: \$21,525,000.
 - GO Bonds increased, while State funding remained constant.



William Wirt MS SEI Renovation

Expected Completion Date

- FY 2024, substantial completion expected in April 2024.
- Project experienced “permit approval delays of both the Site and Building permits, in addition to Washington Gas service delays.”

FY 2025 Funding and Expenditures

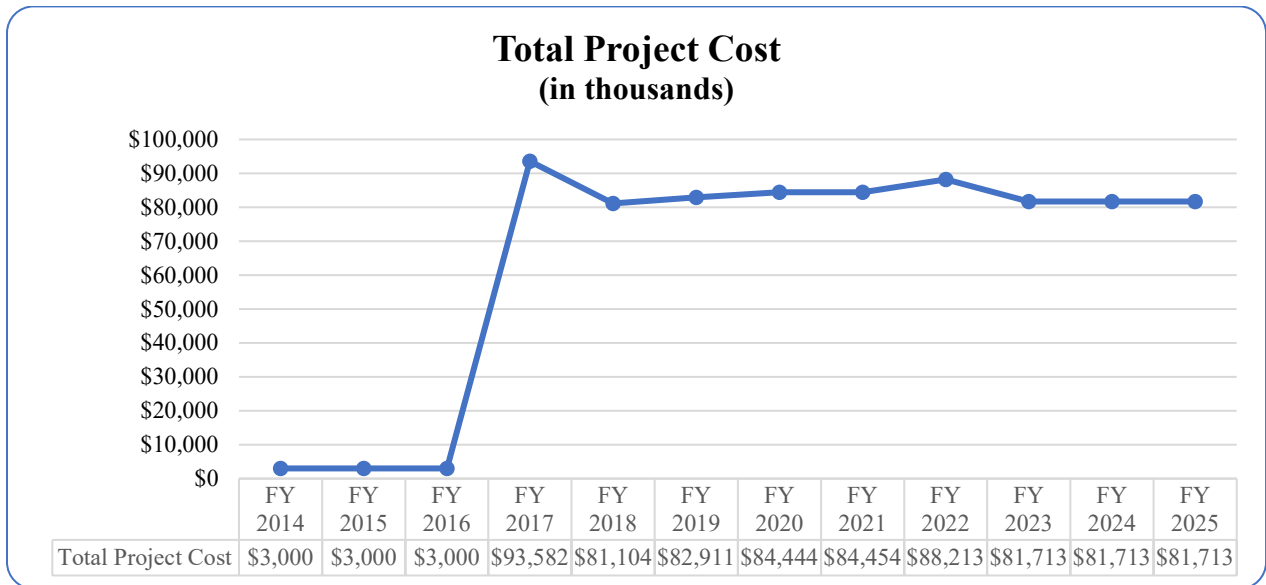
- No funding or expenditures.

FY 2025 – FY 2030 Expenditure Projection

Expenditure Projection						
FY 2025	FY 2026	FY 2027	FY 2028	FY 2029	FY 2030	Beyond 6 Years
\$0	\$0	\$0	\$0	\$0	\$0	\$0

Analysis of Total Project Cost

- Current project funding: GO Bonds: \$28,188,000 & State: \$53,525,000.



Alternative Construction Financing (ACF) Projects

- Alternative Construction Financing (ACF), as a public-private partnership, was enabled for Prince George’s County under the [Built to Learn Act](#), a \$1.7 billion State bond bill for school construction. Under the Act, a supplemental public school construction financing fund was established, and the authority “shall deposit an amount equal to \$25,000,000 from the supplemental public school construction financing fund into the Prince George’s County public-private partnership fund established under § 4-126.2 of the Education article.”¹
- For reference, the chart below summarizes the total expected Built to Learn Act allocation for the larger counties in Maryland:²

Local Education Agency	Statutory Percentage	Calculated Allocation Based on \$1.7 billion Bond Proceeds	Allocations To Date	Estimated Available Amount Remaining After Allocation
Anne Arundel	12.50%	\$212,500,000	\$165,707,000	\$46,793,000
Baltimore City	21.00%	\$357,000,000	\$125,550,352	\$231,449,648
Baltimore County	21.00%	\$357,000,000	\$207,866,000	\$149,134,000
Frederick County	5.10%	\$86,700,000	\$87,170,062	-\$470,062
Howard County	6.60%	\$112,200,000	\$36,643,360	\$75,556,640
Montgomery County	21.00%	\$357,000,000	\$269,309,500	\$87,690,500
Total		\$1,482,400,000	\$892,246,274	\$590,153,726

- The ACF category includes \$21,000,000 in the Capital Budget and \$29,000,000 in the Operating Budget for a total FY 2025 County funding of \$50,000,000.
 - Out of the \$21 million ACF funding in the Capital Budget, \$17,000,000 will go toward Phase I and \$4,000,000 toward Phase II.
- Total Project cost remained at \$643,171,000 in the Proposed FY 2025 – FY 2030 CIP and includes the second round of schools in the project.
- Six (6) of the schools were delivered as part of the Phase I project:
 - [Sonia Sotomayor MS at Adelphi](#) (July 15, 2023).
 - [Kenmoor MS](#) (July 15, 2023).

¹ Built to Learn Act, Section 10-658.

² Interagency Commission on School Construction (IAC), [April 2024 Update](#).

- [Drew Freeman MS](#) (July 15, 2023).
 - [Hyattsville MS](#) (July 15, 2023).
 - [Colin K. Powell K-8 Academy](#) (November 8).
 - [Walker Mill MS](#) (partially delivered, awaiting completion of the playing fields).
- The following eight (8) schools are slated for the second group of ACF construction:
 - Margaret Brent Elementary School
 - Hyattsville Elementary School
 - James Duckworth Regional School
 - Springhill Lake Elementary School
 - Brandywine K-8 School
 - Robert Frost K-8 School
 - Templeton Elementary School
 - New Fairwood Area Elementary School
 - PGCPs notes that the Phase II ACF project is currently in the Exclusive Negotiation Period, working through the design, permitting, and pricing activities.

Systemic Replacement Projects

- Category provides matching County funds for approved State-funded projects that replace old and failing mechanical, electrical, building envelope, and structural systems.
 - Over 100 buildings are in current need of major component or system replacements (roofs, boilers, elevators, energy, and fuel systems). Projects are prioritized based on physical inspections, repair histories, age, and type of building system.
- FY 2025 Proposed Expenditures: \$9,941,000
 - Funding includes \$8,689,000 in GO Bonds.
- FY 2025 expenditures support HVAC upgrades at Dwight D. Eisenhower MS, Charles Flowers HS, H. Winship Wheatley Early Childhood Center, Phyllis E. Williams Spanish Immersion School; window replacements at Arrowhead ES and Oxon Hill MS; and various project financial closeouts.
 - *Note:* funding for window replacement at Arrowhead ES and Oxon Hill MS is also allocated under the Healthy Schools Facility Program.
- Category has a shortfall of \$3,000,000 for financial closeouts from County funding.

Phased Renovation (formerly “Staged Renovation”) Projects

- Category includes funding for summer projects in five stages, but flexible enough to allow work to continue during the regular school year, depending on the size of the facility.
- FY 2025 Proposed Expenditures: \$800,000.

- Funding includes \$800,000 in GO Bonds.
- From the Superintendent’s FY 2025 Requested Budget Book, the following improvements are scheduled for FY 2025:

PHASED RENOVATION PROJECTS (Longfields ES & Calverton ES will use County Funding Only)						
BOE District	County Council District	Priority	Project Name	Total FY25–30 Est. Category Cost	FY25 State Funding Request	FY25 County Funding Request
4	5	1	Thomas Johnson Middle School	\$22,356,000	LP	\$0
2	3	2	Berwyn Heights Elementary School	\$12,922,000	LP	\$200,000
7	7	3	Benjamin Stoddert Middle School	\$31,926,000	\$0	\$300,000
5	4	4	Benjamin Tasker Middle School	\$56,992,000	\$0	\$300,000
7	6	5	Longfields Elementary School	\$19,147,000	County Only	\$0
1	1	6	Calverton Elementary School	\$26,034,000	County Only	\$0
Phased Renovations Subtotal				\$169,377,000	\$0	\$800,000

- The following projects were funded in FY 2024.

Phased Renovations (formerly "Staged Renovations")					
Priority	School Name	Project Description	FY24–29 CIP Funding Requested	FY24–29 CIP Funding Approved	Staff Comments
1	Longfields ES	Phased Renovations	\$10,700,000	\$0	
2	Calverton ES	Phased Renovations	\$700,000	\$0	
FY2024 Subtotal			\$11,400,000	\$0	

Compliance Mandate Projects

ADA Upgrades

- Category includes funding for Americans with Disabilities Act (ADA) building upgrades to comply with the current code.
- No FY 2025 proposed expenditures.
 - Funding includes \$1,000,000 in GO Bonds.
 - Cumulative appropriation will support the continuation of this work in FY 2025.
- From the Superintendent’s FY 2025 Requested Budget Book, the following improvements are scheduled for FY 2025:

American with Disabilities Act ("ADA") Upgrades					
BOE District	County Council District	Priority	School	Description	Requested Funding
3	2	1	Northview ES	Elevator/Conveyance System Modernization	\$450,000
1	4	2	DuVal HS	Stage Lift	\$100,000
4	5	3	Thomas Johnson MS	Lift/Conveyance System Replacement	\$150,000
1	8	4	Martin Luther King MS	Lift/Conveyance System Replacement (PG3494)	\$150,000
1	8	5	Martin Luther King MS	Lift/Conveyance System Replacement (PG3495)	\$150,000
FY 2025 Subtotal					\$1,000,000

- The following projects were funded in FY 2024:

Americans with Disabilities Act ("ADA") Upgrades					
Priority	School Name	Project Description	FY24-29 CIP Funding Requested	FY24-29 CIP Funding Approved	Staff Comments
1	Rosa Parks ES	Elevator/Conveyance System Modernizations	\$450,000	\$450,000	
2	Rosa Parks ES	Lift/Conveyance System Replacement	\$100,000	\$100,000	
3	Meadowbrook E	Lift/Conveyance System Replacement	\$0	\$200,000	ADA Student
4	TBD	Various ADA Upgrades	\$0	\$250,000	
FY2024 Subtotal			\$550,000	\$1,000,000	

Asbestos Ceiling Tile Replacement

- Category includes funding for the abatement and replacement of asbestos ceiling tiles.
- FY 2025 Proposed Expenditures: \$291,000.
 - Funding includes \$291,000 in GO Bonds.
- PGCPS notes that there are no risk factors for asbestos, and exposure is contained during construction and maintenance repairs. In FY 2024, PGCPS provided a full list of schools needing future asbestos removal or abatement, which can be found in response to question 26 of the *First Round Budget Review Questions*.
- From the Superintendent's FY 2025 Requested Budget Book, the following improvements are scheduled for FY 2025:

Asbestos Containing Material Abatement (formerly "Asbestos Ceiling Tile (HCT) Replacement")					
BOE District	County Council District	Priority	School	Description	Requested Funding
8	8	1	Apple Grove ES	Asbestos throughout school	
FY 2025 Subtotal					\$200,000

- For FY 2024, \$800,000 was approved for asbestos containment projects, but no schools were identified in the Superintendent’s F Y2025 Requested Budget Book. Appendix E-5 notes that \$600,000 will be requested to be transferred to “Playgrounds” for ADA compliance, and the rest will remain in the category.
- PGCPs noted the following schools which will have completed asbestos abatement projects by August 2024: Apple Grove ES, Highbridge ES, Gaywood ES, Hollywood ES, Kenmoor MS, Pointer Ridge ES, Judy Hoyer Montessori @ Oakcrest ES, Beltsville Academy, James Ryder Randall ES, Seat Pleasant ES, Paint Branch ES, Duval HS, Andrew Jackson Academy, Matthew Henson, Kettering ES, and Isaac Gourdine MS.

Buried Fuel Tank Replacement

- Category includes funding for replacing buried heating and motor fuel tanks that are leaking or have deteriorated past the point of repair. Funding may also be used for tank testing, mandatory upgrades, site remediation, cathodic protection, and temporary tank procurement.
- No FY 2025 proposed expenditures.
 - Funding includes \$500,000 in GO Bonds.
 - Cumulative appropriation will support the continuation of this work in FY 2025.
 - The cost per tank is estimated at \$100,000.
- Of the 263 current buried fuel tanks in operation, approximately 130 are over 20 years old, and several show evidence of leaks.
- From the Superintendent’s FY 2025 Requested Budget Book, the following improvements are scheduled for FY 2025:

Buried Fuel Tank Replacement					
BOE District	County Council District	Priority	School	Description	Requested Funding
7	6	1	Arrowhead ES	Remove Underground Storage Tanks / Install Above Ground Storage Tanks	\$80,000
2	3	2	William Wirt MS	Remove Underground Storage Tanks / Install Above Ground Storage Tanks	\$80,000
5	6	3	Tall Oaks HS	Remove Underground Storage Tanks / Install Above Ground Storage Tanks	\$175,000
1	1	4	High Point HS	Remove Underground Storage Tanks / Install Above Ground Storage Tanks	\$85,000
5	4	5	Rockledge ES	Remove Underground Storage Tanks / Install Above Ground Storage Tanks	\$80,000
FY 2025 Subtotal					\$500,000

- The following projects were funded in FY 2024:

Buried Fuel Tank Replacement (also called "Buried Underground Storage Tanks")					
Priority	School Name	Project Description	FY24-29 CIP Funding Requested	FY24-29 CIP Funding Approved	Staff Comments
1	James Duckworth	Remove Underground Storage Tanks / Install Above Ground Storage Tanks	\$80,000	\$80,000	Priority needs changed
2	Hyattsville ES	Remove Underground Storage Tanks / Install Above Ground Storage Tanks	\$80,000	\$80,000	Priority needs changed
3	Springhill Lake E	Remove Underground Storage Tanks / Install Above Ground Storage Tanks	\$80,000	\$80,000	Priority needs changed
4	Northwestern HS	Remove Underground Storage Tanks / Install Above Ground Storage Tanks	\$100,000	\$100,000	Priority needs changed
5	Bond Mill ES	Remove Underground Storage Tanks / Install Above Ground Storage Tanks	\$80,000	\$80,000	Priority needs changed
6	Ridgecrest ES	Remove Underground Storage Tanks / Install Above Ground Storage Tanks	\$80,000	\$80,000	Priority needs changed
FY2024 Subtotal			\$500,000	\$500,000	

Code Corrections

- Category includes funding for updating existing school buildings to meet current county, State, and federal building codes. Priority is given to fire hydrant line extensions.
- No FY 2025 proposed expenditures.
 - Funding includes \$2,000,000 in GO Bonds.
 - Cumulative appropriation will support the continuation of this work in FY 2025.
- From the Superintendent’s FY 2025 Requested Budget Book, the following improvements are scheduled for FY 2025:

Code Corrections(Facility Improvements to Address Code Deficiencies)					
BOE District	County Council District	Priority	School	Description	Requested Funding
8	7	1	Maya Angelo (G Shugart)	Replace Fire Alarm System	\$320,000
1	1	2	Dwight D. Eisenhower MS	Replace Fire Alarm System	\$320,000
4	5	3	James McHenry ES	Replace Fire Alarm System	\$285,000
1	1	4	Martin Luther King MS	Replace Fire Alarm System	\$320,000
8	8	5	Samuel Chase ES	Replace Fire Alarm System	\$265,000
9	9	6	Clinton Grove ES	Replace Fire Alarm System	\$240,000
varies	varies	n/a	Various Schools (TBD)	Planned & Emergency Code Corrections, As Required	\$250,000
FY 2025 Subtotal					\$2,000,000

- The following projects were funded in FY 2024:

Code Correction Projects					
Priority	School Name	Project Description	FY24–29 CIP Funding Requested	FY24–29 CIP Funding Approved	Staff Comments
1	University Park ES	Replace Fire Alarm System	\$210,000	\$210,000	Elevated priority
2	Oxon Hill MS	Replace Fire Alarm System	\$210,000	\$210,000	Elevated priority
3	Paint Branch ES	Replace Fire Alarm System	\$210,000	\$210,000	Elevated priority
4	Magnolia ES	Replace Fire Alarm System	\$210,000	\$210,000	Elevated priority
5	Clinton Grove ES	Replace Fire Alarm System	\$260,000	\$260,000	Elevated priority
6	Deerfield Run ES	Replace Fire Alarm System	\$180,000	\$180,000	Elevated priority
7	Facility Service Base	Replace Fire Alarm System	\$220,000	\$220,000	Elevated priority
8	Beacon Heights ES	Replace Fire Alarm System	\$250,000	\$250,000	
FY2024 Subtotal			\$1,750,000	\$1,750,000	

Lead Remediation

- Category includes funding to remediate possible lead from drinking water to meet EPA standards.

- No FY 2025 proposed expenditures.
 - Funding includes \$100,000 in GO Bonds.
 - Cumulative appropriation will support the continuation of this work in FY 2025.

- PGCPs notes no risk factors for lead in the water as facilities have received new filters, and drinking fountains are tested and placed out of service if legal limits are exceeded. In FY 2024, PGCPs provided a list of schools requiring lead removal or remediation and it can be found in response to question 28 of the *First Round Budget Review Questions*.

- The following facilities are scheduled for improvements in FY 2025:
 - No facilities were identified in the Superintendent’s FY 2025 Requested Budget Book; however, PGCPs provided the following schools in their list of the top ten (10) priority for piping and/or fixture improvements: Duval HS, Surrattsville HS, Laurel HS, Bladensburg HS, Bowie HS, Gwynn Park HS, Friendly HS, Potomac HS, Thomas Pullen MS, and Gwynn Park MS.

- PGCPs noted that they do not plan to use federal funds provided in the federal Infrastructure Investment and Jobs Act to address lead in schools.

- The following projects were funded in FY 2024:

Lead Remediation Projects					
Priority	School Name	Project Description	FY24–29 CIP Funding Requested	FY24–29 CIP Funding Approved	Staff Comments
N/A	Various Schools	County Mandated Drinking Fountain Upgrades (Phase III)	\$100,000	\$100,000	
FY2024 Subtotal			\$100,000	\$100,000	

- PGCPs noted that they completed lead remediation efforts at Cooper Lane ES, Fort Foote ES, and Ridgecrest ES through the State’s Healthy School Facility Fund (HSSF).

Other County-Wide Initiatives

Central Garage/Transportation Department

- Category includes funding to improve bus and vehicle service areas at several locations.
 - The four (4) bus lot facilities replaced under the category are Mullikin, Greenbelt, Douglas, and Laurel.

- No FY 2025 proposed expenditures.
 - Funding includes \$2,000,000 in GO Bonds.

From the Superintendent’s FY 2025 Requested Budget Book, the following improvements are scheduled for FY 2025:

Central Garage/Transportation Facility Improvements					
BOE District	County Council District	Priority	Facility	Description	Funding Requested
n/a	n/a	n/a		Design & Construction funds for the Administrative Offices, Maintenance Garage, Bus Wash and site improvements at Greenbelt Transportation Bus Facilities.	
FY 2025 Subtotal					\$2,000,000

- The following projects were funded in FY 2024:

Central Garage/Transportation Department Improvements					
Priority	School Name	Project Description	FY24–29 CIP Funding Requested	FY24–29 CIP Funding Approved	Staff Comments
1		Design & Construction funds for the Administrative Offices, Maintenance Garage, Bus Wash and site improvements at Greenbelt Transportation Bus Facilities.	\$3,000,000	\$2,000,000	
FY2024 Subtotal			\$3,000,000	\$2,000,000	

Healthy Schools Facility Program

- Category provides for State grant funds to undertake improvements to address existing conditions related to air conditioning, heating, indoor air quality, mold remediation, temperature regulation, plumbing (including lead in drinking water outlets in school buildings), and windows. Grants will prioritize projects that correct issues posing an immediate life, safety, or health threat to occupants.
- FY 2025 Expenditures: \$18,091,000
 - Funding includes \$4,553,000 in GO Bonds and \$13,538,000 in State aid.
- FY 2025 funding supports roof replacements at Carole Highlands ES, Princeton ES, Oxon Hill MS, Forest Heights ES, Woodridge ES, and Phyllis E. Williams ES and window replacements at Arrowhead ES and Oxon Hill MS.
 - *Note:* funding for window replacement at Arrowhead ES and Oxon Hill MS is also allocated under the Healthy Schools Facility Program.

HVAC Upgrades

- Category includes funding for air conditioning and heating upgrades in classrooms, multi-purpose rooms, and other instructional rooms.

- No FY 2025 proposed funding or expenditures.
 - Funding includes \$1,396,000 from GO Bonds.
 - Funding was deferred for FY 2025 and FY 2026 to partially absorb the increase from the Suitland Annex Replacement project.
 - Carryforward funding available from FY 2024 to continue upgrades at various facilities, as needed.
- From the Superintendent’s FY 2025 Requested Budget Book, the following improvements are scheduled for FY 2025:

HVAC & Plumbing Replacements (Formerly "HVAC Upgrades")					
BOE District	County Council District	Priority	School	Description	Requested Funding
2	3	1	Parkdale HS	Chiller and Cooling Tower, 6 Split Units, 2 220 Wing AHU	
FY 2025 Subtotal					\$2,000,000

- The following County-funded projects were funded in FY 2024:

HVAC and Plumbing Upgrades (formerly "AC Upgrades"/"HVAC Upgrades")					
Priority	School Name	Project Description	FY24–29 CIP Funding Requested	FY24–29 CIP Funding Approved	Staff Comments
FY24 COUNTY ONLY HVAC PROJECTS:					
1	Hillcrest Heights ES	2 Boilers	\$600,000	\$600,000	Reprioritized projects based on funding
2	Barack Obama ES	Controls Replacement	\$400,000	\$400,000	Reprioritized projects based on funding
3	CE Reig	2 Gym Units	\$396,000	\$396,000	Reprioritized projects based on funding
FY2024 County Only HVAC Projects Subtotal			\$1,396,000	\$1,396,000	

Kitchen and Food Services

- Category includes funding for capital improvements to the food service facilities and equipment.
- No FY 2025 proposed funding or expenditures.
 - Funding was deferred for FY 2025 and FY 2026 to partially absorb the increase from the Suitland Annex Replacement project.
- The following facilities are scheduled for improvements in FY 2025:
 - No facilities identified in the Superintendent’s FY 2025 Requested Budget Book.
- PGCPs notes that unexpended Food Subsidy funding in the Operating budget will be used to carry out several kitchen upgrades.

- The following projects were funded in FY 2024:

Kitchen & Food Services Projects					
Priority	School Name	Project Description	FY24-29 CIP Funding Requested	FY24-29 CIP Funding Approved	Staff Comments
1	Seat Pleasant ES	Kitchen & Food Services Renovations	\$900,000	\$900,000	
2	Martin Luther King, Jr. MS	Partial Funding Request for Kitchen & Food Services Renovation (Total Cost Estimate: \$1M)	\$600,000	\$600,000	
FY2024 Subtotal			\$1,500,000	\$1,500,000	

Land, Building, and Infrastructure

- Category includes funding for the acquisition of private property and the implementation of infrastructure such as roads and access improvements.
- No FY 2025 proposed funding or expenditures.
 - Funding was deferred for FY 2025 and FY 2026 to partially absorb the increase from the Suitland Annex Replacement project.
- The following facilities are scheduled for improvements in FY 2025:
 - No facilities identified in the Superintendent’s FY 2025 Requested Budget Book.
- The following projects were funded in FY 2024:

Land, Building, & Infrastructure					
Priority	School Name	Project Description	FY24-29 CIP Funding Requested	FY24-29 CIP Funding Approved	Staff Comments
N/A	N/A	Acquisition of Land, Buildings or Infrastructure Improvements.	\$0	\$2,439	
			\$0	\$2,439	

Major Repairs

- Category includes funding for repairs and replacement of bleachers, lockers, flooring, boilers, electrical systems, energy projects, environmental issues, painting, structural systems, emergency repairs, and expenses associated with meeting federally mandated regulations.
- No FY 2025 proposed funding or expenditures.
 - Funding includes \$7,500,000 in GO Bonds.
 - Funding was deferred for FY 2025 and FY 2026 to partially absorb the increase from the Suitland Annex Replacement project.

- From the Superintendent’s FY 2025 Requested Budget Book, the following improvements are scheduled for FY 2025:

Major Repairs & Replacements					
BOE District	County Council District	Priority	School	Description	Requested Amount
1	1	1	Laurel HS	Dance Studio	\$70,000
6	6	2	Largo HS	Dance Studio	\$70,000
1	1	3	Dwight D Eisenhower MS	Corridor/Locker room Locker Replacement	\$350,000
8	7	4	Potomac HS	Corridor/Locker Room Locker Replacement	\$400,000
5	4	5	Samuel Ogle MS	Gym Reno Project- Interior bleachers, flooring, lighting upgrade, painting	\$400,000
9	9	6	Surrattsville HS	Gym Reno Project- Interior bleachers, flooring, lighting upgrade, painting	\$450,000
8	7	7	Maya Angelo MS	Interior Visitor Side Bleachers	\$125,000
8	8	8	Oxon Hill HS	Interior Bleachers	\$200,000
9	9	9	Surrattsville HS	Tennis Court Reburishment	\$350,000
1	1	10	Laurel HS	Tennis Court Reburishment	\$350,000
2	3	11	Magnolia ES	Operable Wall Divider	\$275,000
5	6	12	Kingsford ES	Operable Wall Divider	\$275,000
1	1	13	Beltsville ES	New Generator	\$120,000
7	7	14	Samuel Massie ES	Parking Lot Lighting/Exterior Lighting	\$125,000
8	8	15	Oxon Hill Ms	Exterior Door Replacement	\$50,000
8	8	16	J Frank Dent ES	Stage Flooring/Curtains/Lighting	\$250,000
5	5	17	Annapolis Roads Academy	Window/Storefront/Doors	\$1,500,000
8	8	18	Oxon Hill MS	Window/Storefront/Doors	\$1,750,000
8	8	19	Forte Foote ES	Bathroom Partition Replacement	\$50,000
2	3	20	Riverdale ES	Bathroom Partition Replacement	\$50,000
4	3	21	Woodridge ES	Bathroom Partition Replacement	\$50,000
2	3	22	Lamont ES	Interior Painting	\$80,000
9	8	23	Potomac Landing ES	Interior Painting	\$85,000
5	4	24	Rockledge ES	Interior Painting	\$75,000
FY 2025 Subtotal					\$7,500,000

- The following projects were funded in FY 2024:

Major Repairs & Lifecycle Replacements					
Priority	School Name	Project Description	FY24-29 CIP Funding Requested	FY24-29 CIP Funding Approved	Staff Comments
1	Surrattsville HS	Dance Studio	--	\$70,000	
2	Douglass HS	Dance Studio	--	\$70,000	
3	Thomas Pullen MS	2 Dance Studios	--	\$140,000	
4	Buck Lodge MS	Locker Room Locker Replacement	--	\$50,000	
5	Forrestville HS	Corridor/Locker Room Locker Replacement	--	\$450,000	Reprioritized
6	Friendly HS	Corridor/Locker Room Locker Replacement	--	\$450,000	Reprioritized
7	Buck Lodge MS	Gym Reno Project	--	\$500,000	
8	Belair Annex	Gym Reno Project	--	\$500,000	
9	Benjamin Foulois MS	Gym Reno Project	--	\$450,000	
10	Eleanor Roosevelt HS	Auditorium Rigging/curtains	--	\$1,100,000	Needed for Performing Arts Program
11	Magnolia ES	Stage Flooring /Curtains/lighting	--	\$250,000	Reprioritized Safety Issue
12	Base	New Generator	--	\$120,000	
13	Oxon Hill HS	Running Track Refurbishment	--	\$350,000	Reprioritized Track over Tennis Courts
14	Gwynn Park HS	Running Track Refurbishment	--	\$350,000	Replaced Friendly HS Running Track
15	Yorktown ES	Exterior Doors Replacement	--	\$175,000	Replaced James Duckworth
16	Bladensburg ES	Operable Wall Replacement	--	\$300,000	Safety Issue
17	Maya Angelou French Imm	Operable Wall Replacement	--	\$300,000	Safety Issue
18	Arrowhead ES	Phase II (HVAC and Doors Completed) Exterior Window Replacement	--	\$1,200,000	Needed to properly balance new HVAC System
19	Ridgecrest ES	Replace emergency escape windows in all classrooms	--	\$75,000	Safety Issue
20	Flinstone ES	Bathroom Partition Replacement	--	\$50,000	Additional funding approved
21	Fort Washington Forest ES	Bathroom Partition Replacement	--	\$50,000	Additional funding approved
22	Hollywood ES	Bathroom Partition Replacement	--	\$50,000	Additional funding approved
23	Ridgecrest ES	Bathroom Partition Replacement	--	\$50,000	Additional funding approved
24	John Hanson Mont	Interior Painting	--	\$200,000	Reprioritized - Last years request
25	Maya Angelou French Imm	Interior Painting	--	\$200,000	Reprioritized - Last years request
--	Various Schools, As Needed as part of Board's	Planned and Emergency Major Repairs/Replacements	\$5,000,000	--	
FY2024 Subtotal			\$5,000,000	\$7,500,000	

Open Space Pods

- Category includes funding to convert large, open-space pod classrooms in existing schools to traditional, closed classrooms for fewer students, including replacing movable walls with permanent, soundproof walls.

- No FY 2025 proposed funding or expenditures, and no future allocations are expected.
- The following projects were funded in FY 2024:

Open Space Pods					
Priority	School Name	Project Description	FY24-29 CIP Funding Requested	FY24-29 CIP Funding Approved	Staff Comments
N/A	Various Schools	Various Improvements for Open Space Pods			
FY2024 Subtotal			\$1,500,000	\$1,500,000	

- Category has a shortfall of \$1,500,000 in financial closeouts from County funding.

Parking Lots/Driveways

- Category includes funding for additional entrances/exit drives, vehicle turnarounds, bus waiting areas, sidewalks, and parent drop-off/pick-up areas.
- No FY 2025 proposed expenditures.
 - Funding includes \$750,000 in GO Bonds.
 - Cumulative appropriation will support the continuation of this work in FY 2025.
- From the Superintendent’s FY 2025 Requested Budget Book, the following improvements are scheduled for FY 2025:

Resurfacing Projects for Parking Lots, Driveways, Play Courts & Running Tracks (formerly "Parking Lots and Driveways")						
BOE District	County Council District	Priority	School	Description	Requested Funding	
5	9	1	Patuxent ES	Resurfacing All Existing Asphalt Areas	\$200,000	
9	9	2	Waldon Woods ES	Resurfacing All Existing Asphalt Areas	\$200,000	
6	5	3	William Paca ES	Resurfacing All Existing Asphalt Areas	\$200,000	
8	8	4	Oxon Hill ES	Parking Lot Only	\$150,000	
FY 2025 Subtotal					\$750,000	

- The following projects were funded in FY 2024:

Resurfacing Projects (Parking Lots, Driveways, Play Courts and Running Tracks)					
Priority	School Name	Project Description	FY24-29 CIP Funding Requested	FY24-29 CIP Funding Approved	Staff Comments
1	Barnaby Manor ES	Front and side lots	\$200,000	\$200,000	
2	Judy P. Hoyer @ Oakcrest ES	Resurfacing All Existing Asphalt Areas	\$175,000	\$175,000	
3	Carol Highland ES	Resurfacing All Existing Asphalt Areas	\$200,000	\$200,000	
4	Flintstone ES	Resurfacing All Existing Asphalt Areas	\$175,000	\$175,000	
FY2024 Subtotal			\$750,000	\$750,000	

Planning & Design

- Category includes funding for preliminary planning and design for future capital projects for renovations, modernizations, or systemic projects. Funding supports feasibility studies, preliminary design for staged renovations, roofs, and other systemic projects.
- No FY 2025 proposed expenditures.
 - Funding includes \$1,000,000 in GO Bonds.
 - Cumulative appropriation will support the continuation of this work in FY 2025.
- The following facilities are scheduled for improvements in FY 2025.
 - No schools identified in the Superintendent’s Requested Budget Book.
- The following projects were funded in FY 2024:

Planning & Design (Supports preliminary planning and design development for future capital projects)					
Priority	School Name	Project Description	FY24-29 CIP Funding Requested	FY24-29 CIP Funding Approved	Staff Comments
N/A	Various Schools	Funding for preliminary planning studies, educational specification development and design activities through construction drawing, as required.	\$1,000,000	\$2,000,000	
FY2024 Subtotal			\$1,000,000	\$2,000,000	

Playground Equipment

- Category includes funding to replace existing, outdated playground equipment and upgrade existing playing fields.
- FY 2025 Proposed Expenditures: \$400,000.
 - Funding includes \$400,000 from GO Bonds.

- From the Superintendent’s FY 2025 Requested Budget Book, the following improvements are scheduled for FY 2025:

Playground Replacements					
BOE District	County Council District	Priority	School	Description	Requested Funding
4	3	1	Gaywood ES	Replace 3-6 Playground w/PIP	\$80,000
1	1	2	Highland Park ES	Replace Pre-K Playground w/PIP	\$100,000
9	9	3	Waldon Woods ES	Replace K-6 Playground w/PIP	\$250,000
3	2	4	Mt. Rainer ES	Replace K-6 Playground w/PIP	\$250,000
7	7	5	Samuel Massie ES	Replace PreK, K-8 Playground w/PIP	\$320,000
FY 2025 Subtotal					\$1,000,000

- The following projects were funded in FY 2024:

Playground Equipment/Recreation Projects					
Priority	School Name	Project Description	FY24–29 CIP Funding Requested	FY24–29 CIP Funding Approved	Staff Comments
1	C. E. Reig Regional	Replacement of K–5 PIP Playground Equipment	\$175,000	\$175,000	
2	Lamont ES	Replacement of PreK, K–5 Playground Equipment	\$225,000	\$225,000	
FY2024 Subtotal			\$400,000	\$400,000	

Roof Replacements

- Category includes funding to design and construct 5-10 facility roofs each year to supplement the number of roofs to be replaced through prioritized school modernization projects.
 - The school system must replace around 10 roofs per year to maintain the inventory.
- No FY 2025 proposed funding or expenditures and no allocation expected in the future.
 - The FY 2025 Budget Book notes that the category will remain in the program to account for future needs. Roof replacements will instead receive funding from the Healthy Schools Facility Program.
- The following facilities are scheduled for improvements in FY 2025.
 - No schools identified in the Superintendent’s Requested Budget Book
- The following projects were funded in FY 2024:

Roof Replacement					
Priority	School Name	Project Description	FY24-29 CIP Funding Requested	FY24-29 CIP Funding Approved	Staff Comments
TBD	TBD (Possibly Hillcrest ES & James Madison MS based on last year's HSFF)	County Funding to Match FY24 HSFF Grant Funds.	\$2,000,000	\$2,000,000	
FY2024 Subtotal			\$2,000,000	\$2,000,000	

Secondary School Reform (SSR)

- Category includes funding to expand classrooms to accommodate classes with smaller than a 25:1 ratio to expand AP and IB programs in schools.
- No FY 2025 proposed funding or expenditures and no allocation expected in the future.
 - The FY 2025 Budget Book notes that the project will remain in the program until fiscal closeout.

Security Upgrades

- Category includes funding for security cameras and other infrastructure to curb theft, vandalism, break-ins, and overall security.
- No FY 2025 proposed expenditures.
 - Funding includes \$1,500,000 from GO Bonds.
 - Cumulative appropriation will support the continuation of this work in FY 2025.
- The following facilities are scheduled for improvements in FY 2025:
 - No schools identified in the Superintendent’s Requested Budget Book.
- The following projects were funded in FY 2024:

Security Upgrades					
Priority	School Name	Project Description	FY24-29 CIP Funding Requested	FY24-29 CIP Funding Approved	Staff Comments
TBD	Various Schools,	Install Various Systems of 50+ Interior & Exterior IP Cameras, Servers, Work Stations & Monitors.	\$1,500,000	\$2,500,000	
FY2024 Subtotal			\$1,500,000	\$2,500,000	

Stadium Upgrades

- Category includes funding for upgrades to high school exterior athletic areas including turf fields, bleachers, press boxes, lighting, restrooms, and running tracks.

- No FY 2025 proposed expenditures.
 - Funding includes \$3,500,000 from GO Bonds.
 - Cumulative appropriation will support the continuation of this work in FY 2025.
- From the Superintendent’s FY 2025 Requested Budget Book, the following improvements are scheduled for FY 2025:

Stadium Upgrades (New Bleachers, Press Box, Artificial Turf Field, Track & Stadium Lighting)					
BOE District	County Council District	Priority	School	Description	Requested Funding
8	8	1	Crossland High School	Balance of Funding to Complete Partially Funded Stadium Upgrade at Crossland High School (Received \$2M in the FY23 CIP)	
FY 2025 Subtotal					\$3,500,000

- The following projects were funded in FY 2024:

Stadium Upgrades					
Priority	School Name	Project Description	FY24–29 CIP Funding Requested	FY24–29 CIP Funding Approved	Staff Comments
1	Crossland HS	Balance of Funding to Complete Partially Funded Stadium Upgrade at Crossland High School (Received \$2M in the FY23 CIP)	\$3,500,000	\$3,500,000	
FY2024 Subtotal			\$3,500,000	\$3,500,000	

Stand-Alone Classrooms

- Category includes funding for the acquisition and siting of temporary relocatable classrooms to replace the existing inventory.
- FY 2025 Proposed Expenditures: \$3,000,000
 - Funding includes \$3,000,000 from GO Bonds.
- PGCPs has more than 400 relocatable classrooms. A SY 2022-2023 chart of relocatable classrooms, per LEA, is shown below:

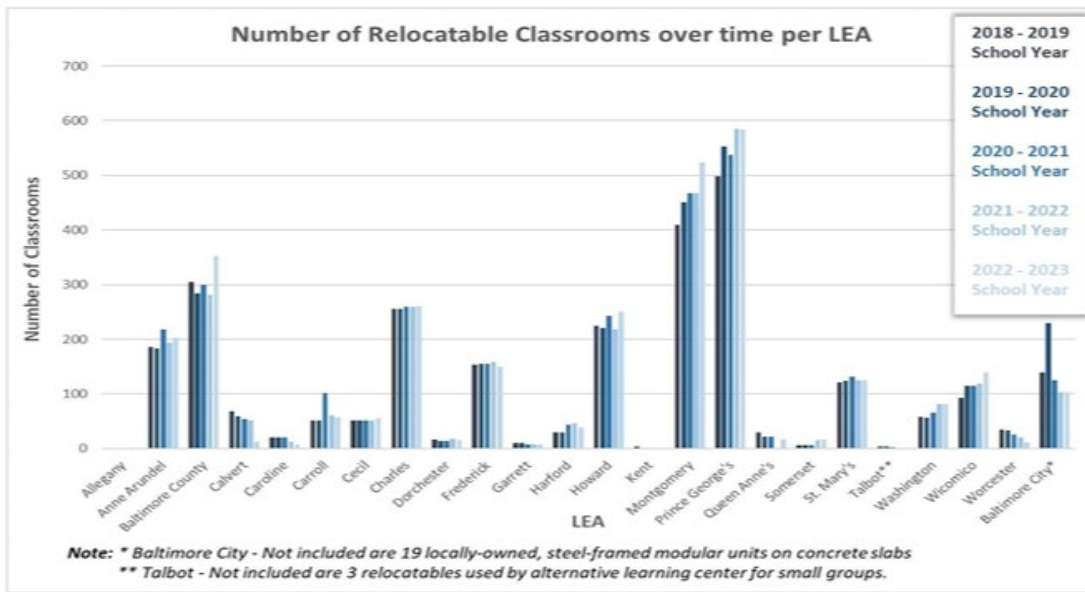


Figure 1. IAC 20 April 2023 Meeting

- The percentage of students studying in relocatable classrooms, per LEA, is shown below:

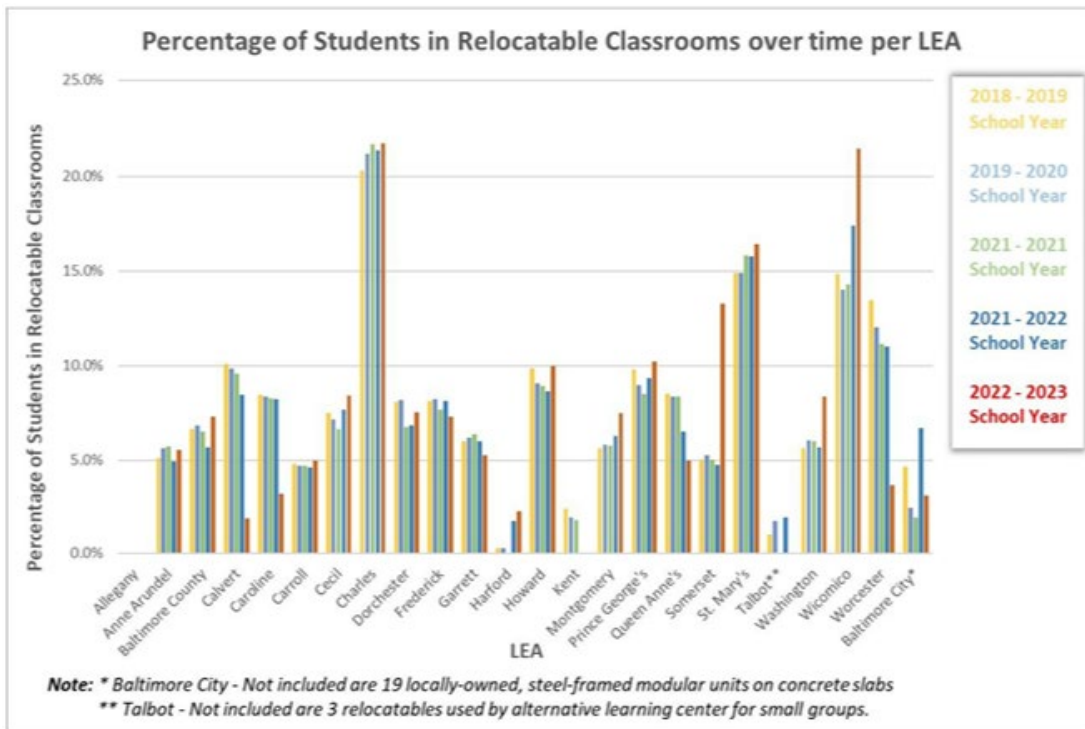


Figure 2. Percentage of Students in Relocatable Classrooms

- No projects identified in the Superintendent's Requested Budget Book; however, PGCPs notes that the following stand-alone classrooms are scheduled for completion in FY 2025:
 - Thomas Johnson MS – 5 classroom modular

- Benjamin Tasker MS – 10 classroom modular

- The following projects were funded in FY 2024:

Standalone Classrooms (Modular Classroom Additions for Severely Over-Enrolled Facilities)					
Priority	School Name	Project Description	FY24-29 CIP Funding Requested	FY24-29 CIP Funding Approved	Staff Comments
TBD	Various Schools,	Standalone Classrooms	\$4,000,000	\$4,000,000	
FY2024 Subtotal			\$4,000,000	\$4,000,000	

- The following classrooms will be completed within FY 2024:
 - James Madison ES – 10 classroom modular

Other State-Funded Projects

Aging Schools Program (ASP)

- Category includes funding to address the needs of aging school buildings. Funds support projects with at least a 15-year anticipated lifespan.
- FY 2025 Proposed Expenditures: \$1,000,000.
 - Funding includes \$1,000,000 in State funds.
- According to the IAC’s [Aging Schools Program](#), Prince George’s County accounts for 40.1% of FY 2016 – FY 2023 [unspent allocations](#). The chart below shows unexpended allocations per LEA.

LEA	FY 2024 ASP Allocation (1)	Prior Fiscal Years: 2016, 2018, 2019, 2020, 2021, 2022, 2023 Unexpended Allocation (2)	Total Final Program Funding Available from All Applicable Fiscal Years
Allegany	\$97,791	\$0	\$97,791
Anne Arundel	\$506,038	\$9,651	\$515,689
Baltimore City	\$1,387,927	\$656,736	\$2,044,663
Baltimore	\$874,227	\$879,794	\$1,754,021
Calvert	\$38,292	\$46,594	\$84,886
Caroline	\$50,074	\$0	\$50,074
Carroll	\$137,261	\$25,845	\$163,106
Cecil	\$96,024	\$4,454	\$100,478
Charles	\$50,074	\$50,074	\$100,148
Dorchester	\$38,293	\$0	\$38,293
Frederick	\$182,622	\$1,780	\$184,402
Garrett	\$38,293	\$57,855	\$96,148
Harford	\$217,379	\$94,112	\$311,491
Howard	\$87,776	\$0	\$87,776
Kent	\$38,293	\$78,467	\$116,760
Montgomery	\$602,651	\$107,158	\$709,809
Prince George's	\$1,209,426	\$1,584,956	\$2,794,382
Queen Anne's	\$50,074	\$348	\$50,422
St. Mary's	\$50,074	\$198	\$50,272
Somerset	\$38,293	\$51,446	\$89,739
Talbot	\$38,293	\$83,761	\$122,054
Washington	\$134,904	\$134,904	\$269,808
Wicomico	\$106,627	\$0	\$106,627
Worcester	\$38,293	\$0	\$38,293
Totals	\$6,108,999	\$3,868,133	\$9,977,132

Forward Funded Projects

- Category provides State reimbursement of County funds used to construct eligible school construction projects for which State funds have not yet been allocated.
- No funding or expenditures are proposed for FY 2025 or are expected in the future.

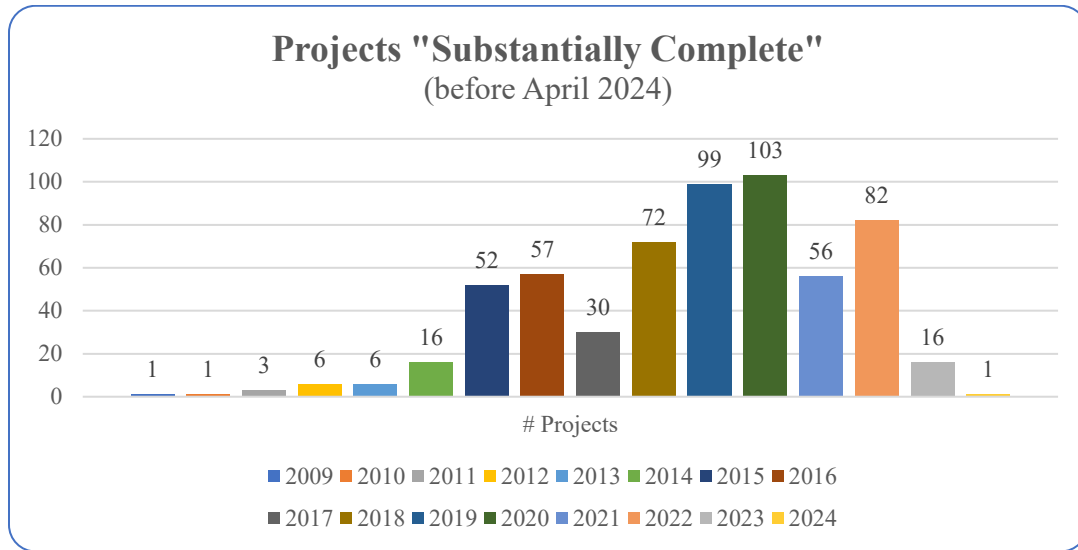
School Capacity and Enrollment

- School capacity and enrollment per school are provided in [response](#) to the First-Round Budget Review Questions #2.

Prior CIP Project Completion Status

- As of [April 2024](#), out of 846 active projects, 604, or 71.4%, are either “Substantially Complete” or in the “Final Completion (Fiscal Closeout)” phase.

- PGCPS notes that there are no projects currently in litigation.
- The chart and graph below show the projects substantially completed on or before April 2024, awaiting fiscal closeouts. Open projects go as far back as FY 2009.



Maintenance of Maryland’s Public School Buildings
FY 2023 Annual Report

- According to the Interagency Commission on School Construction’s [“Maintenance of Maryland’s Public School Buildings FY 2023 Annual Report”](#), Prince George’s County scored 63.70% (Not Adequate) in the LEA Average rating. This is 2.79% lower than the FY 2022 Report. The County was penultimate in the State, after Somerset County. 130 of the 336 minor deficiencies (38.7%) identified in the State were in the County. The IAC noted that to ensure the continued effectiveness and expected lifespan of a facility, adequate maintenance on an ongoing basis is required. The Building Services unit is not within the Department of Capital Programs; however, the need to keep adequate school facilities links the two units.

Table 1: Summary of Maintenance-Effectiveness Assessment Results

LEA	LEA Characteristics in FY23			FY23 Maintenance Assessment Results				
	Total # of School Facilities	Total Square Footage	Average Adjusted Age of Schools	# of Schools Assessed	LEA Average Rating		# of Deficiencies	
					Percentage	Rating	Major	Minor
TOTALS	1370	142,108,765	31	172	70.57%	Adequate	2	336
Allegany	22	1,749,398	36.3	3	70.30%	Adequate	0	6
Anne Arundel	121	13,902,130	30.1	14	75.51%	Adequate	0	3
Baltimore City	140	16,304,883	37.8	17	69.57%	Adequate	2	40
Baltimore Co	166	16,900,318	33.5	17	74.03%	Adequate	0	4
Calvert	25	2,456,795	25.2	3	72.22%	Adequate	0	1
Caroline	10	877,773	23.5	3	67.68%	Not Adequate	0	6
Carroll	40	4,266,203	31.7	5	67.13%	Not Adequate	0	13
Cecil	29	2,267,203	29.4	4	73.91%	Adequate	0	2
Charles	39	4,235,048	29.6	5	71.35%	Adequate	0	5
Dorchester	14	970,840	31.3	3	71.90%	Adequate	0	3
Frederick	67	6,784,025	28.1	8	76.93%	Adequate	0	7
Garrett	13	741,671	35.0	3	70.40%	Adequate	0	7
Harford	52	6,054,298	31.9	6	67.42%	Not Adequate	0	17
Howard	76	8,250,880	21.6	10	72.20%	Adequate	0	15
Kent	5	441,409	44.7	3	68.74%	Not Adequate	0	7
Montgomery	210	25,147,251	25.9	22	72.42%	Adequate	0	13
Prince George's	198	18,712,667	39.7	21	63.70%	Not Adequate	0	130
Queen Anne's	14	1,302,658	22.0	3	70.49%	Adequate	0	3
St. Mary's	27	2,300,101	26.6	4	63.91%	Not Adequate	0	26
Somerset	10	671,356	22.3	3	62.87%	Not Adequate	0	13
Talbot	8	700,971	18.1	3	71.96%	Adequate	0	0
Washington	46	3,476,622	35.8	6	68.03%	Not Adequate	0	13
Wicomico	24	2,283,618	28.7	3	73.76%	Adequate	0	0
Worcester	14	1,310,647	27.0	3	71.28%	Adequate	0	2

SUPERIOR	90% - 100%
GOOD	80% - 89%
ADEQUATE	70% - 79%
NOT ADEQUATE	60% - 69%
POOR	0% - 59%

Updated 7/5/2023

Table Source: Interagency Commission (IAC) on School Construction

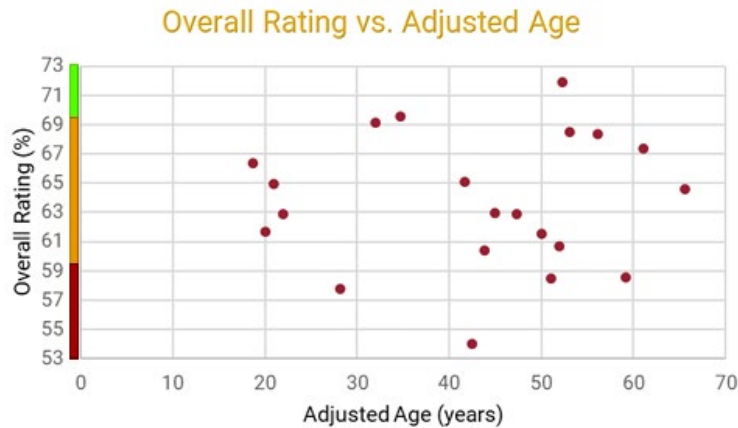
- Two (2) of the 21 facilities inspected received a score of “Adequate,” while 15 were “Not Adequate,” and four (4) were “Poor.” A list of schools inspected begins on page 138 of the report.

FY 2023 Overall Rating Results by School Type

	Environmental Education	Elementary	Elementary/Middle	Middle	High	
Superior						
Good						
Adequate	1	1				2
Not Adequate		9	1	4	1	15
Poor		3			1	4
Totals	1	13	1	4	2	21

Figure 3 Source: IAC Maintenance of Maryland's Public School Buildings FY 2023 Annual Report.

- By category inspected, the schools received the most passing rates in Floors (15), Exterior Structures and Finishes (15), Drainage Away From Structure (14), and Roof Drains, Gutters, and Downspouts (13). Schools underperformed in the following categories: Preventive Maintenance (0), Computerized Maintenance Management System (0), and Conveyances (1).
- PGCPS has noted the age of buildings as a factor in their maintenance; however, the IAC report shows no correlation between the adjusted age of the building and their score, as shown on the graph below:



- A list of IAC recommendations to PGCPS was provided on page 143 of the report.