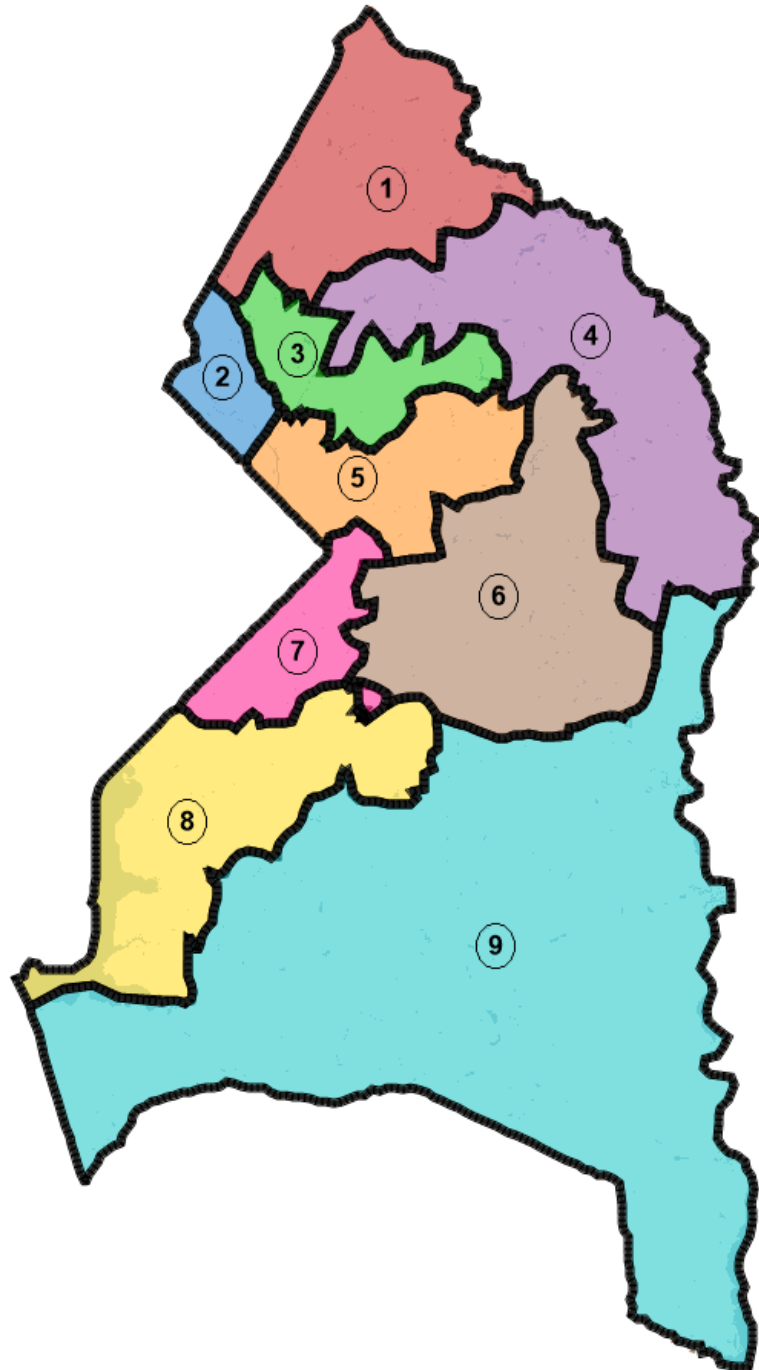


September 28, 2021

**Prince George's County Council Public
Hearing on Proposed Redistricting Plan**

Nate Persily



2020 County
Adjusted
Population:
968,772

Ideal Population
Per District
(Adjusted):
107,641

Projected Shifts in District Deviations

2010 Census

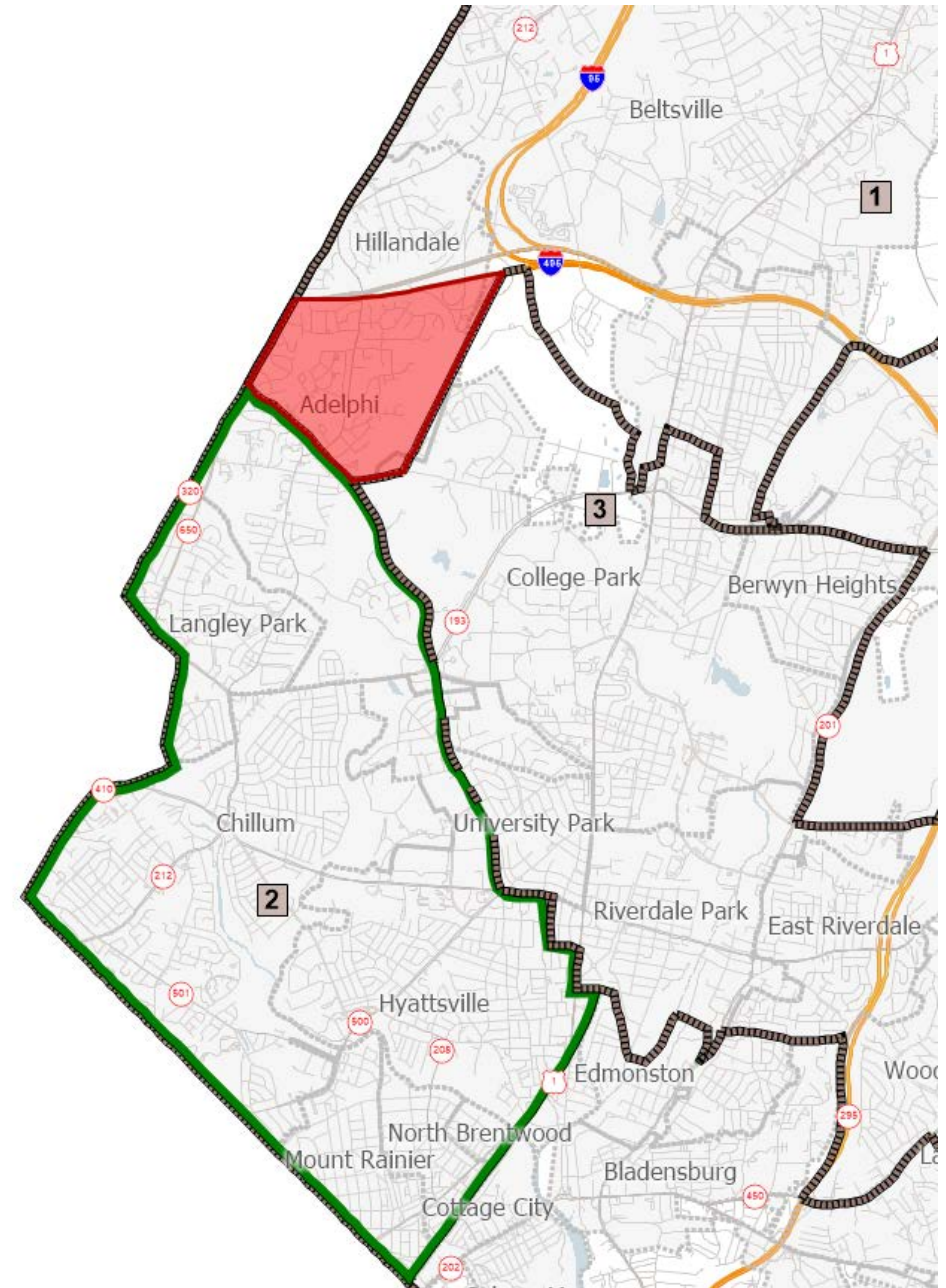
District	Population	Deviation	% Deviation
1	98324	2388	2.49%
2	92075	-3861	-4.02%
3	99085	3149	3.28%
4	98729	2793	2.91%
5	94388	-1548	-1.61%
6	97016	1080	1.13%
7	95453	-483	-0.50%
8	93558	-2378	-2.48%
9	94792	-1144	-1.19%

2020 Census

District	Adjusted Population	Deviation	% Deviation
1	114537	6896	6.41%
2	102112	-5529	-5.14%
3	112674	5033	4.68%
4	107494	-147	-0.14%
5	107371	-270	-0.25%
6	115900	8259	7.67%
7	97701	-9940	-9.23%
8	103087	-4554	-4.23%
9	107896	255	0.24%

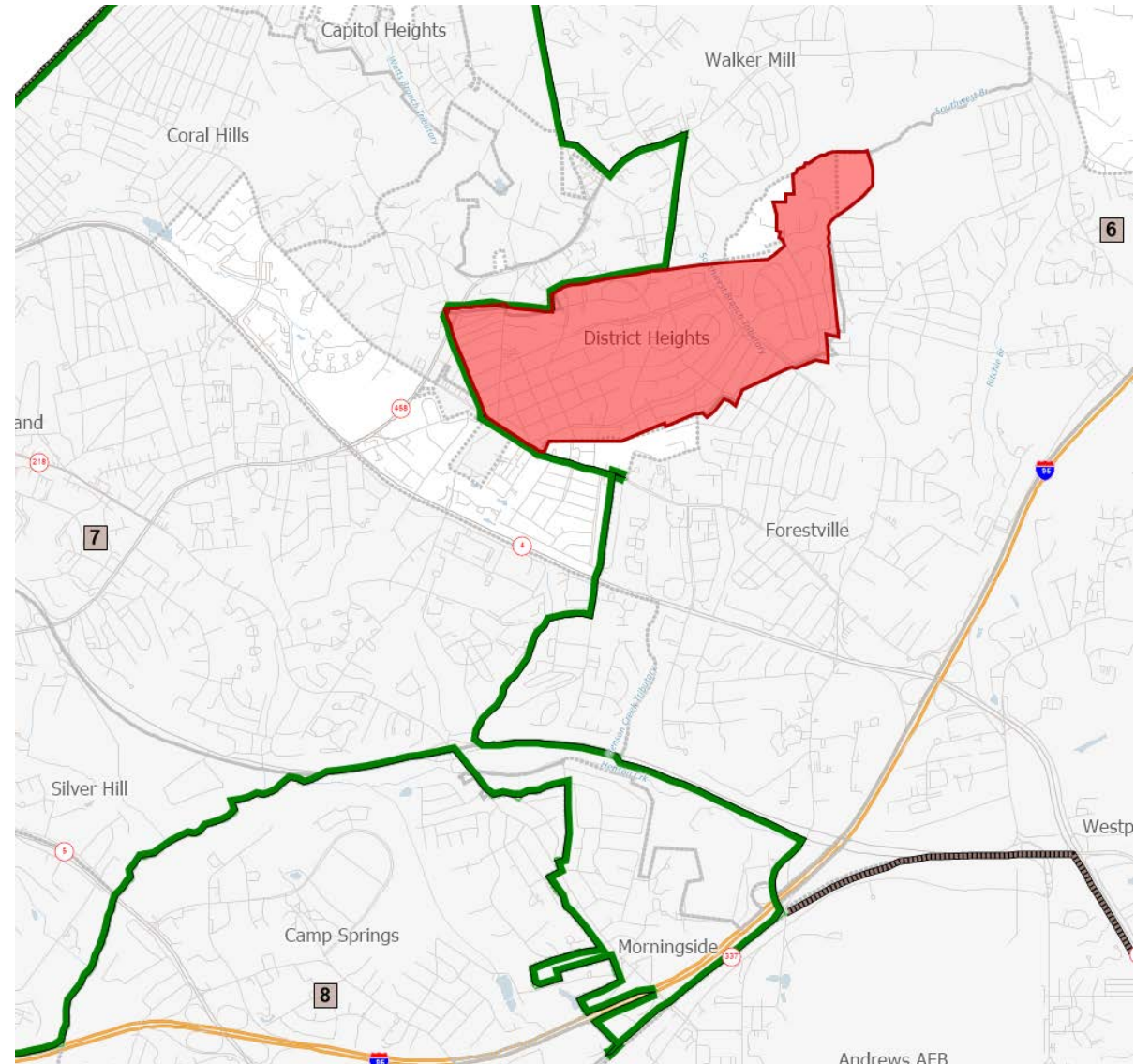
Change to rectify Malapportionment of Districts 1 and 2

Move approximately 4,079
people (one* precinct)
from District 1 to District 2



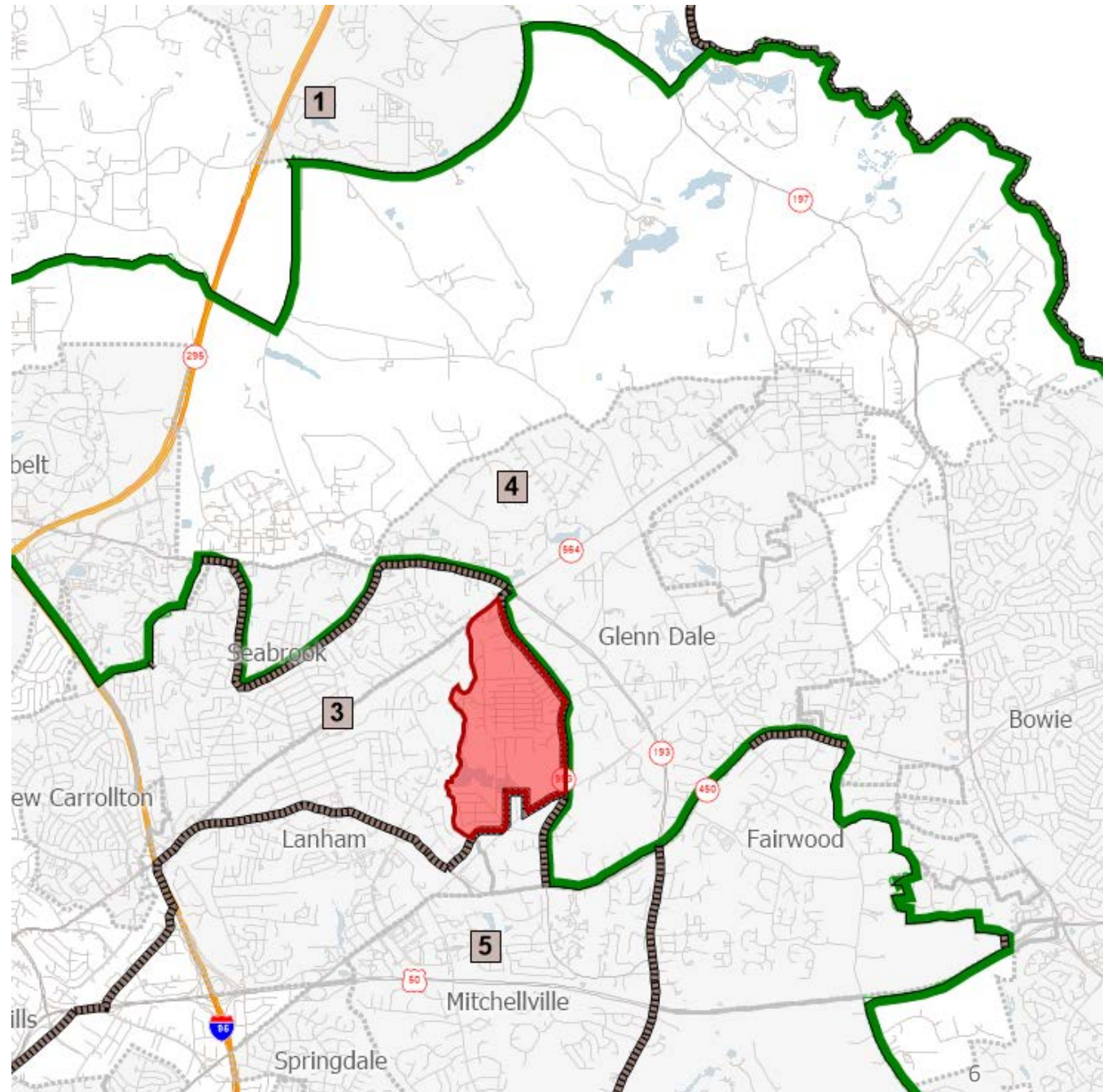
Change to Rectify Malapportionment in Districts 6 and 7

Move two
precincts
(approximately
6,059 people)
from District 6 to
District 7



Change to bring
District 3 under
4.5 percent
deviation

Move one precinct
(2208 people) in
Glenn Dale from
District 3 to District
4



Proposed Plan

Proposed District	Adjusted Population	Deviation	Deviation (%)
1	110458	2817	2.62%
2	106191	-1450	-1.35%
3	110466	2825	2.62%
4	109702	2061	1.91%
5	107371	-270	-0.25%
6	109841	2200	2.04%
7	103760	-3881	-3.61%
8	103087	-4554	-4.23%
9	107896	255	0.24%